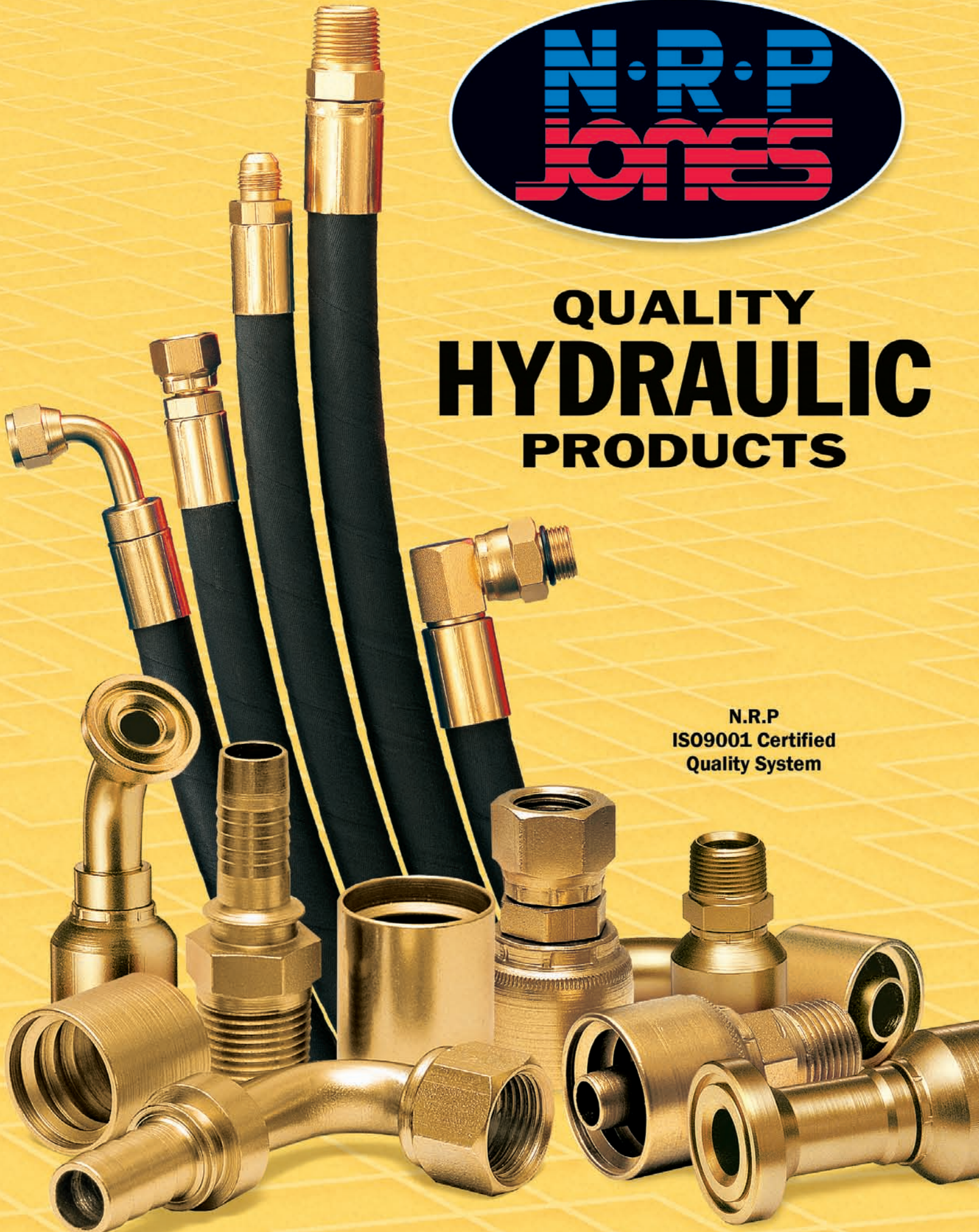




QUALITY HYDRAULIC PRODUCTS

N.R.P
ISO9001 Certified
Quality System



NRP- JONES Has What it Takes to Build Your Business!

Over a half-century of experience helps you build customer satisfaction while increasing your sales and profits. Here's how:

QUALITY

- Pride and craftsmanship result in the quality products that you require.
- Product reliability will live up to your expectations.
- N.R.P. ISO 9001 Certified.

SERVICE

- Select from a wide range of hose and fitting products.
- Orders are shipped from a large inventory.
- You can count on prompt, knowledgeable, friendly help every time you call.
- Your business is taken personally.

VALUE

- NRP-JONES offers the most competitive pricing in the industry.
- Distributor programs available to increase sales and margins.

**CALL OR FAX EITHER OF THE LOCATIONS BELOW
FOR PROMPT SERVICE...**

Corporate Office & Manufacturing,

P.O. Box 310

711 Daytona Street

LaPorte, Indiana 46350

Office: 219-362-9908

Fax: 219-324-0815

CUSTOMER SERVICE TOLL-FREE NUMBER: 1-800-348-8868

ORDER ENTRY TOLL-FREE FAX NUMBER: 1-800-207-2221

WEB SITE

www.nrpjones.com

E-mail

nrpjones@nrpjones.com

Manufacturing Facility

255 West 11th North

Nephi, Utah 84648

Office: 435-623-1740

Fax: 435-623-2638

CUSTOMER SERVICE TOLL-FREE NUMBER: 1-800-453-1480

ORDER ENTRY TOLL-FREE FAX NUMBER: 1-800-207-2221

E-mail

sales@nrp-jones.com

Table of Contents



	PAGE
Hydraulic Hose Selection Guide	4
Wire Braid Hydraulic Hose	5-7
Military Hose Specifications	7-8 & 17
Textile Braid Hydraulic Hose	8-9
Wire-Textile Braid Hydraulic Hose	8-11
High Pressure Hydraulic Hose	12-15
Power Jack Hose	15
Non-Conductive Hydraulic Hose	16
Thermoplastic Hydraulic Hose	17
P.T.F.E Hydraulic Hose	18
Push-On and Military Hose	19
Hose Accessories	20
Stems and Ferrules for SAE 100R4 Hose	21
Two-Piece Ferrules	22-23
Two-Piece Stems	24-35
Two-Piece British Standard and Metric Stems	36-39
“O”-Lok Stems	29-70-75
One-Piece Fittings (1J) For One & Two Wire Hose	40-49
One-Piece Fittings (1P) For One-Wire & Thermoplastic Hose	50-59
Reusable Hose Fittings	60-63
Stems and Ferrules for SAE 100R7 Hose	64-66
One-Piece Fittings for P.T.F.E Hose	67-68
Two-Piece Fittings for Three Wire Braid & Spiral Hose	69-74
One-Piece Fittings (1W) For Four & Six-Spiral Hose	75-83
One-Piece Fittings (1Y) For Four & Six-Spiral Hose	84-85
Fittings For Spray & Pressure Washer Hose	86
Push-On Stems	88
Hydraulic Adapters and Tube Fittings	89-120
Stainless Steel Adapters	89-120
O-Ring Face Seal Adapters	121-137
Metric and BSP Adapters	138-141
Weld Fittings	142-143
Assembly Equipment	144-151
Technical Data and Charts	152
Explanation of Jones Part Numbering System	153-154
Warranty Statement	158

Hydraulic Hose Selection Guide

Industry Specifications	NRP Part No.	Construction	Page Numbers		Dash Size and Working Pressure													
			Hose	Fittings	-3	-4	-5	-6	-8	-10	-12	-16	-20	-24	-32	-40		
SAE 100R15	1211	6 Wire Spiral High Impulse	14	84-85					6000	6000	6000	6000	6000	6000	6000	6000	6000	
SAE 100R14	6014	P.T.F.E.	18	67-68		2750	2610		2540	2030	1740							
SAE 100R13	1213	4 & 6 Wire Spiral High Impulse	14	75-83														
SAE 100R13	1313	4 & 6 Wire Spiral	13	75-83														
SAE 100R12	1212	4 Wire Spiral High Impulse	12	75-83					4000	4000	4000	4000	4000	4000	4000	4000	4000	
SAE 100R12	1312	4 Wire Spiral	13	75-83					4000	4000	4000	4000	4000	4000	4000	4000	4000	
DIN 20022-2SM	A750	2 Wire Braid Hydra-Max	7	40-49		5500			5000	5000	3500							
SAE 100R16	A150	2 Wire Braid Hydra-Lite II	6	40-49		5800			4800	4000	3625							
SAE 100R2	A102	2 Wire Braid Non-Skive	5	40-49	6000	5800	5050		4800	4000	3625							
SAE 100R3	A003	3 Wire Braid	12	69-74		7000			5500	5000	4000							
SAE 100R3	B003	2 Textile Braid	8	40-49	1500	1250			1125	1000	750							
SAE 100R3	A320	Power Jack	15	24-35		10,000			10,000	1000	565							
SAE 100R17	A151	1 Wire Braid Hydra-Lite I	6	40-49		3000			3000	3000	3000							
SAE 100R1	A101	1 Wire Braid Non-Skive	5	40-49	3000	2750	2500		2250	2000	1500							
SAE 100R5	A005	1 Wire Braid Textile Cover	9	40-49		3000	3000		2250	2000	1750							
SAE 100R5	A055	1 Wire Braid Rubber Cover	10	40-49		3000	3000		2250	2000	1750							
ALL TEMP	A803	1 Wire Braid Textile Cover	10	40-49		3000	3000		2250	2000	1750							
HIGH TEMP II	A807	2 Wire Braid Non-Skive	11	40-49		5000	3000		4000	3500	250							
SAE 100R4	2004	Suction & Return Line	8	21-35														
SAE 100R4	2014	Suction & Return Line	9	21-35														
SAE 100R7	3107	Spiral Push-On	19	88		250	2500		250	250	250							
SAE 100R7	3307	Thermoplastic	17	50-59		2750	2500		2250	2050								
SAE 100R8	3108	Thermoplastic	17	50-59		5000	4300		4000	3500								
SAE 100R8	3308	Thermoplastic	17	50-59		5000	4300		4000	3500								


Wire Braid Hydraulic Hose



SAE 100R1 WearGuard NRP 1-Wire Braid Non-Skive

SPECIFICATIONS

Part Number	Hose I.D. (in.)	Hose O.D. (in.)	Rated W.P. (psi)	Min. Burst (psi)	Min. Bend Radius (in.)	Wt. Per Ft. (lbs)
A101-03	3/16	.47	3,000	12,000	3.5	.13
A101-04	1/4	.53	2,750	11,000	4.0	.16
A101-05	5/16	.59	2,500	10,000	4.5	.17
A101-06	3/8	.68	2,250	9,000	5.0	.22
A101-08	1/2	.80	2,000	8,000	7.0	.28
A101-10	5/8	.93	1,500	6,000	8.0	.34
A101-12	3/4	1.09	1,250	5,000	9.5	.41
A101-16	1	1.41	1,000	4,000	12.0	.63
1101-20	1-1/4	1.72	625	2,500	16.5	.91
1101-24	1-1/2	2.00	500	2,000	20.0	1.07
1101-32	2	2.54	375	1,500	25.0	1.44




Recommended for: Medium pressure hydraulic oil lines.
Meets or exceeds requirements of SAE 100R1.

Tube: Black, oil resistant, Nitrile (NBR).
Reinforcement: One braid of higher tensile steel wire.
Cover: Black, oil and abrasion resistant Neoprene (CR). MSHA accepted.
Temperature range: -40°F to +250°F.

SAE 100R2 WearGuard NRP 2-Wire Braid Non-Skive

SPECIFICATIONS

Part Number	Hose I.D. (in.)	Hose O.D. (in.)	Rated W.P. (psi)	Min. Burst (psi)	Min. Bend Radius (in.)	Wt. Per Ft. (lbs)
● A102-03	3/16	.53	6,000	24,000	3.5	.20
● A102-04	1/4	.59	5,800	23,200	4.0	.25
● A102-05	5/16	.65	5,050	20,200	4.5	.27
● A102-06	3/8	.75	4,800	19,200	5.0	.32
● A102-08	1/2	.86	4,000	16,000	7.0	.40
● A102-10	5/8	1.00	3,625	14,500	8.0	.49
● A102-12	3/4	1.16	3,100	12,400	9.5	.57
● A102-16	1	1.49	2,400	9,600	12.0	.90
● 1102-20	1-1/4	1.90	1,825	7,300	16.5	1.47
● 1102-24	1-1/2	2.15	1,300	5,200	25.0	1.70
● 1102-32	2	2.66	1,160	4,640	25.0	2.34



Recommended for: High pressure hydraulic oil lines.
Meets or exceeds requirements of SAE 100R2.

Tube: Black, oil resistant, Nitrile (NBR).
Reinforcement: Two braids of high tensile steel wire.
Cover: Black, oil and abrasion resistant, Neoprene (CR). MSHA accepted.
Temperature range: -40°F to +250°F.

● Indicates change or new product.




Wire Braid Hydraulic Hose

SAE 100R17 WearGuard (Hydra-Lite I) NRP 1 or 2 Wire Braid Non-Skive

SPECIFICATIONS

Part Number	Hose I.D. (in.)	Hose O.D. (in.)	Rated W.P. (psi)	Min. Burst (psi)	Min. Bend Radius (in.)	Wt. Per Ft. (lbs)
A151-04	1/4	.53	3,000	12,000	2.00	.16
A151-06	3/8	.68	3,000	12,000	2.50	.23
A151-08	1/2	.80	3,000	12,000	3.50	.28
A151-10	5/8	1.00	3,000	12,000	4.00	.49
A151-12	3/4	1.16	3,000	12,000	4.75	.57
A151-16	1	1.49	3,000	12,000	6.00	.90




Recommended for: Applications which meet or exceed SAE 100R17. Medium pressure hydraulic oil lines.
Tube: Black, oil resistant, Nitrile (NBR).
Reinforcement: One wire high tensile steel braid in sizes 1/4 thru 1/2 and two wire high tensile steel braid in sizes 5/8 thru 1.
Cover: Black, oil and MSHA approved abrasion resistant Neoprene (CR).
Temperature range: -40°F to 250°F.

SAE 100R17 WearGuard Plus NRP 1 or 2 Wire Braid Non-Skive

SPECIFICATIONS

Part Number	Hose I.D. (in.)	Hose O.D. (in.)	Rated W.P. (psi)	Min. Burst (psi)	Min. Bend Radius (in.)	Wt. Per Ft. (lbs)
● A251-04	1/4	.53	3,000	12,000	2.00	.16
● A251-06	3/8	.68	3,000	12,000	2.50	.23
● A251-08	1/2	.80	3,000	12,000	3.50	.28
● A251-10	5/8	1.00	3,000	12,000	4.00	.49
● A251-12	3/4	1.16	3,000	12,000	4.75	.57
● A251-16	1	1.49	3,000	12,000	6.00	.90




Recommended for: Applications which meet or exceed SAE 100R17. Medium pressure hydraulic oil lines.
Tube: Black, oil resistant, Nitrile (NBR).
Reinforcement: One wire high tensile steel braid in sizes 1/4 thru 1/2 and two wire high tensile steel braid in sizes 5/8 thru 1.
Cover: Black, oil and **extreme abrasion resistant** Neoprene (CR).
Temperature range: -40°F to 250°F.

SAE 100R16 WearGuard (Hydra-Lite II) NRP 2-Wire Braid Non-Skive

SPECIFICATIONS

Part Number	Hose I.D. (in.)	Hose O.D. (in.)	Rated W.P. (psi)	Min. Burst (psi)	Min. Bend Radius (in.)	Wt. Per Ft. (lbs)
● A150-04	1/4	.57	5,800	23,200	2.00	.24
● A150-06	3/8	.72	4,800	19,200	2.50	.30
● A150-08	1/2	.84	4,000	16,000	3.50	.39
● A150-10	5/8	.98	3,625	14,500	4.00	.47
● A150-12	3/4	1.10	3,100	12,400	4.75	.55
● A150-16	1	1.41	2,400	9,600	6.00	.82



Recommended for: Applications which meet or exceed SAE 100R16. Medium pressure hydraulic oil lines.
Tube: Black, oil resistant, Nitrile (NBR).
Reinforcement: Two wire braid of high tensile steel.
Cover: Black, oil and MSHA approved abrasion resistant Neoprene (CR).
Temperature range: -40°F to 250°F.

● Indicates change or new product.

Part Number	Hose I.D. (in.)	Hose O.D. (in.)	Rated W.P. (psi)	Min. Burst (psi)	Min. Bend Radius (in.)	Wt. Per Ft. (lbs)
● A250-04	1/4	.57	5,800	23,200	2.00	.24
● A250-06	3/8	.72	4,800	19,200	2.50	.30
● A250-08	1/2	.84	4,000	16,000	3.50	.39
● A250-10	5/8	.98	3,625	14,500	4.00	.47
● A250-12	3/4	1.10	3,100	12,400	4.75	.55
● A250-16	1	1.41	2,400	9,600	6.00	.82

Recommended for: Applications which meet or exceed SAE 100R16. Medium pressure hydraulic oil lines.

Tube: Black, oil resistant, Nitrile (NBR).


Reinforcement: Two wire braid of high tensile steel.

Cover: Black, oil and **extreme abrasion resistant** Neoprene (CR).

Temperature range: -40°F to 250°F.

DIN 20022-2SN Hydra-Max NRP 2-Wire Braid Non-Skive SPECIFICATIONS

Part Number	Hose I.D. (in.)	Hose O.D. (in.)	Rated W.P. (psi)	Design Burst (psi)	Min. Bend Radius (in.)	Wt. Per Ft. (lbs)
A750-04	1/4	.59	5,500	22,000	4.00	.25
A750-06	3/8	.75	5,000	20,000	5.00	.32
A750-08	1/2	.86	5,000	20,000	7.00	.40
A750-10	5/8	1.00	3,500	14,000	8.00	.49
A750-12	3/4	1.16	3,000	12,000	9.50	.57
A750-16	1	1.49	2,750	11,000	12.00	.90
1750-20	1-1/4	1.90	1,800	7,200	16.50	1.47
1750-24	1-1/2	2.15	1,300	5,200	25.00	1.70
1750-32	2	2.68	1,160	4,640	25.00	2.34



Recommended for: High pressure hydraulic applications.

Meets or exceeds DIN 20022-2SN performance specifications.

Tube: Black, oil resistant, Nitrile (NBR).


Reinforcement: Two wire braid of high tensile steel.

Cover: Black, oil and abrasion resistant Neoprene (CR).

MSHA approved.

Temperature range: -40°F to 250°F.

Mil-H-13531 Type I Class A SPECIFICATIONS




Min.

Wt.



Wire-Textile Braid Hydraulic Hose

Mil-H-13531 Type II Class A SPECIFICATIONS



Part Number	Hose I.D. (in.)	Hose O.D. (in.)	Rated W.P. (psi)	Min. Burst (psi)	Min. Bend Radius (in.)	Wt. Per Ft. (lbs)
A013-03	3/16	.61	5,000	20,000	3.5	.25
A013-04	1/4	.69	5,000	20,000	4.0	.31
A013-05	5/16	.74	4,250	17,000	4.5	.32
A013-06	3/8	.84	4,000	16,000	5.0	.39
A013-08	1/2	.95	3,500	14,000	7.0	.47
A013-10	5/8	1.09	2,750	11,000	8.0	.58
A013-12	3/4	1.26	2,250	9,000	9.5	.67
A013-16	1	1.55	2,000	8,000	12.0	.99
I013-20	1-1/4	2.00	1,625	6,500	16.5	1.65
I013-24	1-1/2	2.25	1,250	5,000	20.0	1.90
I013-32	2	2.75	1,125	4,500	25.0	2.34

Recommended for: Applications which meet or exceed SAE 100R2 Type A. Medium pressure hydraulic oil lines.


Tube: Black, oil resistant, Nitrile (NBR).

Reinforcement: Two wire braid of high tensile steel.

Cover: Black, oil and abrasion resistant Neoprene (CR). MSHA approved.

Temperature range: -65°F to 250°F.

SAE 100R3 NRP 2-Textile Braid SPECIFICATIONS



Part Number	Hose I.D. (in.)	Hose O.D. (in.)	Rated W.P. (psi)	Min. Burst (psi)	Min. Bend Radius (in.)	Wt. Per Ft. (lbs)
B003-03	3/16	.50	1,500	6,000	3	.10
B003-04	1/4	.56	1,250	5,000	3	.12
B003-06	3/8	.75	1,125	4,500	4	.18
B003-08	1/2	.94	1,000	4,000	5	.29
B003-12	3/4	1.25	750	3,000	6	.45
B003-16	1	1.50	565	2,250	8	.57
2003-20	1-1/4	1.75	375	1,500	10	.65

Recommended for: Petroleum and water based hydraulic fluids, anti-freeze and water. Meets or exceeds requirements of SAE 100R3.


Tube: Black, oil resistant, Nitrile (NBR).

Reinforcement: Two textile braids, pre-treated for tube and cover adhesion.

Cover: Black, oil and abrasion resistant Neoprene (CR). MSHA accepted

Temperature range: -40°F to +200°F.

SAE 100R4 NRP Suction & Return SPECIFICATIONS



Part Number	Hose I.D. (in.)	Hose O.D. (in.)	Rated W.P. (psi)	Min. Burst (psi)	Rated Suction (in./hg.)	Min. Bend Radius (in.)	Wt. Per Ft. (lbs)
2004-12	3/4	1.24	300	1,200	25	5.0	.42
2004-16	1	1.53	250	1,000	25	6.0	.57
2004-20	1-1/4	1.78	200	800	25	8.0	.67
2004-24	1-1/2	2.07	150	600	25	10.0	.84
2004-32	2	2.54	100	400	25	12.0	1.03
2004-40	2-1/2	3.12	62	250	25	14.0	1.70
2004-48	3	3.62	56	225	25	18.0	1.98
2004-56	3-1/2	4.14	45	180	25	21.0	2.34
2004-64	4	4.70	35	140	25	24.0	3.03

Recommended for: Petroleum and water based hydraulic fluids, in low pressure and vacuum service. Especially recommended for return lines in hydraulic control systems. Meets or exceeds requirements of SAE 100R4.

Tube: Black, oil resistant, Nitrile (NBR).

Reinforcement: Two textile braids, pre-treated for tube and cover adhesion. Helix wires are located between the braids to resist collapse under vacuum or bending.

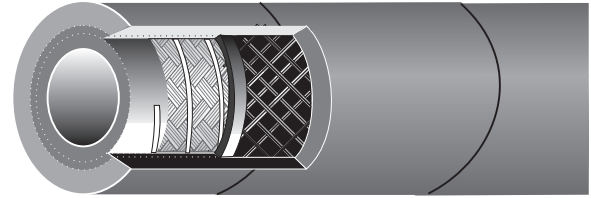
Cover: Black, oil and weather resistant Neoprene (CR). MSHA accepted

Temperature range: -40°F to +200°F.

Wire-Textile Braid Hydraulic Hose



SUPERFLEX No. 2014 NRP Suction & Return SPECIFICATIONS



Part Number	Hose I.D. (in.)	Hose O.D. (in.)	Rated W.P. (psi)	Min. Burst (psi)	Rated Suction (in./hg.)	Min. Bend Radius (in.)	Wt. Per Ft. (lbs)
2014-12	3/4	1.20	300	1,200	25	2.5	.40
2014-16	1	1.49	250	1,000	25	3.0	.54
2014-20	1 1/4	1.78	200	800	25	4.0	.66
2014-24	1 1/2	2.06	150	600	25	5.0	.87
2014-32	2	2.54	100	400	25	6.0	1.36
2014-40	2 1/2	3.02	62	250	25	7.0	1.72

Recommended for: Petroleum and water based hydraulic fluids, in low pressure and return line service. Minimum bend radius one half the bend radius of SAE 100R4

Tube: Black, oil resistant, Nitrile (NBR).

Reinforcement: Two textile braids, pre-treated for tube and cover adhesion. Helix wires are located between the braids to resist collapse under vacuum or bending.


Cover: Black, oil and weather resistant Neoprene (CR). MSHA accepted

Temperature range: -40°F to +212°F.

Branding: Green mylar "NRP Superflex Return Line"

SAE 100R5 NRP 1-Wire Braid Textile Cover SPECIFICATIONS

Part Number	Hose I.D. (in.)	Hose O.D. (in.)	Rated W.P. (psi)	Min. Burst (psi)	Min. Bend Radius (in.)	Wt. Per Ft. (lbs)
A005-04	3/16	.52	3,000	12,000	3.00	.16
A005-05	1/4	.58	3,000	12,000	3.38	.18
A005-06	5/16	.67	2,250	9,000	4.00	.23
A005-08	13/32	.77	2,000	8,000	4.62	.27
A005-10	1/2	.92	1,750	7,000	5.50	.36
A005-12	5/8	1.08	1,500	6,000	6.50	.44
1005-16	7/8	1.23	800	3,200	7.38	.45
1005-20	1-1/8	1.50	625	2,500	9.00	.56
1005-24	1-3/8	1.75	500	2,000	10.50	.64
1005-32	1-13/16	2.22	350	1,400	13.25	.83
1005-40	2 3/8	2.88	350	1,400	24.00	1.30



Recommended for: Medium pressure hydraulic applications using petroleum base hydraulic fluids. Also for gasoline, oil, water, air and truck air brake applications. Meets and exceeds the requirements of SAE 100R5 and SAE J1402 type AII for hydraulic service in all sizes. Meets and exceeds the requirements of DOT FMVSS 106 type AII for truck air brake applications in sizes 3/16" thru 5/8". Also is approved by AAMVA for air brake service.

Tube: Black, oil resistant, high temperature Nitrile (NBR).
Reinforcement: One high tensile steel wire braid over one polyester braid. Friction layers under and over wire braid improve tube and cover adhesion.

Cover: Oil resistant polyester braid impregnated with Neoprene (CR).

Temperature range: -40°F to +275°F.; +300°F intermittent.




Wire-Textile Braid Hydraulic Hose

NRP 100R5 1-Wire Braid Rubber Cover

SPECIFICATIONS

Part Number	Hose I.D. (in.)	Hose O.D. (in.)	Rated W.P. (psi)	Min. Burst (psi)	Min. Bend Radius (in.)	Wt. Per Ft. (lbs)
A055-04	3/16	.52	3,000	12,000	3.00	.16
A055-05	1/4	.58	3,000	12,000	3.38	.19
A055-06	5/16	.67	2,250	9,000	4.00	.24
A055-08	13/32	.77	2,000	8,000	4.62	.27
A055-10	1/2	.92	1,750	7,000	5.50	.37
A055-12	5/8	1.08	1,500	6,000	6.50	.45
1055-16	7/8	1.23	800	3,200	7.38	.46
1055-20	1-1/8	1.50	625	2,500	9.00	.57
1055-24	1-3/8	1.75	500	2,000	10.50	.65
1055-32	1-13/16	2.22	350	1,400	13.25	.90
1055-40	2-3/8	2.87	350	1,400	24.00	1.36



Recommended for: Medium pressure hydraulic oil lines, gasoline, air, or water. Dimensions and working pressures same as SAE 100R5.

Tube: Black, oil resistant, Nitrile (NBR).

Reinforcement: One high tensile steel wire braid over one textile braid. Friction layers under and over wire braid improve tube and cover adhesion.


Cover: One textile braid covered with oil resistant Neoprene (CR). MSHA accepted.

Temperature range: -40°F to +200°F.

ALL TEMP 1-Wire Braid Textile Cover

SPECIFICATIONS

Part Number	Hose I.D. (in.)	Hose O.D. (in.)	Rated W.P. (psi)	Min. Burst (psi)	Min. Bend Radius (in.)	Wt. Per Ft. (lbs)
A803-04	3/16	.52	3,000	12,000	3.00	.16
A803-05	1/4	.58	3,000	12,000	3.38	.18
A803-06	5/16	.67	2,250	9,000	4.00	.23
A803-08	13/32	.77	2,000	8,000	4.62	.27
A803-10	1/2	.92	1,750	7,000	5.50	.36
A803-12	5/8	1.08	1,500	6,000	6.50	.44
1803-16	7/8	1.23	800	3,200	7.38	.45
1803-20	1-1/8	1.50	625	2,500	9.00	.56
1803-24	1-3/8	1.75	500	2,000	10.50	.64
1803-32	1-13/16	2.22	350	1,400	13.25	.90
1803-40	2-3/8	2.87	350	1,400	24.00	1.36



Recommended for: High temperature medium pressure hydraulic applications using petroleum base hydraulic fluids. Also for gasoline, diesel fuel, oil, water and air. Meets SAE 100R5 and SAE J1402 type A11 for hydraulic service in all sizes. Meets the requirements of DOT FMVSS 106 type A11 for truck air brake applications in sizes 3/16" thru 5/8". Also is approved by AAMVA for air brake service.

Tube: Black, oil resistant, high temperature Nitrile (NBR).

Reinforcement: One high tensile steel wire braid over one polyester braid. Friction layers under and over wire braid improve tube and cover adhesion.

Cover: Blue, oil resistant polyester braid impregnated with Neoprene (CR).


Temperature range: -65°F to +300°F.

Wire-Textile Braid Hydraulic Hose



HIGH TEMP II 2-Wire Braid Non-Skive SPECIFICATIONS

Part Number	Hose I.D. (in.)	Hose O.D. (in.)	Rated W.P. (psi)	Min. Burst (psi)	Min. Bend Radius (in.)	Wt. Per Ft. (lbs)
A807-04	1/4	.59	5,000	20,000	4.00	.25
A807-06	3/8	.75	4,000	16,000	5.00	.32
A807-08	1/2	.86	3,500	14,000	7.00	.40
A807-12	3/4	1.16	2,250	9,000	9.50	.57
A807-16	1	1.49	2,000	8,000	12.00	.90
1807-20	1-1/4	1.90	1,625	6,500	16.50	1.47
1807-24	1-1/2	2.15	1,250	5,000	25.00	1.70
1807-32	2	2.66	1,125	4,500	25.00	2.34




Recommended for: High temperature medium pressure hydraulic applications using petroleum base hydraulic fluids. Also for gasoline, diesel fuel, oil water and air. Dimensions and working pressures the same as SAE 100R2AT.

Tube: Black, oil and heat resistant, synthetic Nitrile (NBR).
Reinforcement: Two high tensile steel wire braids.
Cover: Blue, oil and abrasion resistant, Neoprene (CR).
Temperature range: -40°F to +300°F.



3-Wire Braid NRP High Pressure SPECIFICATIONS

Part Number	Hose I.D. (in.)	Hose O.D. (in.)	Rated W.P. (psi)	Min. Burst (psi)	Min. Bend Radius (in.)	Wt. Per Ft. (lbs)
A003-04	1/4	.75	7,000	28,000	5	.42
A003-06	3/8	.91	5,500	22,000	6	.59
A003-08	1/2	1.10	5,000	20,000	8	.75
A003-12	3/4	1.32	4,000	16,000	11	1.02
1003-16	1	1.66	3,500	14,000	13	1.51
1003-20	1-1/4	2.06	3,000	12,000	17	1.96
1003-24	1-1/2	2.31	2,000	8,000	22	2.37
1003-32	2	2.75	2,000	8,000	28	2.80




Recommended for: Extra high pressure hydraulic oil lines for heavy duty service applications.

Tube: Black, oil resistant, Nitrile (NBR).
Reinforcement: Three braids of high tensile steel wire.
Cover: Black, oil resistant and abrasion resistant, Neoprene (CR). MSHA accepted
Temperature range: -40°F to +250°F.

SAE 100R12 — FLEX PLUS 4 Spiral Jones 9-Lives SPECIFICATIONS

Part Number	Hose I.D. (in.)	Hose O.D. (in.)	Rated W.P. (psi)	Min. Burst (psi)	Min. Bend Radius (in.)	Wt. Per Ft. (lbs)
1212-06	3/8	.797	4,000	16,000	2.50	.40
1212-08	1/2	.935	4,000	16,000	3.50	.54
1212-10	5/8	1.080	4,000	16,000	4.00	.74
1212-12	3/4	1.210	4,000	16,000	4.75	.94
1212-16	1	1.495	4,000	16,000	6.00	1.34
1212-20	1-1/4	1.850	3,000	12,000	8.25	1.74
1212-24	1-1/2	2.105	2,500	10,000	10.00	2.01
1212-32	2	2.626	2,500	10,000	12.50	2.75



Recommended for: High pressure hydraulic oil lines for heavy duty service applications with crude oils, fuel oils, lubricating oils and gasoline. Exceeds SAE 100R12 performance and half bend radius.

Tube: Black, oil resistant, Neoprene (CR).
Reinforcement: Four plies of spirally-wrapped high tensile steel wire.
Cover: Black ultra high abrasion hypalon compound which is weather and oil resistant. MSHA accepted. Yellow layline.
Temperature range: -40°F to +250°F.
Lengths: Hose supplied in random lengths.

Premium Features:


1. Ultra high abrasion cover.
2. Half bend radius flexibility.
3. High impulse life.

High Pressure Hydraulic Hose



SAE 100R12 — Jones 4 Spiral SPECIFICATIONS

Part Number	Hose I.D. (in.)	Hose O.D. (in.)	Rated W.P. (psi)	Min. Burst (psi)	Min. Bend Radius (in.)	Wt. Per Ft. (lbs)
1312-06	3/8	.80	4,000	16,000	5.0	.44
1312-08	1/2	.94	4,000	16,000	7.0	.55
1312-10	5/8	1.08	4,000	16,000	8.0	.77
1312-12	3/4	1.21	4,000	16,000	9.5	.82
1312-16	1	1.50	4,000	16,000	12.0	1.28
1312-20	1-1/4	1.85	3,000	12,000	16.5	1.76
1312-24	1-1/2	2.10	2,500	10,000	20.0	2.18
1312-32	2	2.62	2,500	10,000	25.0	2.85




Recommended for: High pressure hydraulic oil lines for heavy duty service applications with crude oils, fuel oils, lubricating oils and gasoline. Meets or exceeds SAE 100R12.

Tube: Black, oil resistant, Neoprene (CR).
Reinforcement: Four plies of spirally-wrapped high tensile steel wire.
Cover: A synthetic rubber which is weather and temperature resistant. MSHA accepted.
Temperature range: -40°F to +250°F.

SAE 100R13 — Jones 4 & 6 Spiral SPECIFICATIONS

Part Number	Hose I.D. (in.)	Hose O.D. (in.)	Rated W.P. (psi)	Min. Burst (psi)	Min. Bend Radius (in.)	Wt. Per Ft. (lbs)
1313-12	3/4	1.26	5,000	20,000	9.5	1.13
1313-16	1	1.52	5,000	20,000	12.0	1.35
1313-20	1-1/4	1.96	5,000	20,000	16.5	2.41
1313-24	1-1/2	2.26	5,000	20,000	20.0	3.21
1313-32	2	2.79	5,000	20,000	25.0	4.44



Recommended for: Extra high pressure hydraulic oil lines for heavy duty service applications with crude oils, fuel oils, lubricating oils and gasoline. Exceeds SAE 100R13.


Tube: Black, oil resistant, Neoprene (CR).
Reinforcement: Multiple plies of spirally-wrapped high tensile steel wire.
Cover: A synthetic rubber which is weather and temperature resistant. MSHA accepted.
Temperature range: -40°F to +250°F.



SAE 100R13 — FLEX PLUS 4 & 6 Spiral Jones 9-Lives

SPECIFICATIONS

Part Number	Hose I.D. (in.)	Hose O.D. (in.)	Rated W.P. (psi)	Min. Burst (psi)	Min. Bend Radius (in.)	Wt. Per Ft. (lbs)
1213-12	3/4	1.263	5,000	20,000	4.75	1.07
1213-16	1	1.524	5,000	20,000	6.00	1.48
1213-20	1-1/4	1.962	5,000	20,000	8.25	2.48
1213-24	1-1/2	2.256	5,000	20,000	10.00	3.22
1213-32	2	2.800	5,000	20,000	12.50	5.03



Recommended for: Extra high pressure hydraulic oil lines for heavy duty service applications with crude oils, fuel oils, lubricating oils and gasoline. Exceeds SAE 100R13 performance and half bend radius.

Premium Features:

1. Ultra high abrasion cover.
2. Half bend radius flexibility.
3. High impulse life.

Tube: Black, oil resistant, Neoprene (CR).

Reinforcement: Multiple plies of spirally-wrapped high tensile steel wire.

Cover: Black ultra high abrasion hypalon compound which is weather and oil resistant. MSHA accepted. Red layline.


Temperature range: -40°F to +250°F.

Lengths: Hose supplied in random lengths.

SAE 100R15 — FLEX PLUS 6 Spiral Jones 9-Lives

SPECIFICATIONS

Part Number	Hose I.D. (in.)	Hose O.D. (in.)	Rated W.P. (psi)	Min. Burst (psi)	Min. Bend Radius (in.)	Wt. Per Ft. (lbs)
1211-06	3/8	.888	6,000	24,000	3.0	.64
1211-08	1/2	1.024	6,000	24,000	4.0	.78
1211-12	3/4	1.378	6,000	24,000	5.25	1.55
1211-16	1	1.614	6,000	24,000	6.50	1.94
1211-20	1-1/4	1.969	6,000	24,000	8.75	2.68
1211-24	1-1/2	2.290	6,000	24,000	10.5	3.61
1211-32	2		6,000	24,000	26.0	



Recommended for: Ultra-high pressure hydraulic oil lines for heavy duty service applications with crude oils, fuel oils, lubricating oils, and gasoline. Exceeds SAE 100R15.

Premium Features:

1. Ultra high abrasion cover.
2. Half bend radius flexibility.
3. High impulse life.

Tube: Black, oil resistant, Neoprene (CR).

Reinforcement: 4 or 6 plies of spiral-wound high-tensile steel wire with elastomer cushion between wires to eliminate wire-to-wire contact.

Cover: Black hypalon compound which is weather and oil resistant. MSHA accepted. White layline.


Temperature range: -40°F to +250°F.

Lengths: Hose supplied in random lengths.

NRP No. A320 — Power Jack Hose

SPECIFICATIONS

Part Number	Hose I.D. (in.)	Hose O.D. (in.)	Rated W.P. (psi)	Min. Burst (psi)	Min. Bend Radius (in.)	Wt. Per Ft. (lbs)
A320-04	1/4	.59	10,000	20,000	4.0	.25
A320-06	3/8	.75	10,000	20,000	5.0	.32



Recommended for: Hydraulic Jack applications. Meets Material Handling Institute specification IJ100 for hydraulic hose and assemblies for jacking systems.

Tube: Black, oil resistant nitrile (NBR).

Reinforcement: Two braids of high tensile steel wire.

Cover: Black, neoprene, compounded to resist abrasion, oil and weather.

Temperature range: -40°F to 250°F.



Non-Conductive Hydraulic Hose

Non-Conductive — Twin-Line Hydraulic Tool Assemblies

SPECIFICATIONS

Part Number	Hose I.D. (in.)	Hose O.D. (in.)	Rated W.P. (psi)	Min. Burst (psi)	Min. Bend Radius (in.)	Wt. Per Ft. (lbs)
B098-06	3/8	3/4	2,250	9,000	5	.19



Tube: Oil resistant nitrile (NBR).

Reinforcement: Non-conductive textile braid.

Cover: Orange oil, abrasion and weather resistant NBR/PVC.

Temperature range: -40°F to +200°F.

Assembly length: Per customer specification.

Assembly features: Factory made and certified non-conductive to 75,000 volts. Coupled with NPT male fittings and include vinyl bend restrictors.

Thermoplastic Hydraulic Hose



SAE 100R7 Medium Pressure Thermoplastic Hydraulic Hose



Black Part Number	Black Twin-Line Part Number	Orange Non-Conductive Part Number	Orange Non-Conductive Twin-Line Part Number	Hose I.D. (in.)	Hose O.D. (in.)	Rated W.P. (psi)	Min. Burst (psi)	Min. Bend Radius (in.)
● 3107-04	3307-04	3207-04	3407-04	1/4	.490	2,750	11,000	1.3
● 3107-05	3307-05	3207-05	3407-05	5/16	.560	2,500	10,000	1.8
● 3107-06	3307-06	3207-06	3407-06	3/8	.620	2,250	9,000	2.2
● 3107-08	3307-08	3207-08	3407-08	1/2	.760	2,050	8,200	3.1

Recommended for: Petroleum, synthetic and water based fluid in medium pressure hydraulic applications. Meets or exceeds requirements of SAE 100R7.

Tube: Thermoplastic elastomer.

Reinforcement: One synthetic fibre braid.

Cover: Black or orange oil and abrasion resistant polyurethane.

Temperature range: -40°F to +248°F.

SAE 100R8 High Pressure Thermoplastic Hydraulic Hose



Black Part Number	Black Twin-Line Part Number	Orange Non-Conductive Part Number	Orange Non-Conductive Twin-Line Part Number	Hose I.D. (in.)	Hose O.D. (in.)	Rated W.P. (psi)	Min. Burst (psi)	Min. Bend Radius (in.)
● 3108-04	3308-04	3208-04	3408-04	1/4	.490	5,000	20,000	1.3
● 3108-05	3308-05	3208-05	3408-05	5/16	.560	4,300	17,200	1.8
● 3108-06	3308-06	3208-06	3408-06	3/8	.620	4,000	16,000	2.2
● 3108-08	3308-08	3208-08	3408-08	1/2	.760	3,500	14,000	3.1

Recommended for: Petroleum, synthetic and water based fluid in high pressure hydraulic applications. Meets or exceeds requirements of SAE 100R8.

Tube: Thermoplastic elastomer.

Reinforcement: One aramid fibre braid.

Cover: Black or orange oil and abrasion resistant polyurethane.


Temperature range: -40°F to +212°F. Temp not to exceed +158°F for air and water based fluids.

- Indicates change or new product.



P.T.F.E. Hydraulic Hose

SAE 100R14 P.T.F.E. Type A



Part Number	Dash Size	Hose I.D. (in.)	Hose O.D. (in.)	Rated W.P. (psi)	Min. Burst (psi)	Min. Bend Radius (in.)
● 6014-04	4	3/16	0.30	2,750	11,000	2.00
● 6014-05	5	1/4	0.35	2,610	10,440	3.00
● 6014-06	6	5/16	0.43	2,540	10,160	4.00
● 6014-07	7	3/8	0.48	2,390	9,560	5.00
● 6014-08	8	13/32	0.54	2,030	8,120	5.40
● 6014-10	10	1/2	0.64	1,740	6,960	6.60
● 6014-12	12	5/8	0.74	1,270	5,080	8.00
● 6014-14	14	3/4	0.91	1,010	4,040	9.20
● 6014-16	16	7/8	1.03	870	3,480	9.20
● 6014-18	18	1	1.15	870	3,480	12.00
● 6014-20	20	1-1/8	1.30	630	2,520	16.40

Recommended for: High and low temperature applications with excellent chemical resistant properties.
Meets or exceeds requirements of SAE 100R14 Type A.

Tube: Polytetrafluoroethylene (P.T.F.E.)

Reinforcement: Single braid of 303/304 series stainless steel wire.

Temperature range: Continuous -65°F to +500°F.

Note: For specific technical data refer to SAE 100R14 specifications.

● Indicates change or new product.

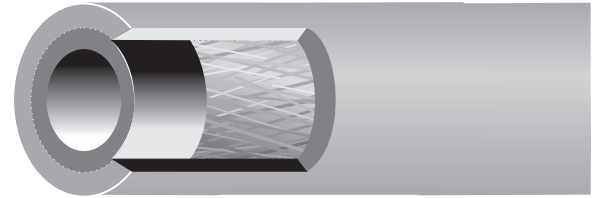
Push-On and Military Hose



Push-On Hose Jones 2231

SPECIFICATIONS

Part Number	Hose I.D. (in.)	Hose O.D. (in.)	Max O.P. (psi)	Wt. Per 100 Feet
2231-04	1/4	1/2	250	10
2231-06	3/8	5/8	250	13
2231-08	1/2	3/4	250	16
2231-10	5/8	29/32	250	23
2231-12	3/4	1-1/32	250	26



Recommended for: Air, water, oils, coolants, gasoline, etc.

Tube: Black, seamless oil resistant nitrile.
Reinforcement: One textile spiral.
Cover: Gray, oil and water resistant nitrile/PVC.
Temperature range: -40°F to +200°F.


MILITARY HOSE SPECIFICATIONS

Hose Specification	Description	Part Number
MIL-H-13531 TY I CL A	Low Temperature (-65°F) Hydraulic, One Braid	A012/1012
MIL-H-13531 TY II CL A	Low Temperature (-65°F) Hydraulic, Two Braid	A013/1013
MIL-H-17505 B	Oil Suction & Discharge	4218
MIL-H-2224OE TY A	Along Side Fueling Discharge	4140
MIL-H-2224OE TY B	Astern Fueling Discharge	4141
MIL-H-2224OE TY C	Along Side & Water Discharge	4142
MIL-H-3868C TY I GR A	Low Pressure Grease (-40°F)	A016/1016
MIL-H-3868C TY I GR B	Low Pressure Grease (-50°F)	A017/1017
MIL-H-3868C TY II GR A	High Pressure Grease (-40°F)	A018/1018
MIL-H-3868C TY II GR B	High Pressure Grease (-50°F)	A019/1019
MIL-H-370 TY I	Liquid Fuel Discharge	2081
MIL-H-370 TY II	Liquid Fuel Suction & Discharge	2073
MIL-H-4497	Fuel Suction & Discharge	2405
MIL-H-6615E TY I	Fuel & Water Electrical Bond	2095
MIL-H-6615E TY II	Fuel & Water Non-Electrical Bond	2444
ZZ-H-601 GR 3 CL II	Water Discharge	2442



Hose Accessories

ROUND SPRING GUARD



Rust resistant, zinc plated open wound spring guards prolong the life of the hose cover and reinforcement from abrasion, kinking and other damage incurred in severe working areas. Open wound spring guards are available for all types and sizes of hose.

Part Number	Spring I.D. (in.)	Length
-2 RSG	.550	20' to 100'
-3 RSG	.650	20' to 100'
-4 RSG	.750	20' to 100'
-5 RSG	.835	20' to 100'
-6 RSG	.900	20' to 100'
-7 RSG	.990	20' to 100'
-8 RSG	1.110	20' to 100'
-11 RSG	1.240	20' to 100'
-12 RSG	1.300	20' to 100'
-16 RSG	1.630	20' to 60'
-20 RSG	2.125	10' to 40'
-24 RSG	2.300	10' to 40'


FLAT SPRING GUARD



Rust resistant, black oxide finished flat armor spring guards protect heavy equipment hose assemblies from excessive wear due to cuts, abrasion, or accidental damage. Flat armor spring guards are available for all types and sizes of hose.

Part Number	Spring I.D. (in.)	Length
-4 FSG	.835	20' to 100'
-6 FSG	.990	20' to 100'
-8 FSG	1.055	20' to 100'
-10 FSG	1.110	20' to 100'
-12 FSG	1.240	20' to 100'
-14 FSG	1.380	20' to 60'
-16 FSG	1.630	20' to 60'
-20 FSG	2.125	10' to 40'
-24 FSG	2.300	10' to 40'

VINYL HOSE GUARDS - BEND RESTRICTOR FOR 1-WIRE BRAID HOSE



Part Number	Hose Size
HG-04	-4
HG-06	-6
HG-08	-8

CORDURA NYLON ABRASION GUARD

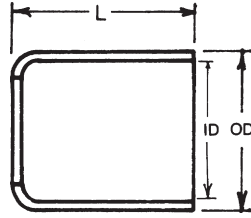


Part Number	Hose Size
F4	-4
F6	-6
F8	-8
F12	-12
F16	-16
F20	-20
F24	-24
F32	-32

Stems and Ferrules for SAE 100R4 Hose

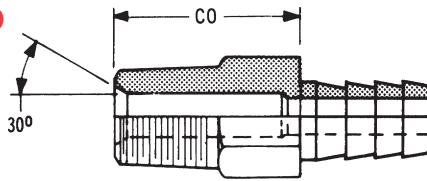


FERRULE



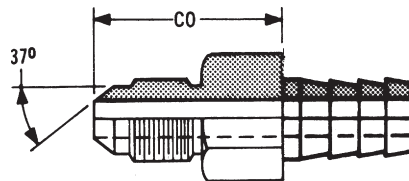
Part Number	Hose I.D.	-L-	-O.D.-	-I.D.-
612-400	3/4	1.000	1.500	1.375
616-400	1	1.125	1.750	1.625
620-400	1-1/4	1.520	2.000	1.870
624-400	1-1/2	1.560	2.250	2.152
632-400	2	2.000	2.750	2.625
640-400	2-1/2	2.125	3.375	3.250

NPTF SOLID MALE STEM



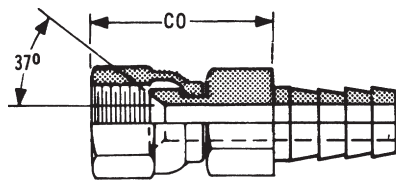
Part Number	Hose I.D.	Thread	Hex	Stem I.D.	Fitting Length	-CO-Cutoff
112-112	3/4	3/4 - 14	1-1/16	.625	2.445	1.125
112-116	3/4	1 - 11-1/2	1-3/8	.625	2.632	1.312
116-116	1	1 - 11-1/2	1-3/8	.843	2.812	1.437
120-120	1-1/4	1-1/4 - 11-1/2	1-3/4	1.062	3.474	1.594
124-124	1-1/2	1-1/2 - 11-1/2	2	1.125	3.710	1.760
132-132	2	2 - 11-1/2	2-1/2	1.687	4.343	1.906

JIC 37° SOLID MALE STEM



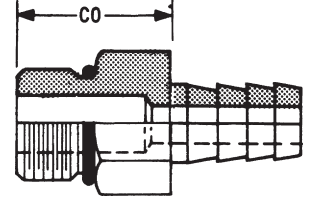
Part Number	Hose I.D.	Thread	Hex	Stem I.D.	Fitting Length	-CO-Cutoff
112-512	3/4	1-1/16 - 12	1-1/16	.625	2.562	1.240
112-514	3/4	1-3/16 - 12	1-1/4	.625	2.562	1.240
112-516	3/4	1-5/16 - 12	1-3/8	.625	2.562	1.240
116-516	1	1-5/16 - 12	1-3/8	.843	2.786	1.410
120-520	1-1/4	1-5/8 - 12	1-3/4	1.062	3.463	1.583
124-524	1-1/2	1-7/8 - 12	2	1.312	4.598	1.833

JIC 37° SWIVEL FEMALE STEM



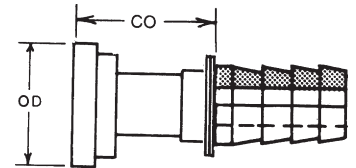
Part Number	Hose I.D.	Thread	Stem Hex	Nut Hex	Stem I.D.	Fitting Length	-CO-Cutoff
112-612	3/4	1-1/16-12	1-1/16	1-1/4	.625	2.640	1.320
112-614	3/4	1-3/16 - 12	1-1/8	1-3/8	.625	2.660	1.340
112-616	3/4	1-5/16 - 12	1-1/4	1-1/2	.625	2.770	1.450
116-616	1	1-5/16 - 12	1-3/8	1-1/2	.843	2.825	1.450
120-620	1-1/4	1-5/8 - 12	1-3/4	2	1.062	3.580	1.700
124-620	1-1/2	1-5/8 - 12	2	2	1.125	3.775	1.825
124-624	1-1/2	1-7/8 - 12	2	2-1/4	1.312	3.980	2.090
132-632	2	2-1/2 - 12	2-1/2	2-7/8	1.687	4.940	2.590

ORB SOLID MALE STEM



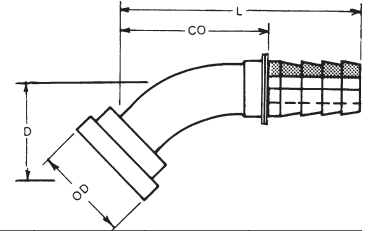
Part Number	Hose I.D.	Thread	Hex	Stem I.D.	Fitting Length	-CO-Cutoff
112-712	3/4	1-1/16 - 12	1-1/4	.625	2.289	.969
116-716	1	1-5/16 - 12	1-1/2	.843	2.469	1.094
120-720	1-1/4	1-5/8 - 12	1-3/4	1.062	3.099	1.219

"O" RING FLANGE-STRAIGHT CODE 61



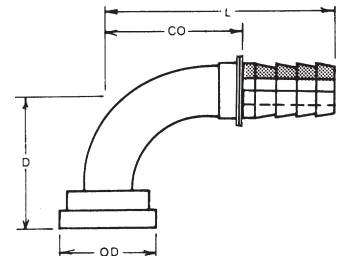
Part Number	Hose I.D.	Flange Size	Flange OD.	Fitting Length	-CO-Cutoff
112-G12	3/4	3/4	1-1/2	3.093	1.773
116-G16	1	1	1-3/4	3.225	1.850
120-G20	1-1/4	1-1/4	2	3.910	2.030
124-G24	1-1/2	1-1/2	2-3/8	4.043	2.093
132-G32	2	2	2-13/16	4.637	2.200
140-G40	2-1/2	2-1/2	3-5/16	4.692	2.255

"O" RING FLANGE-45° CODE 61



Part Number	Hose I.D.	Flange Size	Flange OD.	Fitting Length	-CO-Cutoff
124-G54	1-1/2	1-1/2	2-3/8	4.750	2.800
132-G62	2	2	2-13/16	9.437	7.000
140-G62	2-1/2	2	2-13/16	9.437	7.000

"O" RING FLANGE-90° CODE 61

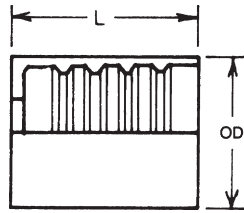


Part Number	Hose I.D.	Flange Size	Flange O.D.	-D-Drop	Fitting Length	-CO-Cutoff
120-G80	1-1/4	1-1/4	2	2.690	5.840	3.960
124-G80	1-1/2	1-1/4	2	2.690	4.298	2.348
124-G84	1-1/2	1-1/2	2-3/8	4.750	5.950	4.000
124-G92	1-1/2	2	2-13/16	2.900	4.760	2.810
132-G92	2	2	2-13/16	4.500	8.837	6.400
132-G96	2	2-1/2	3-5/16	6.590	9.580	4.230
140-G92	2-1/2	2	2-13/16	3.750	6.167	3.730
140-G96	2-1/2	2-1/2	3-5/16	4.812	9.593	7.156



Ferrules for SAE 100R1, 100R1AT, 100R2, 100R2AT, 100R3, 100R4, 100R5, Hydra-Lite I & II

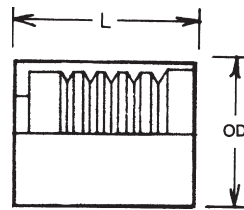
1 & 2 WIRE COMBINATION STEEL FERRULE-SKIVE REQUIRED



for SAE 100R1, 100R2, 100R3, Hydra-Lite I & II

Part Number	Hose I.D.	-L-	-O.D.-	-I.D.-
203-200	3/16	1.000	.687	.487
204-200	1/4	1.000	.814	.628
205-200	5/16	1.000	.814	.674
206-200	3/8	1.000	.937	.755
208-200	1/2	1.250	1.125	.880
210-200	5/8	1.250	1.225	.962
212-200	3/4	1.486	1.437	1.220
216-200	1	1.486	1.750	1.460
220-200	1-1/4	2.210	2.185	1.847
424-400	1-1/2	2.580	2.562	2.200
432-400	2	3.070	3.125	2.690

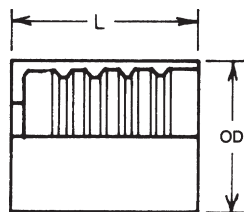
1 & 2 WIRE COMBINATION NON-SKIVE STEEL FERRULE



for SAE 100R1AT, 100R2AT, 100R5, Hydra-Lite I & II

Part Number	Hose I.D.	-L-	-O.D.-	-I.D.-
● 503-R5-500	3/16	1.000	.785	.550
503-500	3/16	1.000	.825	.590
504-500	1/4	1.000	.873	.630
505-500	5/16	1.000	.965	.682
● 508-R5-500	1/2	1.230	1.153	.950
506-500	3/8	1.000	1.060	.793
508-500	1/2	1.230	1.153	.905
510-500	5/8	1.250	1.315	1.060
512-500	3/4	1.470	1.531	1.211
514-500	7/8	1.470	1.531	1.211
516-500	1	1.500	1.934	1.565
520-500	1-1/4	2.210	2.375	1.940
524-500	1-1/2	2.390	2.502	2.253
532-500	2	3.200	3.250	2.755

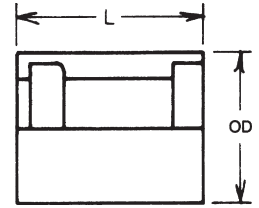
SAE 100R3-100R4 STEEL FERRULE



Part Number	Hose I.D.	-L-	-O.D.-	-I.D.-
312-300	3/4	1.470	1.500	1.330
316-300	1	1.470	1.750	1.540

1 WIRE ALUMINUM FERRULE-SKIVE REQUIRED

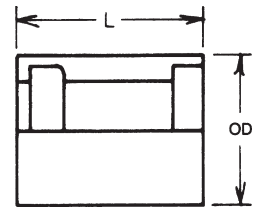
for SAE 100R1, and 1-Wire Grease Hose



Part Number	Hose I.D.	-L-	-O.D.-	-I.D.-
603-100	3/16	.750	.680	.488
608-100	1/2	1.125	1.000	.810
620-100	1-1/4	2.390	2.000	1.640

1 & 2 WIRE COMBINATION ALUMINUM FERRULE-SKIVE REQUIRED

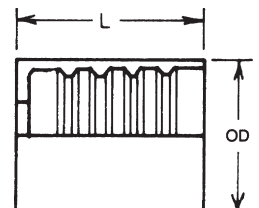
for SAE 100R1, 100R2, Hydra-Lite I & II



Part Number	Hose I.D.	-L-	-O.D.-	-I.D.-
603-200	3/16	1.000	.680	.488
604-200	1/4	1.031	.770	.580
605-200	5/16	1.031	.770	.580
606-200	3/8	1.031	.930	.720
608-200	1/2	1.250	1.125	.880
610-200	5/8	1.250	1.250	.987
612-200	3/4	1.406	1.437	1.173
616-200	1	1.486	1.750	1.430

ALUMINUM FERRULE

for SAE 100R3-100R4-100R6-GP



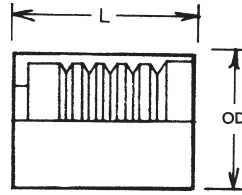
Part Number	Hose I.D.	-L-	-O.D.-	-I.D.-
603-300	3/16	1.000	.687	.487
604-300	1/4	1.000	.814	.628
606-300	3/8	1.000	.930	.785
608-300	1/2	1.250	1.125	.880
612-300	3/4	1.125	1.562	1.290
616-300	1	1.375	1.740	1.547

● Indicates change or new product.

Ferrules for SAE 100R1, 100R1AT, 100R2, 100R2AT, 100R3, 100R4, 100R5, Hydra-Lite I & II



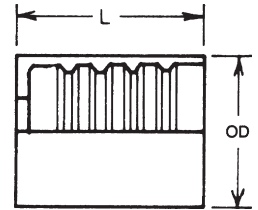
1 & 2 WIRE COMBINATION NON-SKIVE ALUMINUM FERRULE



for SAE 100R1AT, 100R2AT, 100R5, Hydra-Lite I & II

Part Number	Hose I.D.	-L-	-O.D.-	-I.D.-
503-A-500	3/16	1.000	.817	.582
504-A-500	1/4	1.000	.875	.630
506-A-500	3/8	1.000	1.062	.783
508-A-500	1/2	1.230	1.187	.913
510-A-500	5/8	1.250	1.312	1.050
512-A-500	3/4	1.470	1.562	1.211
514-A-500	7/8	1.470	1.562	1.243
516-A-500	1	1.500	1.937	1.545
520-A-500	1-1/4	2.210	2.375	1.940

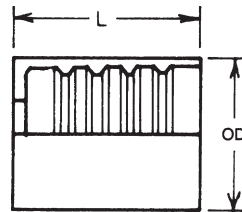
1 & 2 WIRE COMBINATION STAINLESS STEEL TYPE 316 FERRULE-SKIVE REQUIRED



for SAE 100R1, 100R2, 100R3, Hydra-Lite I & II

Part Number	Hose I.D.	-L-	-O.D.-	-I.D.-
203-S16-200	3/16	1.000	.687	.487
204-S16-200	1/4	1.000	.814	.628
206-S16-200	3/8	1.000	.937	.755
208-S16-200	1/2	1.230	1.125	.880
210-S16-200	5/8	1.250	1.225	.962
212-S16-200	3/4	1.486	1.437	1.220
216-S16-200	1	1.486	1.750	1.460
420-S16-400	1-1/4	2.210	2.250	1.912
424-S16-400	1-1/2	2.580	2.562	2.200
432-S16-400	2	3.070	3.125	2.690

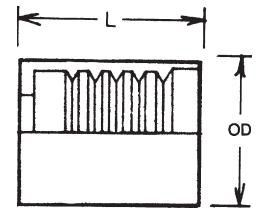
1 & 2 WIRE COMBINATION STAINLESS STEEL TYPE 303 FERRULE-SKIVE REQUIRED



for SAE 100R1, 100R2, 100R3, Hydra-Lite I & II

Part Number	Hose I.D.	-L-	-O.D.-	-I.D.-
203-SS-200	3/16	1.000	.687	.487
204-SS-200	1/4	1.000	.814	.628
206-SS-200	3/8	1.000	.937	.755
208-SS-200	1/2	1.230	1.125	.880
210-SS-200	5/8	1.250	1.225	.962
212-SS-200	3/4	1.486	1.437	1.220
216-SS-200	1	1.486	1.750	1.460
420-SS-400	1-1/4	2.210	2.250	1.912
424-SS-400	1-1/2	2.580	2.562	2.200
432-SS-400	2	3.070	3.125	2.690

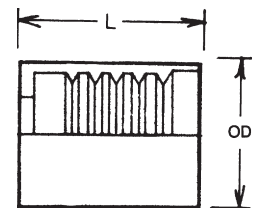
1 & 2 WIRE COMBINATION NON-SKIVE STAINLESS STEEL TYPE 303 FERRULE



for SAE 100R1AT, 100R2AT, 100R5, Hydra-Lite I & II

Part Number	Hose I.D.	-L-	-O.D.-	-I.D.-
504-SS-500	1/4	1.000	.873	.630
506-SS-500	3/8	1.000	1.060	.793
508-SS-500	1/2	1.230	1.153	.905
512-SS-500	3/4	1.470	1.531	1.211
516-SS-500	1	1.500	1.934	1.565

1 & 2 WIRE COMBINATION NON-SKIVE STAINLESS STEEL TYPE 316 FERRULE

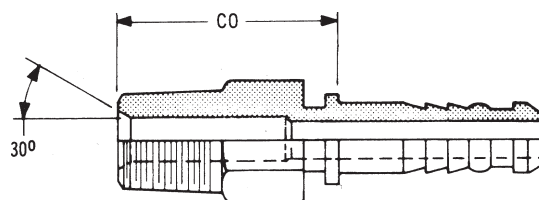
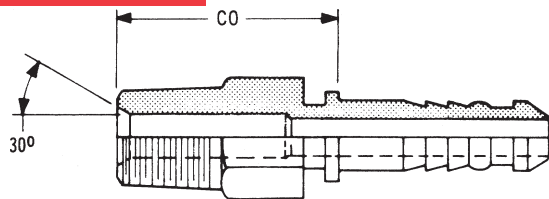


for SAE 100R1AT, 100R2AT, 100R5, Hydra-Lite I & II

Part Number	Hose I.D.	-L-	-O.D.-	-I.D.-
504-S16-500	1/4	1.000	.873	.630
506-S16-500	3/8	1.000	1.060	.793
508-S16-500	1/2	1.230	1.153	.905
512-S16-500	3/4	1.470	1.531	1.211
516-S16-500	1	1.500	1.934	1.565



Stems for SAE 100R1, 100R1AT, 100R2, 100R2AT, 100R3, 100R4, 100R5, Hydra-Lite I & II



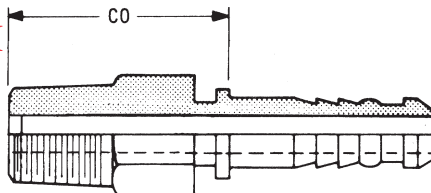
NPTF SOLID MALE STEM

Part Number	Hose I.D.	Thread	Hex	Stem I.D.	Fitting Length	-CO-Cutoff
203-102	3/16	1/8-27	1/2	.125	1.675	.765
203-104	3/16	1/4-18	9/16	.125	1.862	.952
204-102	1/4	1/8-27	5/8	.156	1.784	.874
204-104	1/4	1/4-18	5/8	.156	1.940	1.030
204-106	1/4	3/8-18	11/16	.156	1.940	1.030
204-LN-106	1/4	3/8-18	3/4	.156	2.315	1.405
204-108	1/4	1/2-14	7/8	.156	2.175	1.265
205-104	5/16	1/4-18	5/8	.234	1.940	1.030
205-106	5/16	3/8-18	11/16	.234	1.971	1.061
206-104	3/8	1/4-18	11/16	.296	1.971	1.061
206-106	3/8	3/8-18	11/16	.296	1.971	1.061
206-LN-106	3/8	3/8-18	11/16	.296	2.315	1.405
206-108	3/8	1/2-14	7/8	.296	2.222	1.312
208-106	1/2	3/8-18	3/4	.406	2.472	1.312
208-108	1/2	1/2-14	7/8	.406	2.472	1.312
208-112	1/2	3/4-14	1-1/16	.406	2.534	1.374
210-108	5/8	1/2-14	1-1/16	.500	2.534	1.374
210-112	5/8	3/4-14	1-1/8	.500	2.534	1.374
212-108	3/4	1/2-14	1-3/8	.562	2.614	1.364
212-112	3/4	3/4-14	1-1/16	.625	2.676	1.426
212-116	3/4	1 - 11-1/2	1-3/8	.625	2.926	1.676
214-112	7/8	3/4 - 14	1-1/4	.671	2.676	1.426
214-116	7/8	1 - 11-1/2	1-3/8	.671	2.926	1.676
216-112	1	3/4-14	1-3/8	.717	2.922	1.452
216-116	1	1 - 11-1/2	1-3/8	.843	3.172	1.702
● 220-R5-116	1-1/8	1 - 11-1/2	1-3/8	.843	3.172	1.702
220-120	1-1/4	1-1/4 - 11-1/2	1-3/4	1.062	3.943	2.020
220-SP-120	1-1/4	1-1/4 - 11-1/2	1-3/4	1.062	3.943	2.020
● 224-R5-120	1-3/8	1-1/4 - 11-1/2	1-3/4	1.062	3.943	2.020
● 224-R5-124	1-3/8	1-1/2 - 11-1/2	2	1.062	3.974	2.060
224-116	1-1/2	1 - 11-1/2	2	1.000	4.457	2.119
224-124	1-1/2	1-1/2 - 11-1/2	2	1.311	4.520	2.182
● 232-R5-132	1-13/16	2 - 11-1/2	2-1/2	1.437	4.671	2.333
232-132	2	2 - 11-1/2	2-1/2	1.655	5.500	2.329
● 240-R5-132	2-3/8	2 - 11-1/2	2-1/2	1.655	5.500	2.329

NPTF SOLID MALE STEM—STAINLESS STEEL TYPE 316

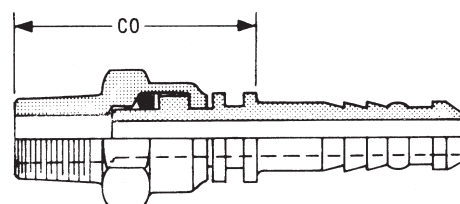
Part Number	Hose I.D.	Thread	Hex	Stem I.D.	Fitting Length	-CO-Cutoff
704-S16-104	1/4	1/4-18	11/16	.156	1.905	1.030
706-S16-104	3/8	1/4-18	11/16	.281	1.936	1.061
706-S16-106	3/8	3/8-18	11/16	.290	1.936	1.061
706-S16-108	3/8	1/2 - 14	7/8	.281	2.222	1.312
708-S16-106	1/2	3/8 - 18	3/4	.390	2.062	1.187
708-S16-108	1/2	1/2-14	7/8	.392	2.750	1.625
412-S16-112	3/4	3/4-14	1-1/16	.625	3.281	1.426
716-S16-116	1	1 - 11-1/2	1-3/8	.843	3.172	1.702
416-S16-116	1	1 - 11-1/2	1-3/8	.843	3.752	1.702
220-S16-120	1-1/4	1-1/4 - 11-1/2	1-3/4	1.062	3.943	2.020
224-S16-124	1-1/2	1-1/2 - 11-1/2	2	1.311	4.520	2.182
232-S16-132	2	2 - 11-1/2	2-1/2	1.544	5.550	2.329

NPTF SOLID MALE STEM FOR 1-WIRE GREASE HOSE



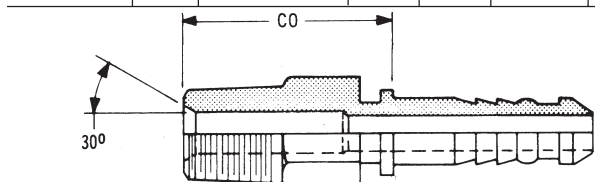
Part Number	Hose I.D.	Thread	Hex	Stem I.D.	Fitting Length	-CO-Cutoff
103-102	3/16	1/8-27	1/2	.125	1.327	.702

NPTF SWIVEL MALE STEM



Leakage may occur at low pressure

Part Number	Hose I.D.	Thread	Nut Hex	Stem I.D.	Fitting Length	-CO-Cutoff
203-202	3/16	1/8-27	1/2	.125	1.955	1.050
203-204	3/16	1/4-18	11/16	.125	2.325	1.460
204-202	1/4	1/8-27	1/2	.156	2.002	1.092
204-204	1/4	1/4-18	11/16	.156	2.365	1.440
204-206	1/4	3/8-18	13/16	.156	2.515	1.625
204-208	1/4	1/2-14	7/8	.156	2.705	1.795
205-204	5/16	1/4-18	11/16	.234	2.373	1.463
205-206	5/16	3/8-18	13/16	.234	2.530	1.625
206-204	3/8	1/4-18	11/16	.218	2.510	1.605
206-206	3/8	3/8-18	13/16	.296	2.510	1.625
206-208	3/8	1/2-14	7/8	.296	2.700	1.810
208-206	1/2	3/8-18	1	.406	2.755	1.605
208-208	1/2	1/2-14	1	.406	2.955	1.800
210-212	5/8	3/4-14	1-5/16	.500	3.000	1.855
212-208	3/4	1/2-14	1-5/16	.625	3.125	1.890
212-212	3/4	3/4-14	1-5/16	.625	3.135	1.885
216-216	1	1 - 11-1/2	1-5/8	.844	3.760	2.300
220-220	1-1/4	1-1/4 - 11-1/2	1-3/4	.937	4.395	2.480



NPTF SOLID MALE STEM—STAINLESS STEEL TYPE 303

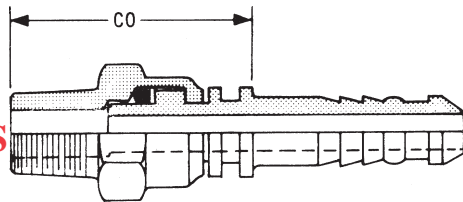
Part Number	Hose I.D.	Thread	Hex	Stem I.D.	Fitting Length	-CO-Cutoff
704-SS-104	1/4	1/4-18	11/16	.156	1.905	1.030
706-SS-104	3/8	1/4-18	11/16	.281	1.936	1.061
206-SS-104	3/8	1/4-18	11/16	.290	1.940	1.030
706-SS-106	3/8	3/8-18	11/16	.290	1.936	1.061
706-SS-108	3/8	1/2 - 14	7/8	.281	2.222	1.312
708-SS-106	1/2	3/8 - 18	3/4	.390	2.062	1.187
708-SS-108	1/2	1/2-14	7/8	.392	2.750	1.625
412-SS-112	3/4	3/4-14	1-1/16	.625	3.281	1.426
416-SS-116	1	1 - 11-1/2	1-3/8	.843	3.752	1.702
220-SS-120	1-1/4	1-1/4 - 11-1/2	1-3/4	1.062	3.943	2.020
224-SS-124	1-1/2	1-1/2 - 11-1/2	2	1.311	4.520	2.182
232-SS-132	2	2 - 11-1/2	2-1/2	1.544	5.550	2.329

● Indicates change or new product.

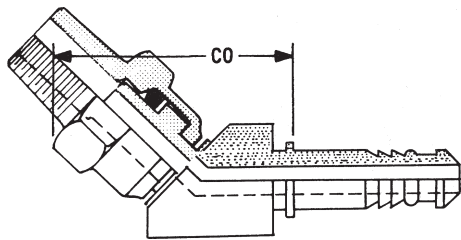
Stems for SAE 100R1, 100R1AT, 100R2, 100R2AT, 100R3, 100R4, 100R5, Hydra-Lite I & II



NPTF SWIVEL MALE STEM—STAINLESS



Part Number	Hose I.D.	Thread	Nut Hex	Stem I.D.	Fitting Length	-CO-Cutoff
206-SS-206	3/8	3/8 - 18	13/16	.296	2.510	1.625
208-SS-208	1/2	1/2 - 14	1	.406	2.955	1.800

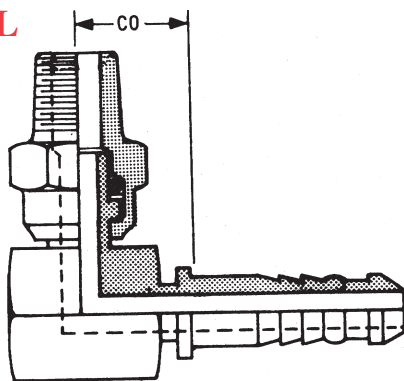


NPTF SWIVEL MALE—45° STEM

Leakage may occur at low pressure

Part Number	Hose I.D.	Thread	Nut Hex	Stem I.D.	-D-Drop	Fitting Length	-CO-Cutoff
204-206 45	1/4	3/8-18	13/16	.156	1.137	2.700	1.790
206-206 45	3/8	3/8-18	13/16	.296	1.137	2.700	1.790
208-206 45	1/2	3/8-18	1	.406	1.187	3.160	2.000
208-208 45	1/2	1/2-14	1	.406	1.250	3.300	2.140

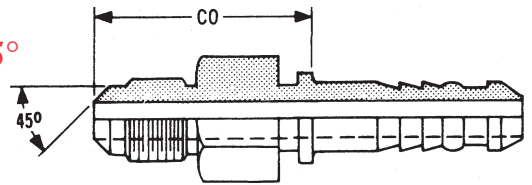
NPTF SWIVEL MALE—90° STEM



Leakage may occur at low pressure

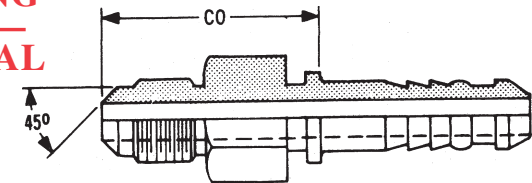
Part Number	Hose I.D.	Thread	Nut Hex	Stem I.D.	-D-Drop	Fitting Length	-CO-Cutoff
203-202 90	3/16	1/8-27	1/2	.125	1.100	1.394	.484
204-204 90	1/4	1/4-18	11/16	.156	1.536	1.596	.686
204-206 90	1/4	3/8-18	13/16	.156	1.700	1.620	.710
206-204 90	3/8	1/4-18	11/16	.296	1.530	1.650	.710
206-206 90	3/8	3/8-18	13/16	.296	1.645	1.650	.710
206-208 90	3/8	1/2-14	7/8	.296	1.798	1.650	.710
208-206 90	1/2	3/8-18	13/16	.406	1.895	1.980	.820
208-208 90	1/2	1/2-14	1	.406	1.952	1.980	.820
210-208 90	5/8	1/2-14	1	.500	1.952	1.980	.820
208-212 90	1/2	3/4-14	1-5/16	.406	2.300	2.150	1.240
212-212 90	3/4	3/4-14	1-5/16	.625	2.300	2.350	1.100
416-216 90	1	1 - 11-1/2	1-5/8	.843	2.812	4.065	1.140

SAE 45° SOLID MALE STEM



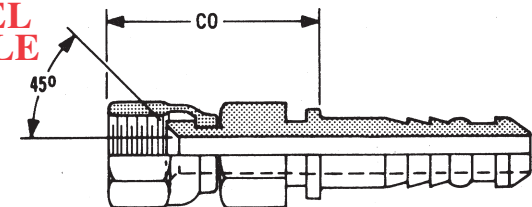
Part Number	Hose I.D.	Thread	Hex	Stem I.D.	Fitting Length	-CO-Cutoff
203-304	3/16	7/16-20	1/2	.125	1.846	.936
204-303	1/4	3/8-24	5/8	.156	2.815	.905
204-304	1/4	7/16-20	5/8	.156	1.878	.968
204-305	1/4	1/2-20	5/8	.156	1.939	1.029
206-306	3/8	5/8-18	11/16	.296	2.002	1.092
206-308	3/8	3/4-16	11/16	.296	2.159	1.249
208-308	1/2	3/4-16	13/16	.406	2.472	1.312
208-310	1/2	7/8-14	7/8	.406	2.602	1.442
210-310	5/8	7/8-14	1	.468	2.602	1.442
212-312	3/4	1-1/16 - 14	1-1/8	.625	2.926	1.676

GREASE FITTING STEM—SPECIAL



Part Number	Hose I.D.	Thread	Hex	Stem I.D.	Fitting Length	-CO-Cutoff
203-SP-304	3/16	7/16-20	5/8	.125	1.846	.936
203-SP-305	3/16	1/2-20	5/8	.125	2.375	1.465

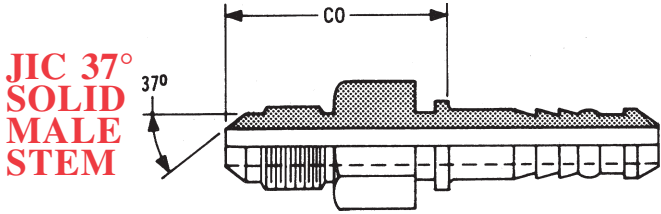
SAE 45° SWIVEL FEMALE STEM



Part Number	Hose I.D.	Thread	Stem Hex	Nut Hex	Stem I.D.	Fitting Length	-CO-Cutoff
204-404	1/4	7/16-20	5/8	9/16	.156	1.995	1.075
204-405	1/4	1/2-20	5/8	11/16	.156	2.065	1.145
204-406	1/4	5/8-18	5/8	3/4	.156	2.130	1.215
205-405	5/16	1/2-20	5/8	11/16	.234	2.035	1.115
205-406	5/16	5/8-18	5/8	3/4	.234	2.115	1.205
206-404	3/8	7/16-20	11/16	9/16	.296	1.995	1.075
206-406	3/8	5/8-18	11/16	3/4	.296	2.115	1.195
206-408	3/8	3/4-16	11/16	7/8	.296	2.180	1.245
208-406	1/2	5/8-18	13/16	3/4	.296	2.413	1.253
208-408	1/2	3/4-16	13/16	7/8	.406	2.460	1.280
208-410	1/2	7/8-14	13/16	1-1/16	.406	2.545	1.395
210-410	5/8	7/8-14	1	1-1/16	.500	2.565	1.415
210-412	5/8	1-1/16 - 14	1	1-1/4	.500	2.690	1.510
212-410	3/4	7/8-14	1-1/16	1-1/16	.625	2.724	1.474
212-412	3/4	1-1/16 - 14	1-1/16	1-1/4	.625	2.805	1.555

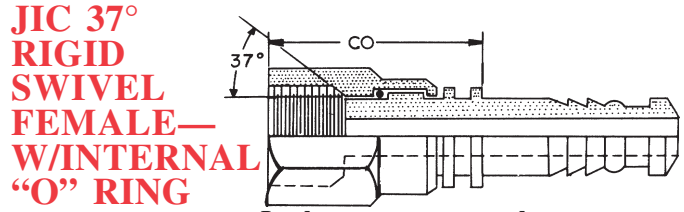


Stems for SAE 100R1, 100R1AT, 100R2, 100R2AT, 100R3, 100R4, 100R5, Hydra-Lite I & II



**JIC 37°
SOLID
MALE
STEM**

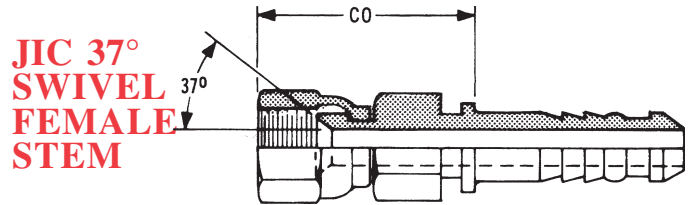
Part Number	Hose I.D.	Thread	Hex	Stem I.D.	Fitting Length	-CO-Cutoff
● 203-503	3/16	3/8-24	1/2	.125	1.780	.870
203-504	3/16	7/16-20	1/2	.125	1.846	.936
204-504	1/4	7/16-20	5/8	.156	1.923	1.013
204-505	1/4	1/2-20	5/8	.156	1.939	1.029
204-506	1/4	9/16-18	5/8	.156	1.933	1.023
204-507	1/4	5/8-18	5/8	.156	2.002	1.092
205-506	5/16	9/16-18	5/8	.234	1.933	1.023
206-506	3/8	9/16-18	11/16	.265	1.965	1.055
206-508	3/8	3/4-16	3/4	.296	2.065	1.155
206-510	3/8	7/8-14	7/8	.296	2.159	1.249
208-508	1/2	3/4-16	13/16	.390	2.378	1.218
208-510	1/2	7/8-14	7/8	.406	2.472	1.312
208-512	1/2	1-1/16 - 12	1-1/16	.406	2.589	1.429
210-508	5/8	3/4-16	1	.390	2.378	1.218
210-510	5/8	7/8-14	1	.468	2.472	1.312
210-512	5/8	1-1/16 - 12	1-1/16	.500	2.651	1.491
212-510	3/4	7/8-14	1-1/16	.468	2.676	1.426
212-512	3/4	1-1/16 - 12	1-1/8	.625	2.793	1.543
212-514	3/4	1-3/16 - 12	1-1/4	.625	2.793	1.543
212-516	3/4	1-5/16 - 12	1-3/8	.625	2.837	1.587
216-516	1	1-5/16 - 12	1-5/8	.844	3.146	1.676
216-520	1	1-5/8 - 12	1-5/8	.844	3.139	1.664
220-520	1-1/4	1-5/8 - 12	1-3/4	1.062	3.932	1.993
220-SP-520	1-1/4	1-5/8 - 12	1-3/4	1.062	3.932	1.993
220-524	1-1/4	1-7/8 - 12	2	1.062	4.067	2.118
224-524	1-1/2	1-7/8 - 12	2	1.312	4.598	2.260
232-532	2	2-1/2 - 12	2-5/8	1.655	5.802	2.635



**JIC 37°
RIGID
SWIVEL
FEMALE—
W/INTERNAL
“O” RING**

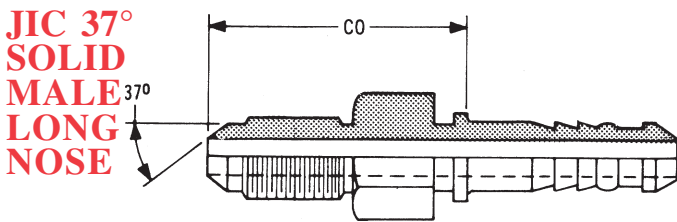
Leakage may occur at low pressure

Part Number	Hose I.D.	Thread	Nut Hex	Stem I.D.	Fitting Length	-CO-Cutoff
204-OR-606	1/4	9/16-18	3/4	.156	2.525	1.605
206-OR-608	3/8	3/4-16	7/8	.296	2.605	1.685
208-OR-610	1/2	7/8-14	1	.406	2.845	1.695



**JIC 37°
SWIVEL
FEMALE
STEM**

Part Number	Hose I.D.	Thread	Stem Hex	Nut Hex	Stem I.D.	Fitting Length	-CO-Cutoff
203-603	3/16	3/8-24	1/2	1/2	.125	1.885	.965
203-604	3/16	7/16-20	1/2	9/16	.125	1.885	.965
203-605	3/16	1/2-20	1/2	11/16	.125	1.985	1.050
204-603	1/4	3/8-24	5/8	1/2	.156	1.983	1.073
204-604	1/4	7/16-20	5/8	9/16	.156	1.995	1.070
204-605	1/4	1/2-20	5/8	11/16	.156	2.050	1.125
204-606	1/4	9/16-18	5/8	3/4	.156	2.035	1.120
● 205-604	5/16	7/16-20	5/8	9/16	.171	1.995	1.070
205-605	5/16	1/2-20	5/8	11/16	.203	2.040	1.120
205-606	5/16	9/16-18	5/8	3/4	.234	2.025	1.105
● 205-608	5/16	3/4-16	11/16	7/8	.234	2.165	1.245
206-604	3/8	7/16-20	11/16	9/16	.171	1.984	1.074
206-606	3/8	9/16-18	11/16	3/4	.296	2.030	1.105
206-608	3/8	3/4-16	11/16	7/8	.296	2.165	1.245
206-610	3/8	7/8-14	13/16	1-1/16	.296	2.245	1.345
208-606	1/2	9/16-18	13/16	3/4	.296	2.340	1.165
208-608	1/2	3/4-16	13/16	7/8	.406	2.470	1.310
208-610	1/2	7/8-14	13/16	1-1/16	.406	2.530	1.370
208-612	1/2	1-1/16 - 12	1	1-1/4	.406	2.655	1.505
210-608	5/8	3/4-16	1	7/8	.406	2.455	1.295
210-610	5/8	7/8-14	1	1-1/16	.500	2.565	1.405
210-612	5/8	1-1/16 - 12	1	1-1/4	.500	2.655	1.485
210-614	5/8	1-3/16 - 12	1-1/8	1-3/8	.500	2.685	1.520
212-610	3/4	7/8-14	1-1/16	1-1/16	.500	2.745	1.490
212-612	3/4	1-1/16 - 12	1-1/16	1-1/4	.625	2.810	1.570
212-614	3/4	1-3/16 - 12	1-1/8	1-3/8	.625	2.830	1.585
212-616	3/4	1-5/16 - 12	1-1/4	1-1/2	.625	2.920	1.700
214-616	7/8	1-5/16 - 12	1-1/4	1-1/2	.671	2.910	1.665
216-612	1	1-1/16 - 12	1-3/8	1-1/4	.718	3.040	1.580
216-614	1	1-3/16 - 12	1-3/8	1-3/8	.844	3.055	1.600
216-616	1	1-5/16 - 12	1-3/8	1-1/2	.844	3.175	1.720
216-620	1	1-5/8 - 12	1-1/2	2	.844	3.175	1.825
● 220-R5-616	1-1/8	1-5/16-12	1-3/8	1-1/2	.844	3.175	1.720
220-620	1-1/4	1-5/8 - 12	1-3/4	2	1.062	4.155	2.195
220-SP-620	1-1/4	1-5/8 - 12	1-3/4	2	1.062	4.155	2.195
● 220-R5-620	1-1/8	1-5/8-12	1-5/8	2	.844	3.703	2.195
● 224-R5-620	1-3/8	1-5/8-12	1-3/4	2	1.062	4.155	2.195
224-620	1-1/2	1-5/8 - 12	2	2	1.062	4.750	2.410
● 224-R5-624	1-3/8	1-7/8-12	2	2-1/4	1.062	4.376	2.415
224-624	1-1/2	1-7/8 - 12	2	2-1/4	1.312	4.800	2.415
● 232-R5-632	1-13/16	2-1/2-12	2-1/2	2-7/8	1.437	5.458	2.930
232-632	2	2-1/2 - 12	2-1/2	2-7/8	1.655	6.075	2.930
● 240-R5-632	2-3/8	2-1/2-12	2-1/2	2-7/8	1.655	6.075	2.930

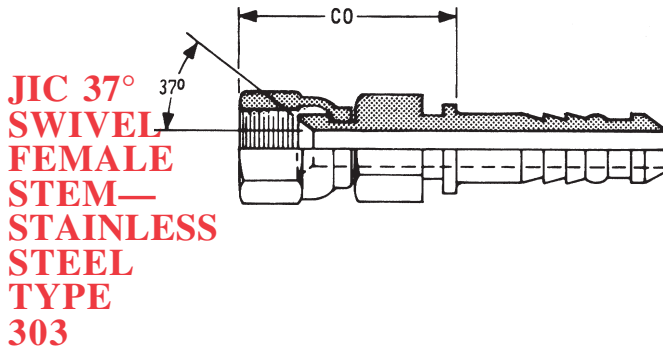


**JIC 37°
SOLID
MALE
LONG
NOSE**

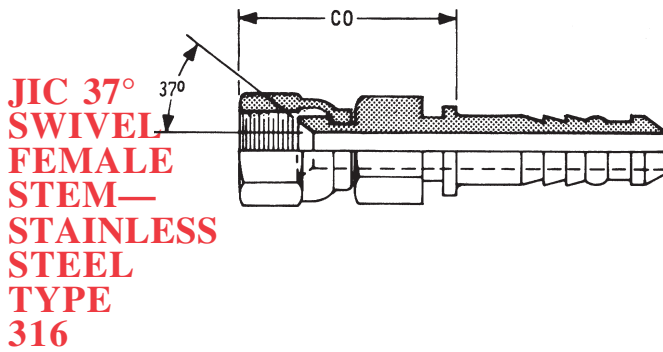
Part Number	Hose I.D.	Thread	Hex	Stem I.D.	Fitting Length	-CO-Cutoff
208-LN-510	1/2	7/8-14	7/8	.406	3.377	2.217
208-LN-512	1/2	1-1/16 - 12	1-1/16	.406	3.409	2.249
210-LN-512	5/8	1-1/16 - 12	1-1/16	.500	3.284	2.124
212-LN-512	3/4	1-1/16 - 12	1-1/8	.625	3.426	2.176

● Indicates change or new product.

Stems for SAE 100R1, 100R1AT, 100R2, 100R2AT, 100R3, 100R4, 100R5, Hydra-Lite I & II

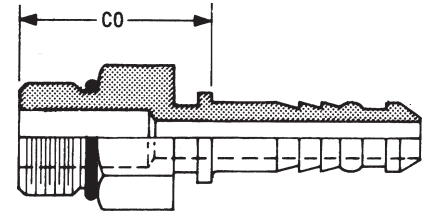


Part Number	Hose I.D.	Thread	Stem Hex	Nut Hex	Stem I.D.	Fitting Length	-CO-Cutoff
704-SS-604	1/4	7/16-20	5/8	9/16	.156	1.950	1.085
704-SS-606	1/4	9/16-18	5/8	3/4	.156	2.010	1.140
706-SS-606	3/8	9/16-18	11/16	3/4	.281	2.200	1.150
706-SS-608	3/8	3/4-16	11/16	7/8	.281	2.120	1.260
708-SS-608	1/2	3/4-16	13/16	7/8	.390	2.230	1.300
708-SS-610	1/2	7/8-14	13/16	1-1/16	.390	2.320	1.390
412-SS-612	3/4	1-1/16 - 12	1-1/16	1-1/4	.625	3.400	1.555
416-SS-616	1	1-5/16 - 12	1-3/8	1-1/2	.844	3.746	1.700
220-SS-620	1-1/4	1-5/8 - 12	1-3/4	2	1.062	4.155	2.235
224-SS-624	1-1/2	1-7/8 - 12	2	2-1/4	1.312	4.800	2.415
232-SS-632	2	2-1/2 - 12	2-5/8	2-7/8	1.655	6.075	2.930



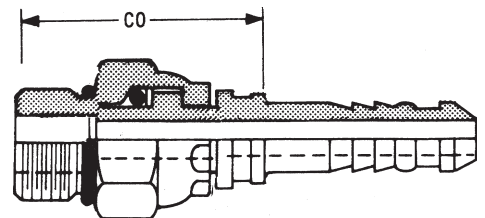
Part Number	Hose I.D.	Thread	Stem Hex	Nut Hex	Stem I.D.	Fitting Length	-CO-Cutoff
704-S16-604	1/4	7/16-20	5/8	9/16	.156	1.950	1.085
704-S16-606	1/4	9/16-18	5/8	3/4	.156	2.010	1.140
706-S16-606	3/8	9/16-18	11/16	3/4	.281	2.200	1.150
706-S16-608	3/8	3/4-16	11/16	7/8	.281	2.120	1.260
708-S16-608	1/2	3/4-16	13/16	7/8	.390	2.230	1.300
708-S16-610	1/2	7/8-14	13/16	1-1/16	.390	2.320	1.390
412-S16-612	3/4	1-1/16 - 12	1-1/16	1-1/4	.625	3.400	1.555
416-S16-616	1	1-5/16 - 12	1-3/8	1-1/2	.844	3.746	1.700
220-S16-620	1-1/4	1-5/8 - 12	1-3/4	2	1.062	4.155	2.235
224-S16-624	1-1/2	1-7/8 - 12	2	2-1/4	1.312	4.800	2.415
232-S16-632	2	2-1/2 - 12	2-5/8	2-7/8	1.655	6.075	2.930

ORB SOLID MALE STEM



Part Number	Hose I.D.	Thread	Hex	Stem I.D.	Fitting Length	-CO-Cutoff
203-704	3/16	7/16-20	9/16	.125	1.690	.780
204-704	1/4	7/16-20	5/8	.156	1.737	.827
204-705	1/4	1/2-20	5/8	.156	1.737	.827
204-706	1/4	9/16-18	11/16	.156	1.769	.859
204-708	1/4	3/4 - 16	13/16	.154	1.937	1.027
205-705	5/16	1/2-20	11/16	.234	1.769	.859
205-706	5/16	9/16-18	11/16	.234	1.800	.890
206-704	3/8	7/16-20	11/16	.250	1.769	.859
206-705	3/8	1/2-20	11/16	.296	1.769	.859
206-706	3/8	9/16-18	3/4	.296	1.862	.952
206-708	3/8	3/4-16	7/8	.296	1.937	1.027
206-710	3/8	7/8-14	1	.296	1.972	1.062
206-712	3/8	1-1/16-12	1-1/4	.296	2.128	1.218
208-708	1/2	3/4-16	7/8	.406	2.160	1.000
208-710	1/2	7/8-14	1	.406	2.222	1.062
208-712	1/2	1-1/16 - 12	1-1/4	.406	2.348	1.188
210-708	5/8	3/4-16	1-1/8	.500	2.191	1.031
210-710	5/8	7/8-14	1	.500	2.438	1.278
210-712	5/8	1-1/16 - 12	1-1/4	.500	2.318	1.218
212-710	3/4	7/8-14	1-1/16	.625	2.333	1.083
212-712	3/4	1-1/16 - 12	1-1/4	.625	2.520	1.270
212-714	3/4	1-3/16 - 12	1-3/8	.625	2.520	1.270
212-716	3/4	1-5/16 - 12	1-1/2	.625	2.520	1.270
216-712	1	1-1/16 - 12	1-3/8	.844	2.829	1.359
216-714	1	1-3/16 - 12	1-3/8	.844	2.829	1.359
216-716	1	1-5/16 - 12	1-1/2	.844	2.829	1.359
220-720	1-1/4	1-5/8 - 12	1-3/4	1.062	3.568	1.646

ORB SWIVEL MALE STEM



Leakage may occur at low pressure

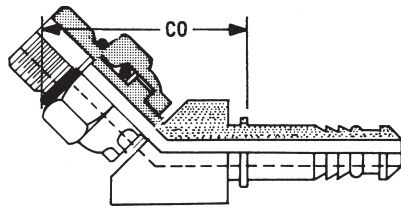
Part Number	Hose I.D.	Thread	Nut Hex	Stem I.D.	Fitting Length	-CO-Cutoff
204-804	1/4	7/16-20	11/16	.156	2.260	1.340
204-805	1/4	1/2-20	11/16	.156	2.260	1.340
204-806	1/4	9/16-18	11/16	.156	2.270	1.365
204-808	1/4	3/4-16	7/8	.156	2.298	1.393
206-806	3/8	9/16-18	11/16	.218	2.320	1.405
206-808	3/8	3/4-16	7/8	.296	2.275	1.365
206-810	3/8	7/8-14	1	.296	2.485	1.570
208-808	1/2	3/4-16	1	.406	2.650	1.500
208-810	1/2	7/8-14	1	.406	2.695	1.535
210-810	5/8	7/8-14	1	.500	2.695	1.535
212-812	3/4	1-1/16 - 12	1-5/16	.625	3.125	1.890
212-814	3/4	1-3/16 - 12	1-5/16	.625	2.960	1.720



Stems for SAE 100R1, 100R1AT, 100R2, 100R2AT, 100R3, 100R4, 100R5, Hydra-Lite I & II

ORB SWIVEL MALE—45° STEM

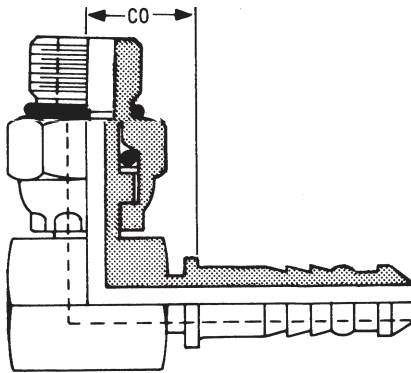
Leakage may occur at low pressure



Part Number	Hose I.D.	Thread	Nut Hex	Stem I.D.	-D-Drop	Fitting Length	-CO-Cutoff
204-805 45	1/4	1/2-20	11/16	.156	.950	2.450	1.540
204-806 45	1/4	9/16-18	11/16	.156	.950	2.450	1.540

ORB SWIVEL MALE—90° STEM

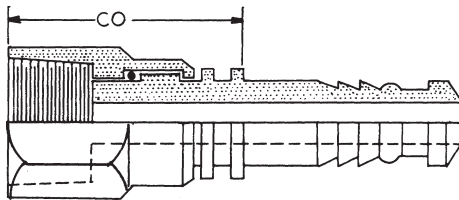
Leakage may occur at low pressure



Part Number	Hose I.D.	Thread	Nut Hex	Stem I.D.	-D-Drop	Fitting Length	-CO-Cutoff
204-804 90	1/4	7/16-20	11/16	.156	1.416	1.600	.690
204-805 90	1/4	1/2-20	11/16	.156	1.426	1.600	.690
204-806 90	1/4	9/16-18	11/16	.156	1.426	1.600	.690
204-808 90	1/4	3/4-16	7/8	.156	1.470	1.620	.710
206-806 90	3/8	9/16-18	11/16	.218	1.426	1.600	.690
206-808 90	3/8	3/4-16	7/8	.296	1.470	1.620	.710
206-810 90	3/8	7/8-14	1	.296	1.780	1.600	.690
208-808 90	1/2	3/4-16	1	.406	1.660	2.000	.840
208-810 90	1/2	7/8-14	1	.406	1.725	1.970	.810
208-812 90	1/2	1-1/16 - 12	1-5/16	.406	2.144	2.150	.990
210-812-90	5/8	1-1/16 - 12	1-5/16	.500	2.144	2.181	1.062
212-812 90	3/4	1-1/16 - 12	1-5/16	.625	2.125	2.285	.990

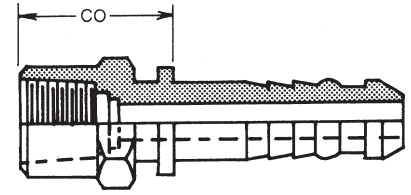
NPTF SWIVEL FEMALE STEM W/"O" RING

Leakage may occur at low pressure



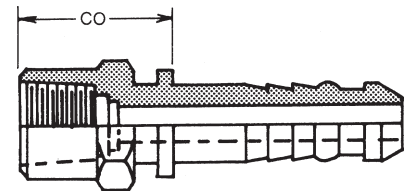
Part Number	Hose I.D.	Thread	Nut Hex	Stem I.D.	Fitting Length	-CO-Cutoff
204-004	1/4	1/4-18	11/16	.156	2.355	1.445
205-004	5/16	1/4-18	11/16	.234	2.355	1.445
206-006	3/8	3/8-18	7/8	.296	2.500	1.695
208-008	1/2	1/2-14	1	.406	3.010	1.850

NPTF SOLID FEMALE STEM



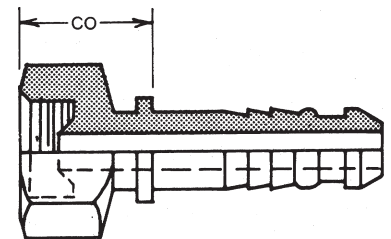
Part Number	Hose I.D.	Thread	Nut Hex	Stem I.D.	Fitting Length	-CO-Cutoff
203-902	3/16	1/8-27	9/16	.125	1.680	.765
204-902	1/4	1/8-27	5/8	.156	1.784	.874
204-904	1/4	1/4-18	11/16	.156	1.784	.874
204-906	1/4	3/8-18	13/16	.156	1.972	1.782
205-904	5/16	1/4-18	11/16	.234	1.784	.874
206-904	3/8	1/4-18	11/16	.296	1.784	.874
206-906	3/8	3/8-18	13/16	.296	1.847	.937
206-908	3/8	1/2-14	1	.296	2.050	1.140
208-906	1/2	3/8-18	13/16	.406	2.050	1.140
208-908	1/2	1/2-14	1	.406	2.300	1.140
212-912	3/4	3/4-14	1-1/4	.625	2.676	1.426
216-916	1	1 - 11-1/2	1-1/2	.844	3.031	1.561
220-920	1-1/4	1-1/4 - 11-1/2	1-7/8	1.062	3.756	1.834
224-924	1-1/2	1-1/2 - 11-1/2	2-1/4	1.311	4.175	1.837
232-932	2	2 - 11-1/2	2-5/8	1.655	5.024	2.069

SOLID FEMALE GREASE FITTING STEM



Part Number	Hose I.D.	Thread	Nut Hex	Stem I.D.	Fitting Length	-CO-Cutoff
204-SP-908	1/4	1/2-27	1-1/16	.156	1.784	.874
206-SP-908	3/8	1/2-27	1-1/16	.296	1.784	.874

45° SOLID FEMALE INVERTED FLARE STEM

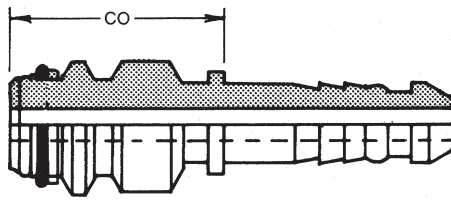


Part Number	Hose I.D.	Thread	Hex	Stem I.D.	Fitting Length	-CO-Cutoff
203-903 IF	3/16	3/8-24	1/2	.125	1.485	.575
204-904 IF	1/4	7/16-24	11/16	.156	1.597	.687
204-905 IF	1/4	1/2-20	11/16	.156	1.597	.687
204-906 IF	1/4	5/8-18	3/4	.156	1.597	.687
206-904 IF	3/8	7/16-24	3/4	.296	1.532	.622
206-905 IF	3/8	1/2-20	3/4	.296	1.532	.622
206-906 IF	3/8	5/8-18	3/4	.296	1.532	.622
206-908 IF	3/8	3/4-18	1	.296	1.532	.622
208-908 IF	1/2	3/4-18	1	.406	1.847	.687

Stems for SAE 100R1, 100R1AT, 100R2, 100R2AT, 100R3, 100R4, 100R5, Hydra-Lite I & II

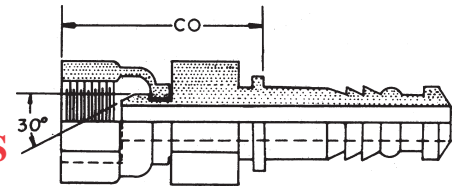


MALE "O"-LOK STEM



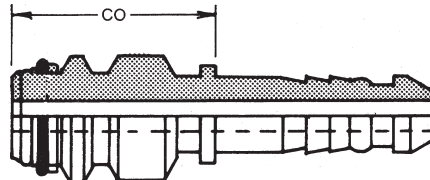
Part Number	Hose I.D.	Male Size	Stem I.D.	Fitting Length	-CO-Cutoff
204-S04	1/4	1/4	.156	2.227	1.317
206-S06	3/8	3/8	.296	2.227	1.317
208-S08	1/2	1/2	.406	2.477	1.317
412-S12	3/4	3/4	.625	2.619	1.369
416-S16	1	1	.843	3.370	1.600
220-S20	1-1/4	1-1/4	1.062	3.683	1.764
224-S24	1-1/2	1-1/2	1.250	4.320	1.555
232-S32	2	2	1.655	5.160	2.035

NPSM SWIVEL FEMALE STEM—STAINLESS



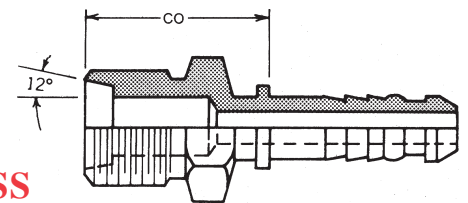
Part Number	Hose I.D.	Thread	Stem Hex	Nut Hex	Stem I.D.	Fitting Length	-CO-Cutoff
208-SS-8 FPX	1/2	1/2 - 14	13/16	1	.406	2.390	1.230

MALE "O"-LOK STEM—STAINLESS



Part Number	Hose I.D.	Male Size	Stem I.D.	Fitting Length	-CO-Cutoff
206-SS-S06	3/8	3/8	.296	2.227	1.317
208-SS-S08	1/2	1/2	.406	2.477	1.317

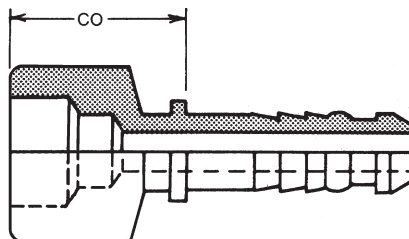
MALE FLARELESS STEM



For Flareless Sleeve and Nut

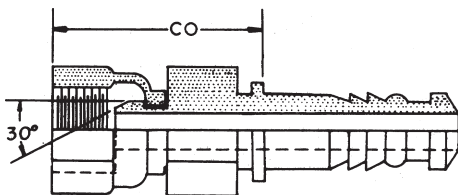
Part Number	Hose I.D.	Thread	Hex	Stem I.D.	Fitting Length	-CO-Cutoff
203-E04	3/16	7/16-20	1/2	.125	1.831	.921
204-E04	1/4	7/16-20	5/8	.156	1.831	.921
204-E05	1/4	1/2-20	5/8	.156	1.831	.921
204-E06	1/4	9/16-18	5/8	.156	1.847	.937
206-E04	3/8	7/16-20	11/16	.234	1.863	.953
206-E05	3/8	1/2-20	11/16	.234	1.863	.953
206-E06	3/8	9/16-18	11/16	.296	1.879	.969
206-E08	3/8	3/4-16	13/16	.296	1.971	1.061
208-E08	1/2	3/4-16	13/16	.406	2.285	1.125
208-E10	1/2	7/8-14	1	.406	2.348	1.188
208-E11	1/2	15/16-16	1	.406	2.347	1.187
212-E12	3/4	1-1/16 - 12	1-1/8	.625	2.614	1.364
216-E16	1	1-5/16 - 12	1-3/8	.844	2.923	1.453
216-SP-E16	1	1-5/16 - 16	1-5/8	.844	2.923	1.453
216-E20	1	1-5/8 - 12	1-3/4	.844	2.923	1.453
220-E20	1-1/4	1-5/8 - 12	1-3/4	1.062	3.662	1.738

FEMALE "O"-LOK STEM



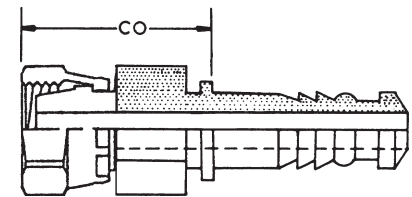
Part Number	Hose I.D.	Female Size	Stem I.D.	Fitting Length	-CO-Cutoff
232-F-S32	2	2	1.655	5.344	3.167

NPSM SWIVEL FEMALE STEM



Part Number	Hose I.D.	Thread	Stem Hex	Nut Hex	Stem I.D.	Fitting Length	-CO-Cutoff
203-4 FPX	3/16	1/4-18	1/2	11/16	.125	1.829	.919
204-4 FPX	1/4	1/4-18	5/8	11/16	.156	1.937	1.027
204-6 FPX	1/4	3/8-18	5/8	7/8	.156	2.040	1.143
206-4 FPX	3/8	1/4-18	11/16	11/16	.250	1.960	1.079
206-6 FPX	3/8	3/8-18	11/16	7/8	.296	2.062	1.153
208-8 FPX	1/2	1/2-14	13/16	1	.406	2.390	1.230
210-12 FPX	5/8	3/4-14	1-1/8	1-1/4	.500	2.628	1.718
212-12 FPX	3/4	3/4-14	1-1/16	1-1/4	.625	2.769	1.519
216-16 FPX	1	1 - 11-1/2	1-3/8	1-1/2	.843	2.980	1.520
220-20 FPX	1-1/4	1-1/4 - 11-1/2	1-3/4	1-7/8	1.062	4.054	1.705

SWIVEL FEMALE FLARELESS 24° CONE



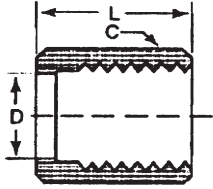
For Flareless Sleeve and Nut

Part Number	Hose I.D.	Thread	Stem Hex	Nut Hex	Stem I.D.	Fitting Length	-CO-Cutoff
203-MFX-5	3/16	1/2-20	1/2	11/16	.125	2.021	1.111
204-MFX-4	1/4	7/16-20	5/8	9/16	.156	2.122	1.237
204-MFX-5	1/4	1/2-20	5/8	11/16	.156		
206-MFX-6	3/8	9/16-18	11/16	3/4	.296		
206-MFX-8	3/8	3/4-16	11/16	7/8	.296		
208-MFX-8	1/2	3/4-16	13/16	7/8	.406		
208-MFX-10	1/2	7/8-14	13/16	1-1/16	.406		
208-MFX-11	1/2	15/16-16	1	1-1/8	.406		
212-MFX-12	3/4	1-1/16-12	1-1/16	1-1/4	.625	3.017	1.777
216-MFX-16	1	1-5/16-12	1-3/8	1-1/2	.844	3.487	2.032
216-MFXSP-16	1	1-5/16-16	1-3/8	1-1/2	.844	3.487	2.032
220-MFX-20	1-1/4	1-5/8-12	1-3/4	2	1.062		
224-MFX-24	1-1/2	1-7/8-12	2	2-1/4	1.312		



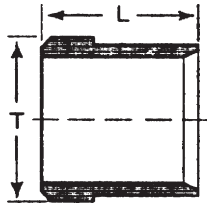
Stems for SAE 100R1, 100R1AT, 100R2, 100R2AT, 100R3, 100R4, 100R5, Hydra-Lite I & II

NUT FOR MALE FLARELESS STEM AND STAND PIPE



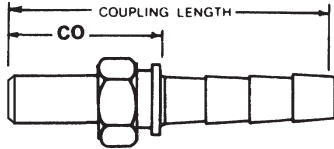
Part Number	Tube O.D.	Thread	Hex	Length
E04-N	1/4	7/16 - 20	9/16	.700
E05-N	5/16	1/2 - 20	5/8	.720
E06-N	3/8	9/16 - 18	11/16	.750
E08-N	1/2	3/4 - 16	7/8	.840
E10-N	5/8	7/8 - 14	1	.920
E12-N	3/4	1-1/16 - 12	1-1/4	.970
E16-N	1	1-5/16 - 12	1-3/8	1.050
E20-N	1-1/4	1-5/8 - 12	2	1.050

SLEEVE FOR MALE FLARELESS STEM AND STAND PIPE



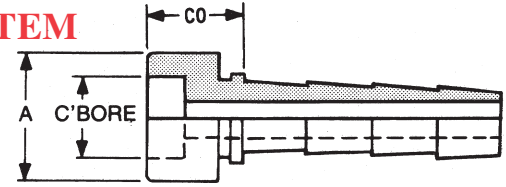
Part Number	Tube O.D.	Sleeve O.D.	Length
E04-S	1/4	.370	.360
E05-S	5/16	.420	.340
E06-S	3/8	.500	.390
E08-S	1/2	.660	.430
E10-S	5/8	.780	.440
E12-S	3/4	.930	.480
E16-S	1	1.190	.480
E20-S	1-1/4	1.450	.480

INCH STAND PIPE



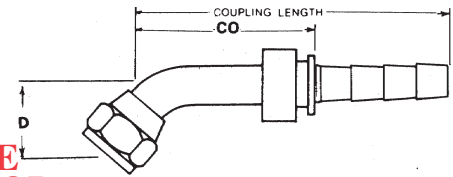
Part Number	Hose I.D.	Tube O.D.	Tube Length	Fitting Length	-CO-Cutoff
204-ST-4	1/4	1/4	.750	2.222	1.312
204-ST-6	1/4	3/8	.875	2.347	1.437
205-ST-6	5/16	3/8	.875	2.347	1.437
406-ST-6	3/8	3/8	.875	2.472	1.562
406-ST-8	3/8	1/2	1.000	2.597	1.687
408-ST-8	1/2	1/2	1.000	2.847	1.687
408-ST-10	1/2	5/8	1.000	2.847	1.687
410-ST-12	5/8	3/4	1.125	3.003	1.843
412-ST-12	3/4	3/4	1.125	3.691	1.836
416-ST-16	1	1	1.250	4.050	2.000

TUBE STEM



Part Number	Hose I.D.	C' Bore DIA	C' Bore Depth	-A- O.D.	Stem I.D.	Fitting Length	-CO-Cutoff
203-T03	3/16	3/16	.218	1/2	.125	1.390	.515
203-T04	3/16	1/4	.218	1/2	.125	1.390	.515
203-T05	3/16	5/16	.218	1/2	.125	1.390	.515
204-T03	1/4	3/16	.218	.604	.156	1.472	.562
204-T04	1/4	1/4	.218	.604	.156	1.472	.562
204-T05	1/4	5/16	.218	.604	.156	1.472	.562
204-T06	1/4	3/8	.218	.604	.156	1.472	.562
205-T04	5/16	1/4	.218	.604	.234	1.472	.562
205-T05	5/16	5/16	.218	.604	.234	1.472	.562
205-T06	5/16	3/8	.218	.604	.234	1.472	.562
206-T04	3/8	1/4	.218	3/4	.296	1.472	.562
206-T05	3/8	5/16	.218	3/4	.296	1.472	.562
206-T06	3/8	3/8	.218	3/4	.296	1.472	.562
206-T08	3/8	1/2	.218	3/4	.296	1.472	.562
206-T10	3/8	5/8	.218	1-3/16	.296	1.472	.562
208-T06	1/2	3/8	.218	7/8	.359	1.723	.562
208-T08	1/2	1/2	.218	7/8	.406	1.723	.562
208-T10	1/2	5/8	.218	1	.406	1.723	.562
208-T12	1/2	3/4	.218	1	.406	1.723	.562
210-T08	5/8	1/2	.312	1	.466	1.890	.734
210-T10	5/8	5/8	.312	1	.500	1.890	.734
210-T12	5/8	3/4	.312	1	.500	1.890	.734
212-T10	3/4	5/8	.375	1-3/16	.625	2.005	.755
212-T12	3/4	3/4	.375	1-3/16	.625	2.005	.755
212-T14	3/4	7/8	.375	1-3/16	.625	2.005	.755
212-T16	3/4	1	.375	1-3/16	.625	2.005	.755
● 214-T16	7/8	1	.375	1-3/16	.671	2.005	.755
216-T12	1	3/4	.375	1-1/2	.734	2.235	.765
216-T16	1	1	.375	1-1/2	.843	2.235	.765
420-T20	1-1/4	1-1/4	.375	1-7/16	1.062	2.840	1.920
420-T24	1-1/4	1-1/2	.375	1-3/4	1.062	2.840	1.920
424-T20	1-1/2	1-1/4	.375	1-13/16	1.234	3.562	2.659
424-T24	1-1/2	1-1/2	.375	1-13/16	1.250	3.258	2.338
424-T32	1-1/2	2	.375	2-1/4	1.250	3.258	2.338
432-T32	2	2	.375	2-1/4	1.655	4.086	3.167

SAE 45° SWIVEL FEMALE STEM 45° BENT TUBE SHORT DROP



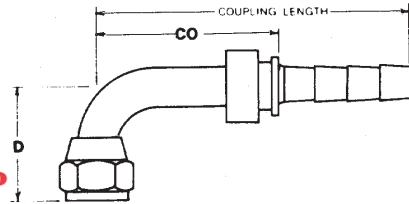
Part Number	Hose I.D.	Thread	Nut Hex	-D-Drop	Stem I.D.	Fitting Length	-CO-Cutoff
● 206-S-486	3/8	5/8-18	3/4	.410	.296	2.925	2.015
● 206-S-488	3/8	3/4-16	7/8	.550	.312	3.285	2.365

● Indicates change or new product.

Stems for SAE 100R1, 100R1AT, 100R2, 100R2AT, 100R3, 100R4, 100R5, Hydra-Lite I & II

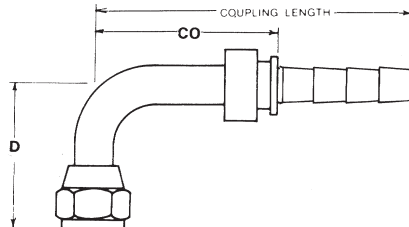


SAE 45° SWIVEL FEMALE STEM 90° BENT TUBE SHORT DROP



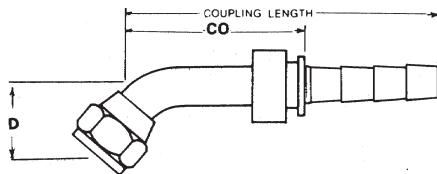
Part Number	Hose I.D.	Thread	Nut Hex	-D-Drop	Stem I.D.	Fitting Length	-CO-Cutoff
206-S-466	3/8	5/8-18	3/4	.850	.296	2.575	1.665
● 206-S-468	3/8	3/4-16	7/8	1.170	.312	2.670	1.760
● 208-S-468	1/2	3/4-16	7/8	1.090	.406	2.780	1.620

SAE 45° SWIVEL FEMALE STEM 90° BENT TUBE MEDIUM DROP



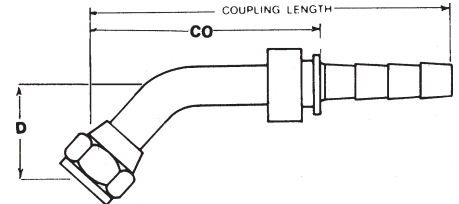
Part Number	Hose I.D.	Thread	Nut Hex	-D-Drop	Stem I.D.	Fitting Length	-CO-Cutoff
204-M-464	1/4	7/16-20	9/16	.880	.156	2.335	1.425
206-M-466	3/8	5/8-18	3/4	1.160	.296	2.675	1.765

JIC 37° SWIVEL FEMALE STEM 45° BENT TUBE SHORT DROP



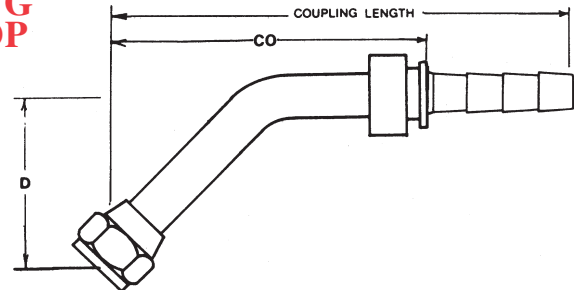
Part Number	Hose I.D.	Thread	Hex	-D-Drop	Fitting Length	-CO-Cutoff
203-S-684	3/16	7/16-20	9/16	.330	2.260	1.390
204-S-684	1/4	7/16-20	9/16	.330	2.605	1.695
204-S-685	1/4	1/2-20	5/8	.360	2.705	1.795
204-S-686	1/4	9/16-18	11/16	.410	2.925	2.015
205-S-685	5/16	1/2-20	5/8	.360	2.665	1.790
205-S-686	5/16	9/16-18	11/16	.410	2.925	2.015
206-S-686	3/8	9/16-18	11/16	.410	2.925	2.015
206-S-688	3/8	3/4-16	7/8	.550	3.275	2.240
208-S-688	1/2	3/4-16	7/8	.550	3.463	2.303
208-S-690	1/2	7/8-14	1	.650	3.763	2.603
210-S-690	5/8	7/8-14	1	.650	3.785	2.620
210-S-692	5/8	1-1/16 - 12	1-1/4	.780	4.045	2.885
212-S-692	3/4	1-1/16 - 12	1-1/4	.780	4.145	2.895
212-S-694	3/4	1-3/16 - 12	1-3/8	.860	4.405	3.150
212-S-696	3/4	1-5/16 - 12	1-1/2	.890	4.555	3.300
216-S-692	1	1-1/16 - 12	1-1/4	.780	4.430	2.960
216-S-696	1	1-5/16 - 12	1-1/2	.890	4.430	2.960

JIC 37° SWIVEL FEMALE STEM 45° BENT TUBE MEDIUM DROP



Part Number	Hose I.D.	Thread	Hex	-D-Drop	Fitting Length	-CO-Cutoff
204-M-684	1/4	7/16-20	9/16	.470	2.605	1.695
204-M-685	1/4	1/2-20	5/8	.590	2.705	1.790
204-M-686	1/4	9/16-18	11/16	.590	2.925	2.010
205-M-686	5/16	9/16-18	11/16	.590	2.925	2.010
206-M-686	3/8	9/16-18	11/16	.590	2.925	2.015
206-M-688	3/8	3/4-16	7/8	.690	3.275	2.200
208-M-688	1/2	3/4-16	7/8	.690	3.463	2.303
208-M-690	1/2	7/8-14	1	.780	3.763	2.600
210-M-690	5/8	7/8-14	1	.780	3.785	2.620
210-M-692	5/8	1-1/16 - 12	1-1/4	1.060	4.045	2.885
212-M-690	3/4	7/8-14	1	.780	3.895	2.640
212-M-692	3/4	1-1/16 - 12	1-1/4	1.060	4.145	2.895
212-M-696	3/4	1-5/16 - 12	1-1/2	1.160	4.565	3.310
216-M-696	1	1-5/16 - 12	1-1/2	1.160	4.780	3.315
420-M-698	1-1/4	1-5/8 - 12	2	1.300	6.840	4.920

JIC 37° SWIVEL FEMALE STEM 45° BENT TUBE LONG DROP



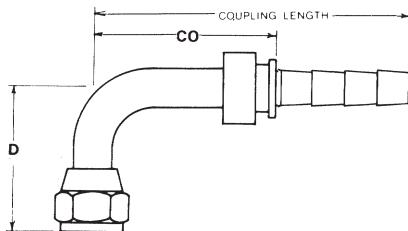
Part Number	Hose I.D.	Thread	Nut Hex	-D-Drop	Fitting Length	-CO-Cutoff
208-L-688	1/2	3/4-16	7/8	.700	3.623	2.500
208-L-690	1/2	7/8-14	1	.880	3.863	2.700
216-L-696	1	1-5/16 - 12	1-1/2	1.330	4.960	3.490

● Indicates change or new product.

SHORT DROP

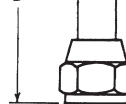
Part Number	Hose I.D.	Thread	Nut Hex	-D-Drop	Fitting Length	-CO-Cutoff
3-S-664	3/16	7/16-20	9/16	.780	2.260	1.390
4-S-664	1/4	7/16-20	9/16	.780	2.335	1.425
4-S-665	1/4	1/2-20	5/8	.900	2.425	1.510
4-S-666	1/4	9/16-18	11/16	.850	2.575	1.665
5-S-665	5/16	1/2-20	11/16	.920	2.245	1.350
5-S-666	5/16	9/16-18	11/16	.850	2.575	1.670
6-S-666	3/8	9/16-18	11/16	.850	2.575	1.670
6-S-668	3/8	3/4-16	7/8	1.170	2.670	1.755
8-S-666	1/2	9/16-18	11/16	.980	2.873	1.740
8-S-668	1/2	3/4-16	7/8	1.170	2.920	1.760
8-S-670	1/2	7/8-14	1	1.320	3.283	2.123
10-S-670	5/8	7/8-14	1	1.320	3.295	2.135
10-S-672	5/8	1-1/16 - 12	1-1/4	1.870	3.895	2.730
12-S-670	3/4	7/8-14	1	1.320	3.415	2.160
12-S-672	3/4	1-1/16 - 12	1-1/4	1.870	4.005	2.755
12-S-674	3/4	1-3/16 - 12	1-3/8	2.000	4.375	3.120
12-S-676	3/4	1-5/16 - 12	1-1/2	2.240	4.500	3.250
16-S-676	1	1-5/16 - 12	1-1/2	2.240	4.720	3.250

JIC 37° SWIVEL FEMALE STEM 30° BENT TUBE MEDIUM DROP



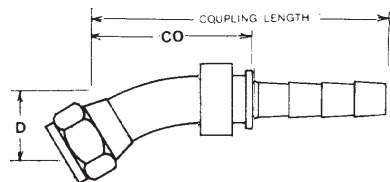
Part Number	Hose I.D.	Thread	Nut Hex	-D-Drop	Fitting Length	-CO-Cutoff
4-M-664	1/4	7/16-20	9/16	.880	2.335	1.425
4-M-665	1/4	1/2-20	5/8	1.130	2.425	1.515
4-M-666	1/4	9/16-18	11/16	1.130	2.575	1.670

LONG DROP

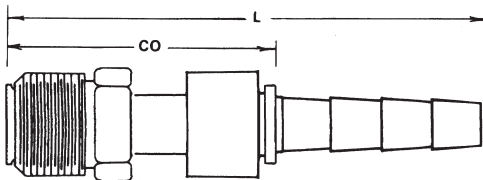


Part Number	Hose I.D.	Thread	Nut Hex	-D-Drop	Fitting Length	-CO-Cutoff
204-L-664	1/4	7/16-20	9/16	1.800	2.335	1.425
204-L-665	1/4	1/2-20	5/8	1.800	2.425	1.515
204-L-666	1/4	9/16-18	11/16	2.180	2.585	1.675
205-L-666	5/16	9/16-18	11/16	2.170	2.585	1.675
206-L-666	3/8	9/16-18	11/16	2.180	2.575	1.665
206-L-668	3/8	3/4-16	7/8	2.430	2.795	1.880
208-L-668	1/2	3/4-16	7/8	2.430	2.983	1.823
208-L-670	1/2	7/8-14	1	2.570	3.283	2.123
208-L-672	1/2	1-1/16-12	1-1/4	3.730	3.893	2.730
210-L-670	5/8	7/8-14	1	2.570	3.255	2.095
210-L-672	5/8	1-1/16 - 12	1-1/4	3.730	3.895	2.735
212-L-672	3/4	1-1/16 - 12	1-1/4	3.730	4.005	2.755
212-L-674	3/4	1-3/16 - 12	1-3/8	3.930	4.135	2.885
212-L-676	3/4	1-5/16 - 12	1-1/2	4.330	4.495	3.240
216-L-674	1	1-3/16 - 12	1-3/8	3.930	4.370	2.890
216-L-676	1	1-5/16 - 12	1-1/2	4.330	4.720	3.250

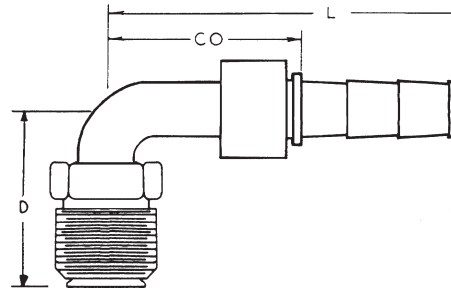
JIC 37° SWIVEL FEMALE STEM 30° BENT TUBE SHORT DROP



Part Number	Hose I.D.	Thread	Nut Hex	-D-Drop	Fitting Length	-CO-Cutoff
210-S-622	5/8	1-1/16 - 12	1-1/4	.480	3.655	2.49

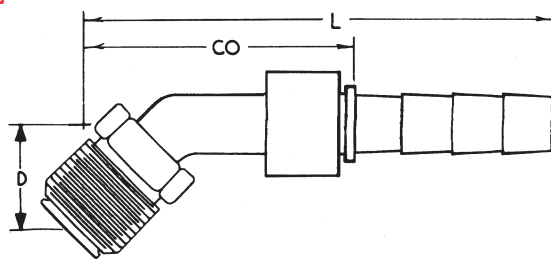
TUBE

Part Number	Hose I.D.	Thread	Nut Hex	Fitting Length	-CO-Cutoff
203-B04	3/16	7/16-24	7/16	2.430	1.555
203-B05	3/16	1/2-20	1/2	2.560	1.685
204-B03	1/4	3/8-24	3/8	2.415	1.505
204-B04	1/4	7/16-24	7/16	2.475	1.565
204-B05	1/4	1/2-20	1/2	2.595	1.685
205-B05	5/16	1/2-20	1/2	2.595	1.685
205-B06	5/16	5/8-18	5/8	2.635	1.725
206-B04	3/8	7/16-24	7/16	2.475	1.565
206-B05	3/8	1/2-20	1/2	2.595	1.685
206-B06	3/8	5/8-18	5/8	2.635	1.725
206-B07	3/8	11/16-18	11/16	2.715	1.805
206-B08	3/8	3/4-18	3/4	2.835	1.925
208-B06	1/2	5/8-18	5/8	2.883	1.723
208-B08	1/2	3/4-18	3/4	3.083	1.923
208-B10	1/2	7/8-18	7/8	3.143	1.983

TUBE

Part Number	Hose I.D.	Thread	Nut Hex	-D-Drop	Fitting Length	-Cutoff
204-B63	1/4	3/8-24	3/8	.970	2.215	1.505
204-B64	1/4	7/16-24	7/16	1.100	2.415	1.565
204-B65	1/4	1/2-20	1/2	1.280	2.595	1.685
205-B65	5/16	1/2-20	1/2	1.280	2.595	1.685
205-B66	5/16	5/8-18	5/8	1.450	2.765	1.725
206-B64	3/8	7/16-24	7/16	1.100	2.415	1.565
206-B65	3/8	1/2-20	1/2	1.280	2.595	1.685
206-B66	3/8	5/8-18	5/8	1.450	2.765	1.725
206-B67	3/8	11/16-18	11/16	1.600	2.915	1.805
206-B68	3/8	3/4-18	3/4	1.780	3.095	1.925
208-B68	1/2	3/4-18	3/4	1.780	3.343	1.983
208-B70	1/2	7/8-18	7/8	2.090	3.593	2.043

**SAE 45°
MALE
INVERTED
SWIVEL
STEM
45° BENT
TUBE**

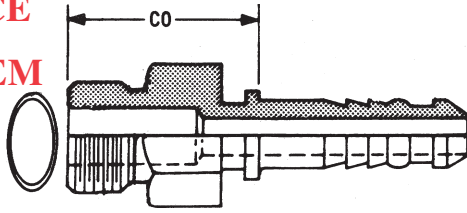


**We have the capability of
producing a wide**



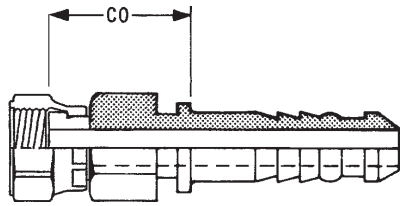
Stems for SAE 100R1, 100R1AT, 100R2, 100R2AT, 100R3, 100R4, 100R5, 100R9, 100R12, Hydra-Lite I & II, ThreeWire Braid & Spiral Hydraulic Hose

SOLID MALE FLAT FACE "O" RING SEAL STEM



Part Number	Hose I.D.	Thread	Hex	Stem I.D.	Fitting Length	-CO- Cutoff	"O" Ring Part No.
204-FS-04	1/4	9/16-18	5/8	.156	1.764	.850	4 ORFS
204-FS-06	1/4	11/16-16	3/4	.156	1.850	.940	6 ORFS
206-FS-04	3/8	9/16-18	3/4	.265	1.858	.948	4 ORFS
206-FS-06	3/8	11/16-16	3/4	.265	1.850	.940	6 ORFS
206-FS-08	3/8	13/16-16	7/8	.265	1.976	1.066	8 ORFS
208-FS-06	1/2	11/16-16	7/8	.375	2.163	1.003	6 ORFS
208-FS-08	1/2	13/16-16	7/8	.375	2.226	1.065	8 ORFS
208-FS-10	1/2	1-14	1	.406	2.363	1.203	10 ORFS
● 208-FS-12	1/2	1-3/16-12	1-1/4	.406	2.454	1.294	12 ORFS
210-FS-08	5/8	13/16-16	1-1/16	.482	2.257	1.097	8 ORFS
210-FS-10	5/8	1-14	1-1/16	.500	2.394	1.235	10 ORFS
● 210-FS-12	5/8	1-3/16-12	1-1/4	.482	2.485	1.325	12 ORFS
412-FS-10	3/4	1-14	1-1/4	.609	3.141	1.286	10 ORFS
412-FS-12	3/4	1-3/16-12	1-1/4	.609	3.201	1.345	12 ORFS
416-FS-16	1	1-7/16-12	1-1/2	.812	3.504	1.455	16 ORFS
220-FS-20	1-1/4	1-11/16-12	1-3/4	1.046	3.663	1.740	20 ORFS
224-FS-24	1-1/2	2-12	2-1/8	1.312	4.204	1.865	24 ORFS

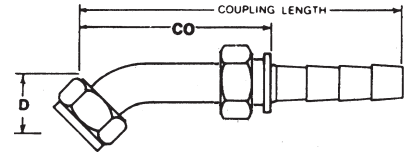
SWIVEL FEMALE FLAT FACE "O" RING SEAL STEM STRAIGHT



Part Number	Hose I.D.	Thread	Stem Hex	Nut Hex	Fitting Length	-CO- Cutoff
204-FSX-04	1/4	9/16-18	5/8	11/16	1.702	.792
204-FSX-06	1/4	11/16-16	5/8	13/16	1.727	.817
● 206-FSX-04	3/8	9/16-18	11/16	11/16	1.702	.792
206-FSX-06	3/8	11/16-16	11/16	13/16	1.727	.817
206-FSX-08	3/8	13/16-16	3/4	15/16	1.764	.854
208-FSX-06	1/2	11/16-16	7/8	13/16	1.977	.817
208-FSX-08	1/2	13/16-16	13/16	15/16	2.062	.902
208-FSX-10	1/2	1-14	7/8	1-1/8	2.079	.919
208-FSX-12	1/2	1-3/16-12	1-1/8	1-3/8	2.092	.932
210-FSX-10	5/8	1-14	1	1-1/8	2.127	.967
210-FSX-12	5/8	1-3/16-12	1-1/8	1-3/8	2.140	.980
● 214-FSX-16	7/8	1-7/16-12	1-3/8	1-5/8	2.417	1.167
412-FSX-08	3/4	13/16-16	1-1/16	15/16	2.856	1.001
412-FSX-10	3/4	1-14	1-1/16	1-1/8	2.874	1.019
412-FSX-12	3/4	1-3/16-12	1-1/16	1-3/8	2.887	1.032
412-FSX-16	3/4	1-7/16-12	1-3/8	1-5/8	3.022	1.167
416-FSX-16	1	1-7/16-12	1-3/8	1-5/8	3.243	1.193
● 416-FSX-20	1	1-11/16-12	1-1/2	1-7/8	4.050	2.000
220-FSX-20	1-1/4	1-11/16-12	1-3/4	1-7/8	4.090	2.167
224-FSX-24	1-1/2	2-12	2	2-1/8	4.708	2.370

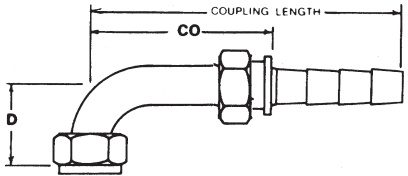
● Indicates change or new product.

SWIVEL FEMALE FLAT FACE "O" RING SEAL STEM 45°



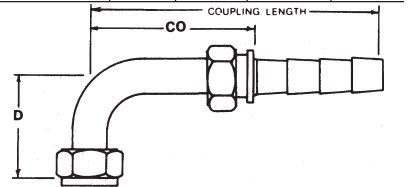
Part Number	Hose I.D.	Thread	Nut Hex	-D-Drop	Fitting Length	-CO- Cutoff
204-FSX-L64	1/4	9/16-18	11/16	.410	2.450	1.575
204-FSX-L66	1/4	11/16-16	13/16	.430	2.750	1.875
● 206-FSX-L64	3/8	9/16-18	11/16	.410	2.610	1.700
206-FSX-L66	3/8	11/16-16	13/16	.430	2.750	1.840
206-FSX-L68	3/8	13/16-16	15/16	.590	3.100	2.190
208-FSX-L68	1/2	13/16-16	15/16	.590	3.350	2.190
208-FSX-L70	1/2	1-14	1-1/8	.650	3.750	2.590
210-FSX-L70	5/8	1-14	1-1/8	.650	3.750	2.590
● 214-FSX-L76	7/8	1-7/16-12	1-5/8	.940	4.825	3.575
412-FSX-L72	3/4	1-3/16-12	1-3/8	.830	4.525	2.670
416-FSX-L76	1	1-7/16-12	1-5/8	.940	5.625	3.575
● 416-FSX-L80	1	1-11/16-12	1-7/8	1.000	5.625	3.575
220-FSX-L80	1-1/4	1-11/16-12	1-7/8	1.000	5.930	4.007
224-FSX-L84	1-1/2	2-12	2-1/8	2.440	8.488	6.110

SWIVEL FEMALE FLAT FACE "O" RING SEAL STEM 90°—SHORT DROP



Part Number	Hose I.D.	Thread	Nut Hex	-D-Drop	Fitting Length	-CO- Cutoff
204-FSX-A24	1/4	9/16-18	11/16	.820	2.425	1.550
204-FSX-A26	1/4	11/16-16	13/16	.900	2.850	1.985
● 206-FSX-A24	3/8	9/16-18	11/16	.820	2.460	1.550
206-FSX-A26	3/8	11/16-16	13/16	.900	2.750	1.840
206-FSX-A28	3/8	13/16-16	15/16	1.150	3.170	2.230
208-FSX-A28	1/2	13/16-16	15/16	1.150	3.375	2.215
208-FSX-A30	1/2	1-14	1-1/8	1.270	3.010	1.850
208-FSX-A32	1/2	1-3/16-12	1-3/8	1.895	4.000	2.840
210-FSX-A30	5/8	1-14	1-1/8	1.270	3.400	2.240
210-FSX-A32	5/8	1-3/16-12	1-3/8	1.895	4.000	2.840
● 214-FSX-A36	7/8	1-7/16-12	1-5/8	2.200	5.075	3.825
412-FSX-A30	3/4	1-14	1-1/8	1.270	4.705	2.850
412-FSX-A32	3/4	1-3/16-12	1-3/8	1.880	4.705	2.850
416-FSX-A36	1	1-7/16-12	1-5/8	2.200	5.875	3.825
220-FSX-A40	1-1/4	1-11/16-12	1-7/8	2.500	5.825	3.902
224-FSX-A44	1-1/2	2-12	2-1/8	3.190	5.750	3.412

SWIVEL FEMALE FLAT FACE "O" RING SEAL STEM 90°—MEDIUM DROP

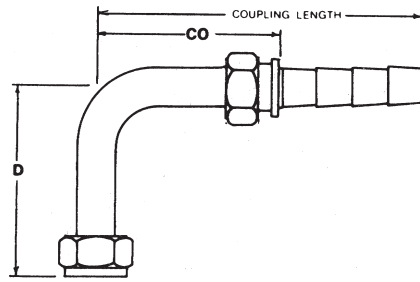


Part Number	Hose I.D.	Thread	Nut Hex	-D-Drop	Fitting Length	-CO- Cutoff
204-FSX-J34	1/4	9/16-18	11/16	1.260	2.450	1.550
204-FSX-J36	1/4	11/16-16	13/16	1.500	2.850	1.985
206-FSX-J36	3/8	11/16-16	13/16	1.500	2.850	1.940
208-FSX-J38	1/2	13/16-16	15/16	1.620	3.460	2.300
208-FSX-J40	1/2	1-14	1-1/8	1.850	3.240	2.319
210-FSX-J40	5/8	1-14	1-1/8	1.850	3.550	2.350
412-FSX-J42	3/4	1-3/16-12	1-3/8	2.280	4.575	2.720
416-FSX-J46	1	1-7/16-12	1-5/8	2.780	5.625	3.550
220-FSX-J50	1-1/4	1-11/16-12	1-7/8	3.090	5.925	4.025
224-FSX-J54	1-1/2	2-12	2-1/8	4.630	7.148	4.810

Stems for SAE 100R1, 100R1AT, 100R2, 100R2AT, 100R3, 100R4, 100R5, 100R9, 100R12, Hydra-Lite I & II, Three Wire Braid & Spiral Hydraulic Hose

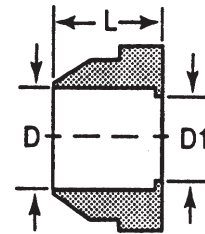


SWIVEL FEMALE FLAT FACE "O" RING SEAL STEM 90°—LONG DROP



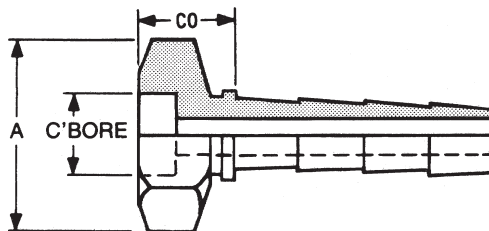
Part Number	Hose I.D.	Thread	Nut Hex	-D-Drop	Fitting Length	-CO-Cutoff
204-FSX-A64	1/4	9/16 - 18	11/16	1.800	2.450	1.575
206-FSX-A66	3/8	11/16 - 16	13/16	2.130	2.875	1.965
● 206-FSX-A68	3/8	13/16-16	15/16	2.520	3.200	2.290
208-FSX-A68	1/2	13/16 - 16	15/16	2.500	3.450	2.300
208-FSX-A70	1/2	1 - 14	1-1/8	2.750	3.730	2.570
210-FSX-A70	5/8	1 - 14	1-1/8	2.750	3.730	2.600
● 412-FSX-A72	3/4	1-3/16 - 12	1-3/8	3.780	4.605	2.750
416-FSX-A76	1	1-7/16 - 12	1-5/8	4.500	5.590	3.540
220-FSX-A80	1-1/4	1-11/16 - 12	1-7/8	5.090	5.875	3.975

SHORT TAILPIECE SWIVEL FEMALE FLAT FACE "O" RING SEAL



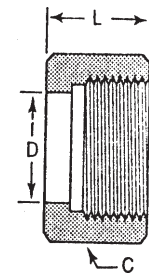
Part Number	Tube Size	D	D1	-L-Length
-4 TPS	1/4	.256	.173	.370
-6 TPS	3/8	.381	.264	.370
-8 TPS	1/2	.506	.382	.370
-10 TPS	5/8	.631	.484	.410
-12 TPS	3/4	.757	.610	.550
-16 TPS	1	1.007	.808	.610
-20 TPS	1-1/4	1.257	1.050	.610
-24 TPS	1-1/2	1.507	1.314	.610

TUBE STEM FLAT FACE "O" RING SEAL



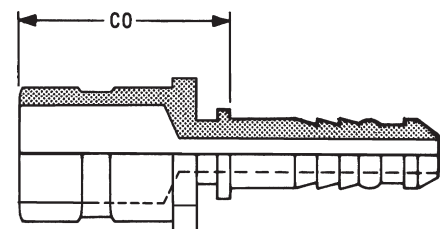
Part Number	Hose I.D.	C' Bore DIA	C' Bore Depth	Hex	Stem I.D.	Fitting Length	-CO-Cutoff
204-FS-T04	1/4	1/4	.218	5/8	.156	1.437	.562
204-FS-T06	1/4	3/8	.218	5/8	.156	1.437	.562
● 406-FS-T04	3/8	1/4	.375	11/16	.296	1.597	.687
406-FS-T06	3/8	3/8	.375	11/16	.296	1.597	.687
406-FS-T08	3/8	1/2	.375	11/16	.296	1.597	.687
408-FS-T06	1/2	3/8	.375	7/8	.406	1.847	.687
408-FS-T08	1/2	1/2	.375	7/8	.406	1.847	.687
408-FS-T10	1/2	5/8	.375	7/8	.406	1.847	.687
408-FS-T12	1/2	3/4	.375	7/8	.406	1.847	.687
410-FS-T10	5/8	5/8	.375	1	.500	1.878	.718
410-FS-T12	5/8	3/4	.375	1	.500	1.878	.718
412-FS-T08	3/4	1/2	.375	1-1/16	.406	2.566	.711
412-FS-T10	3/4	5/8	.375	1-1/16	.406	2.566	.711
412-FS-T12	3/4	3/4	.375	1-1/16	.406	2.566	.711
● 214-FS-T16	7/8	1	.375	1-1/8	.671	1.961	.711
416-FS-T16	1	1	.375	1-3/8	.843	2.800	.750
● 416-FS-T20	1	1-1/4	.375	1-1/2	.843	2.808	.758
420-FS-T20	1-1/4	1-1/4	.375	1-3/4	1.062	2.840	.920
424-FS-T24	1-1/2	1-1/2	.375	2	1.250	3.258	.920

SWIVEL NUT SWIVEL FEMALE FLAT FACE "O" RING SEAL



Part Number	Size	Thread Size	Hex	D	-L-Length
-4 FFORS	1/4	9/16 - 18	11/16	.530	.580
-6 FFORS	3/8	11/16 - 16	13/16	.610	.670
-8 FFORS	1/2	13/16 - 16	15/16	.700	.830
-10 FFORS	5/8	1 - 14	1-1/8	.720	.930
-12 FFORS	3/4	1-3/16 - 12	1-3/8	.750	1.020
-16 FFORS	1	1-7/16 - 12	1-5/8	.840	1.100
-20 FFORS	1-1/4	1-11/16 - 12	1-7/8	.920	1.100
-24 FFORS	1-1/2	2 - 12	2-1/4	.970	1.100

VICTAULIC GROOVE STEM



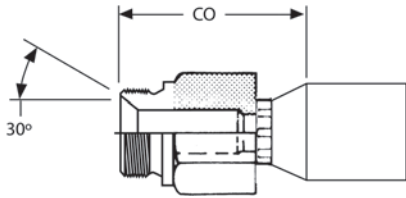
Part Number	Hose I.D.	Stem I.D.	Fitting Length	-CO-Cutoff
216-V16	1	.844	3.410	1.940
220-V20	1-1/4	1.062	4.024	2.000

● Indicates change or new product.



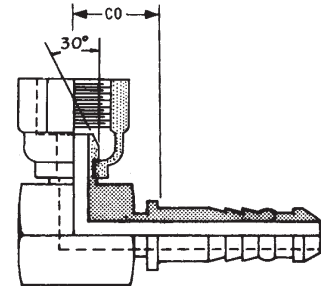
British Standard and Metric Stems

BRITISH STANDARD PARALLEL PIPE—SOLID MALE STEM 30° SEAT



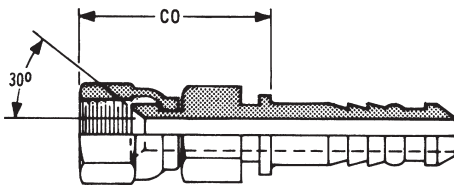
Part Number	Hose I.D.	Thread	Hex	Fitting Length	-CO-Cutoff
204-BP-104	1/4	1/4-19	3/4	1.891	.981
206-BP-106	3/8	3/8-19	7/8	1.981	1.071
206-BP-108	3/8	1/2-14	1-1/16	2.142	1.232
208-BP-108	1/2	1/2-14	1-1/16	2.392	1.232
208-BP-110	1/2	5/8-14	1-1/8	2.542	1.382
210-BP-112	5/8	3/4-14	1-1/4	2.534	1.374
412-BP-112	3/4	3/4-14	1-1/4	3.281	1.426
412-BP-116	3/4	1-11	1-5/8	3.394	1.539
416-BP-116	1	1-11	1-5/8	3.645	1.595
220-BP-120	1-1/4	1-1/4-11	2	3.901	1.552

BRITISH STANDARD PARALLEL PIPE—SWIVEL FEMALE STEM 30° CONE 90° BLOCK BODY



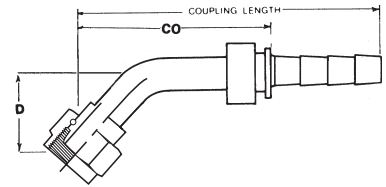
Part Number	Hose I.D.	Thread	Nut Hex	-D-Drop	Fitting Length	-CO-Cutoff
204-BPX-4B 90	1/4	1/4-19	11/16			
204-BPX-6B 90	1/4	3/8-19	7/8			
206-BPX-6B 90	3/8	3/8-19	7/8			
206-BPX-8B 90	3/8	1/2-14	1			
208-BPX-8B 90	1/2	1/2-14	1			
210-BPX-10B 90	5/8	5/8-14	1-1/16			
212-BPX-12B 90	3/4	3/4-14	1-1/16			
416-BPX-16B 90	1	1-11	1-1/2			

JIS SWIVEL FEMALE STEM 30° SEAT



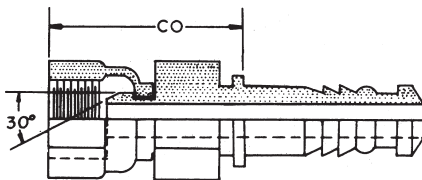
Part Number	Hose I.D.	Thread	Nut Hex	Stem Hex	Fitting Length	-CO-Cutoff
204-BP-604	1/4	1/4-19	11/16	5/8	1.937	1.027
206-BP-606	3/8	3/8-19	7/8	11/16	2.033	1.123
208-BP-608	1/2	1/2-14	1	13/16	2.378	1.218
412-BP-612	3/4	3/4-14	1-1/4	1-1/16	3.344	1.489
416-BP-616	1	1-11	1-1/2	1-3/8	3.565	1.515
220-BP-620	1-1/4	1-1/4-11	1-7/8	1-3/4	4.036	2.114

BSP SWIVEL FEMALE STEM 30° CONE 45° BENT TUBE



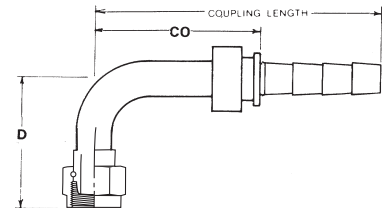
Part Number	Hose I.D.	Thread	Nut Hex	-D-Drop	Fitting Length	-CO-Cutoff
204-BPX-4 45	1/4	1/4-19	11/16	.500	2.565	1.690
204-BPX-6 45	1/4	3/8-19	7/8	.625	2.885	2.010
206-BPX-6 45	3/8	3/8-19	7/8	.625	2.885	2.010
206-BPX-8 45	3/8	1/2-14	1	.944	3.075	2.200
208-BPX-8 45	1/2	1/2-14	1	.750	3.137	2.200
208-BPX-10 45	1/2	5/8-14	1-1/16	1.125	3.387	2.450
210-BPX-10 45	5/8	5/8-14	1-1/16	.875	3.745	2.620
210-BPX-12 45	5/8	3/4-14	1-1/4	1.125	3.875	2.750
412-BPX-12 45	3/4	3/4-14	1-1/4	1.125	4.755	2.900
● 412-BPX-16 45	3/4	1-11	1-1/2	1.427	5.139	3.284
● 416-BPX-16 45	1	1-11	1-1/2	1.250	5.360	3.310
416-BPX-20 45	1	1-1/4-11	1-7/8	1.500	5.750	3.700
220-BPX-20 45	1-1/4	1-1/4-11	1-7/8	1.500	5.456	3.533

BRITISH STANDARD PARALLEL BSP PIPE—SWIVEL FEMALE STEM 30° CONE



Part Number	Hose I.D.	Thread	Nut Hex	Stem Hex	Fitting Length	-CO-Cutoff
204-BPX-4	1/4	1/4-19	11/16	5/8	1.939	1.029
204-BPX-6	1/4	3/8-19	7/8	5/8	2.033	1.123
206-BPX-6	3/8	3/8-19	7/8	11/16	2.033	1.123
206-BPX-8	3/8	1/2-14	1	13/16	2.127	1.217
208-BPX-8	1/2	1/2-14	1	13/16	2.377	1.217
208-BPX-10	1/2	5/8-14	1-1/16	13/16	2.464	1.304
210-BPX-10	5/8	5/8-14	1-1/16	1	2.543	1.383
210-BPX-12	5/8	3/4-14	1-1/4	1	2.628	1.468
412-BPX-12	3/4	3/4-14	1-1/4	1-1/16	3.344	1.489
412-BPX-16	3/4	1-11	1-1/2	1-1/4	3.344	1.489
416-BPX-16	1	1-11	1-1/2	1-3/8	3.565	1.515
220-BPX-20	1-1/4	1-1/4-11	1-7/8	1-3/4	4.036	2.114

BSP SWIVEL FEMALE STEM 30° CONE 90° BENT TUBE



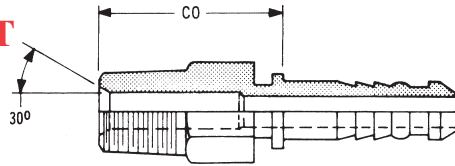
Part Number	Hose I.D.	Thread	Nut Hex	-D-Drop	Fitting Length	-CO-Cutoff
204-BPX-4 90	1/4	1/4-19	11/16	1.625	2.390	1.515
204-BPX-6 90	1/4	3/8-19	7/8	1.625	2.540	1.665
206-BPX-6 90	3/8	3/8-19	7/8	1.625	2.540	1.665
206-BPX-8 90	3/8	1/2-14	1	1.750	2.755	1.880
208-BPX-8 90	1/2	1/2-14	1	1.750	2.817	1.880
208-BPX-10 90	1/2	5/8-14	1-1/16	2.000	3.057	2.120
210-BPX-10 90	5/8	5/8-14	1-1/16	2.000	3.265	2.140
210-BPX-12 90	5/8	3/4-14	1-1/4	2.250	3.265	2.140
412-BPX-12 90	3/4	3/4-14	1-1/4	2.250	4.610	2.755
412-BPX-16 90	3/4	1-11	1-1/2	2.875	4.719	2.864
416-BPX-16 90	1	1-11	1-1/2	2.250	4.940	2.890
416-BPX-20 90	1	1-1/4-11	1-7/8	3.000	6.803	4.753
220-BPX-20 90	1-1/4	1-1/4-11	1-7/8	4.500	6.843	4.920

● Indicates change or new product.

British Standard and Metric Stems

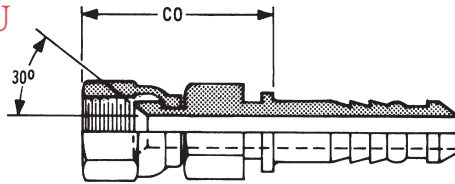


BRITISH STANDARD TAPERED PIPE BSPT SOLID MALE STEM 30° SEAT



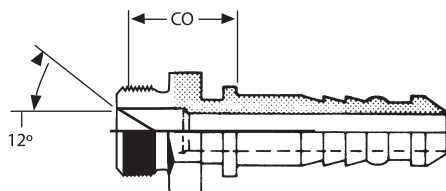
Part Number	Hose I.D.	Thread	Hex	Fitting Length	-CO-Cutoff
204-BT-104	1/4	1/4-19	5/8	1.875	.965
204-BT-106	1/4	3/8-19	11/16	1.875	.965
206-BT-106	3/8	3/8-19	11/16	1.906	.996
208-BT-108	1/2	1/2-14	7/8	2.316	1.156
412-BT-112	3/4	3/4-14	1-1/16	3.197	1.342
416-BT-116	1	1-11	1-3/8	3.603	1.553

KOMATSU SWIVEL FEMALE STEM 30° SEAT



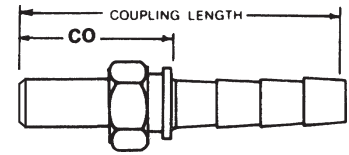
Part Number	Hose I.D.	Thread	Nut Hex	Stem Hex	Fitting Length	-CO-Cutoff
204-KU-614	1/4	14MM X 1.5	3/4	5/8	2.035	1.125
204-KU-618	1/4	18MM X 1.5	7/8	11/16	2.158	1.248
206-KU-618	3/8	18MM X 1.5	7/8	11/16	2.158	1.248
208-KU-622	1/2	22MM X 1.5	1-1/16	13/16	2.545	1.385
208-KU-624	1/2	24MM X 1.5	1-1/4	1	2.631	1.471
210-KU-624	5/8	24MM X 1.5	1-1/4	1	2.662	1.502
412-KU-630	3/4	30MM X 1.5	1-1/2	1-1/4	3.584	1.729
416-KU-633	1	33MM X 1.5	1-5/8	1-3/8	3.805	1.755
220-KU-636	1-1/4	36MM X 1.5	1-3/4	1-3/4	4.198	2.276
224-KU-642	1-1/2	42MM X 1.5	2-1/4	2	4.795	2.457

SOLID MALE STEM DIN 20078 LIGHT 12° SEAT



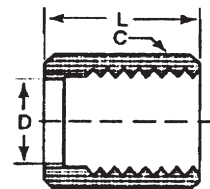
Part Number	Hose I.D.	Thread	Hex	Fitting Length	-CO-Cutoff
204-DL-112	1/4	12MM X 1.5	1/2	1.793	.883
204-DL-114	1/4	14MM X 1.5	5/8	1.793	.883
204-DL-116	1/4	16MM X 1.5	11/16	1.793	.883
206-DL-116	3/8	16MM X 1.5	11/16	1.824	.914
206-DL-118	3/8	18MM X 1.5	3/4	1.824	.914
206-DL-122	3/8	22MM X 1.5	7/8	1.910	1.000
208-DL-122	1/2	22MM X 1.5	7/8	2.222	1.062
208-DL-126	1/2	26MM X 1.5	1-1/16	2.222	1.062
210-DL-126	5/8	26MM X 1.5	1-1/16	2.253	1.093
412-DL-126	3/4	26MM X 1.5	1-1/16	3.031	1.176
412-DL-130	3/4	30MM X 2	1-1/4	3.081	1.226
412-DL-136	3/4	36MM X 2	1-1/2	3.231	1.376
416-DL-136	1	36MM X 2	1-1/2	3.515	1.465

METRIC STAND PIPE

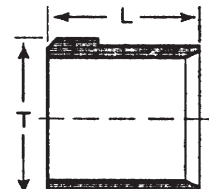


Part Number	Hose I.D.	Din Tube O.D. (MM)	Tube Length	Fitting Length	-CO-Cutoff
204-ST-6M	1/4	6	.750	2.187	1.312
204-ST-8M	1/4	8	.875	2.312	1.437
204-ST-10M	1/4	10	.875		
205-ST-8M	5/16	8	.875	2.312	1.437
205-ST-10M	5/16	10	.875		
406-ST-10M	3/8	10	.875	2.472	1.562
406-ST-12M	3/8	12	1.000	2.597	1.687
406-ST-14M	3/8	14	1.000		
408-ST-15M	1/2	15	1.000	2.847	1.687
408-ST-16M	1/2	16	1.000	2.847	1.687
408-ST-18M	1/2	18	1.125		
410-ST-18M	5/8	18	1.125	3.003	1.843
410-ST-20M	5/8	20	1.125		
412-ST-20M	3/4	20	1.125	3.691	1.836
412-ST-22M	3/4	22	1.250		
412-ST-25M	3/4	25	1.250		
416-ST-25M	1	25	1.250	4.050	2.000
416-ST-28M	1	28	1.250		
416-ST-30M	1	30	1.250		

METRIC TUBE NUT



METRIC SLEEVE



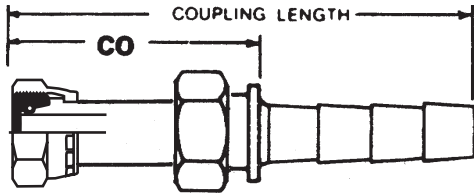
Tube Nut - Light Part Number	Thread	Din Tube O.D. (MM)	Sleeve - Light Part Number
9201-L-6	12MM x 1.5	6	9202-L-6
9201-L-8	14MM x 1.5	8	9202-L-8
9201-L-10	16MM x 1.5	10	9202-L-10
9201-L-12	18MM x 1.5	12	9202-L-12
9201-L-15	22MM x 1.5	15	9202-L-15
9201-L-18	26MM x 1.5	18	9202-L-18
9201-L-22	30MM x 2	22	9202-L-22
9201-L-28	36MM x 2	28	9202-L-28
9201-L-35	45MM x 2	35	9202-L-35
9201-L-42	52MM x 2	42	9202-L-42

Tube Nut - Heavy Part Number	Thread	Din Tube O.D. (MM)	Sleeve - Heavy Part Number
9201-H-6	14MM x 1.5	6	9202-H-6
9201-H-8	16MM x 1.5	8	9202-H-8
9201-H-10	18MM x 1.5	10	9202-H-10
9201-H-12	20MM x 1.5	12	9202-H-12
9201-H-14	22MM x 1.5	14	9202-H-14
9201-H-16	24MM x 1.5	16	9202-H-16
9201-H-20	30MM x 2	20	9202-H-20
9201-H-25	36MM x 2	25	9202-H-25
9201-H-30	42MM x 2	30	9202-H-30
9201-H-38	52MM x 2	38	9202-H-38



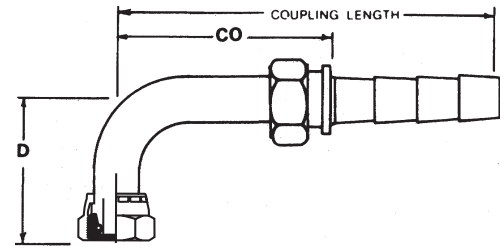
British Standard and Metric Stems

METRIC SWIVEL FEMALE STEM DIN 20078 LIGHT STRAIGHT W/ O-RING



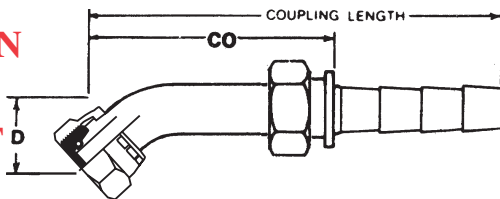
Part Number	Hose I.D.	Thread	DIN Tube O.D.(mm)	Nut Hex (mm)	Fitting Length	-CO-Cutoff
204-DL-612	1/4	12MM X 1.5	6	17	1.850	.940
204-DL-614	1/4	14MM X 1.5	8	17	1.811	.901
204-DL-616	1/4	16MM X 1.5	10	19	1.831	.921
206-DL-616	3/8	16MM X 1.5	10	19	1.831	.921
206-DL-618	3/8	18MM X 1.5	12	22	1.870	.960
206-DL-622	3/8	22MM X 1.5	15	27	2.008	1.098
208-DL-622	1/2	22MM X 1.5	15	27	2.244	1.084
208-DL-626	1/2	26MM X 1.5	18	32	2.165	1.005
210-DL-626	5/8	26MM X 1.5	18	32	2.264	1.104

METRIC SWIVEL FEMALE STEM DIN 20078 LIGHT 90° BENT TUBE W/ O-RING



Part Number	Hose I.D.	Thread	DIN Tube O.D.(mm)	Nut Hex (mm)	-D-Drop	Fitting Length	-CO-Cutoff
204-DL-612 90	1/4	12MM X 1.5	6	17	1.417	1.969	1.059
204-DL-614 90	1/4	14MM X 1.5	8	17	1.378	1.929	1.019
204-DL-616 90	1/4	16MM X 1.5	10	19	1.358	1.969	1.059
206-DL-616 90	3/8	16MM X 1.5	10	19	1.575	2.244	1.334
206-DL-618 90	3/8	18MM X 1.5	12	22	1.614	2.244	1.334
206-DL-622 90	3/8	22MM X 1.5	15	27	1.713	2.244	1.334
208-DL-622 90	1/2	22MM X 1.5	15	27	1.890	2.717	1.557
208-DL-626 90	1/2	26MM X 1.5	18	32	1.772	2.717	1.557
210-DL-626 90	5/8	26MM X 1.5	18	32	2.185	3.071	1.911

METRIC SWIVEL FEMALE STEM DIN 20078 LIGHT 45° BENT TUBE W/ O-RING

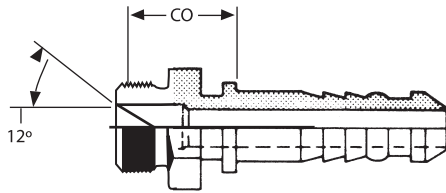


Part Number	Hose I.D.	Thread	DIN Tube O.D.(mm)	Nut Hex (mm)	-D-Drop	Fitting Length	-CO-Cutoff
204-DL-614 45	1/4	14MM X 1.5	8	17	.748	2.402	1.492
204-DL-616 45	1/4	16MM X 1.5	10	19	.748	2.402	1.492
206-DL-616 45	3/8	16MM X 1.5	10	19	.827	2.638	1.728
206-DL-618 45	3/8	18MM X 1.5	12	22	.846	2.677	1.767
208-DL-622 45	1/2	22MM X 1.5	15	27	.984	3.189	2.029
210-DL-626 45	5/8	26MM X 1.5	18	32	1.063	3.445	2.285

British Standard and Metric Stems - Heavy

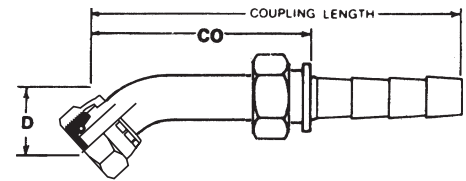


SOLID MALE STEM DIN 20078 HEAVY 12° SEAT



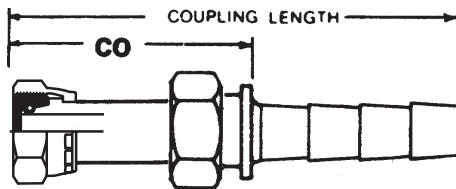
Part Number	Hose I.D.	Thread	Hex	Fitting Length	-CO-Cutoff
204-DH-116	1/4	16MM X 1.5	11/16	1.793	.883
204-DH-118	1/4	18MM X 1.5	3/4	1.793	.883
206-DH-120	3/8	20MM X 1.5	7/8	1.870	.960
206-DH-122	3/8	22MM X 1.5	7/8	1.910	1.000
208-DH-124	1/2	24MM X 1.5	1	2.272	1.112
210-DH-130	5/8	30MM X 2	1-3/16	2.303	1.143
412-DH-130	3/4	30MM X 2	1-3/16	3.081	1.226
412-DH-136	3/4	36MM X 2	1-1/2	3.231	1.376
416-DH-136	1	36MM X 2	1-1/2	3.515	1.465
416-DH-142	1	42MM X 2	1.3/4	3.615	1.565

METRIC SWIVEL FEMALE STEM DIN 20078 HEAVY 45° BENT TUBE W/ O-RING & 12/30° UNIV. CONE



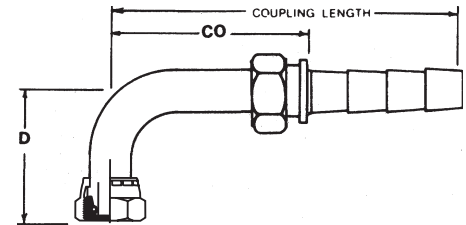
Part Number	Hose I.D.	Thread	DIN Tube O.D.(mm)	Nut Hex (mm)	-D-Drop	Fitting Length	-CO-Cutoff
204-DH-618 45	1/4	18MM X 1.5	10	22	.807	2.421	1.511
206-DH-620 45	3/8	20MM X 1.5	12	24	.984	2.815	1.905
206-DH-622 45	3/8	22MM X 1.5	14	27	.906	2.736	1.826
208-DH-624 45	1/2	24MM X 1.5	16	30	.945	3.150	1.990
210-DH-630 45	5/8	30MM X 2	20	36	1.240	3.622	2.462

METRIC SWIVEL FEMALE STEM DIN 20078 HEAVY STRAIGHT W/ O-RING & 12/30° UNIV. CONE



Part Number	Hose I.D.	Thread	DIN Tube O.D.(mm)	Nut Hex (mm)	Fitting Length	-CO-Cutoff
204-DH-616	1/4	16MM X 1.5	8	19	1.850	.940
204-DH-618	1/4	18MM X 1.5	10	22	1.890	.980
206-DH-618	3/8	18MM X 1.5	10	22	1.890	.980
206-DH-620	3/8	20MM X 1.5	12	24	2.106	1.196
206-DH-622	3/8	22MM X 1.5	14	27	1.969	1.059
208-DH-624	1/2	24MM X 1.5	16	30	2.165	1.005
210-DH-630	5/8	30MM X 2	20	36	2.520	1.360

METRIC SWIVEL FEMALE STEM DIN 20078 HEAVY 90° BENT TUBE W/ O-RING & 12/30° UNIV. CONE



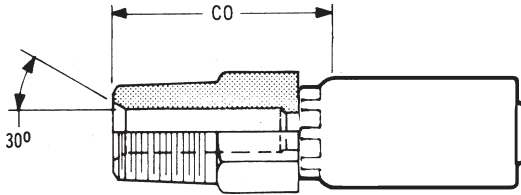
Part Number	Hose I.D.	Thread	DIN Tube O.D.(mm)	Nut Hex (mm)	-D-Drop	Fitting Length	-CO-Cutoff
204-DH-616 90	1/4	16MM X 1.5	8	19	1.378	1.929	1.019
204-DH-618 90	1/4	18MM X 1.5	10	22	1.437	1.929	1.019
206-DH-618 90	3/8	18MM X 1.5	10	22	1.594	2.244	1.334
206-DH-620 90	3/8	20MM X 1.5	12	24	1.811	2.244	1.334
206-DH-622 90	3/8	22MM X 1.5	14	27	1.693	2.244	1.334
208-DH-624 90	1/2	24MM X 1.5	16	30	1.831	2.717	1.557
210-DH-630 90	5/8	30MM X 2	20	36	2.461	3.071	1.911



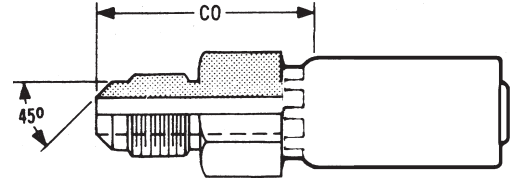
1J

One-Piece Bite the Wire Fittings for SAE 100R1AT, 100R2AT, 100R5, 100R16, 100R17, Hydra-Lite I & II, and Hydra-Max

NPTF SOLID MALE STEM



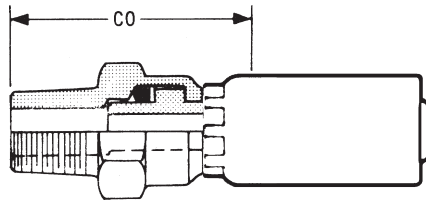
SAE 45° SOLID MALE STEM



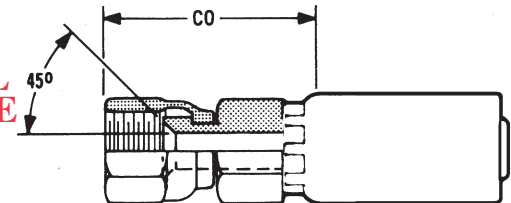
Part Number	Hose I.D.	Thread	Hex	Stem I.D.	Fitting Length	-CO-Cutoff
204-1J-102	1/4	1/8-27	5/8	.156	1.784	.874
204-1J-104	1/4	1/4-18	5/8	.156	1.940	1.030
204-1J-106	1/4	3/8-18	11/16	.156	1.940	1.030
204-1J-108	1/4	1/2-14	7/8	.156	2.175	1.265
206-1J-104	3/8	1/4-18	11/16	.296	1.971	1.061
206-1J-106	3/8	3/8-18	11/16	.296	1.971	1.061
206-1J-108	3/8	1/2-14	7/8	.296	2.222	1.312
208-1J-106	1/2	3/8-18	13/16	.406	2.472	1.312
208-1J-108	1/2	1/2-14	7/8	.406	2.472	1.312
208-1J-112	1/2	3/4-14	1-1/16	.406	2.534	1.374
210-1J-108	5/8	1/2-14	1-1/16	.500	2.534	1.374
210-1J-112	5/8	3/4-14	1-1/16	.500	2.534	1.374
212-1J-108	3/4	1/2-14	1-1/8	.625	2.614	1.364
212-1J-112	3/4	3/4-14	1-1/16	.625	2.676	1.526
212-1J-116	3/4	1 - 11-1/2	1-3/8	.625	2.926	1.676
216-1J-112	1	3/4-14	1-3/8	.717	2.922	1.452
216-1J-116	1	1 - 11-1/2	1-3/8	.843	3.172	1.702
220-1J-120	1-1/4	1-1/4 - 11-1/2	1-3/4	1.062	3.943	2.020

Part Number	Hose I.D.	Thread	Hex	Stem I.D.	Fitting Length	-CO-Cutoff
204-1J-303	1/4	3/8-24	5/8	.156	1.815	.905
204-1J-304	1/4	7/16-20	5/8	.156	1.878	.968
204-1J-305	1/4	1/2-20	5/8	.156	1.939	1.029
206-1J-306	3/8	5/8-18	11/16	.296	2.002	1.092
206-1J-308	3/8	3/4-16	11/16	.296	2.159	1.249
208-1J-308	1/2	3/4-16	13/16	.406	2.472	1.312
208-1J-310	1/2	7/8-14	7/8	.406	2.602	1.442
210-1J-310	5/8	7/8-14	1	.468	2.602	1.442
212-1J-312	3/4	1-1/16 - 14	1-1/8	.625	2.926	1.676

NPTF SWIVEL MALE STEM



SAE 45° SWIVEL FEMALE STEM



Leakage may occur at low pressure

Part Number	Hose I.D.	Thread	Nut Hex	Stem I.D.	Fitting Length	-CO-Cutoff
204-1J-202	1/4	1/8-27	1/2	.156	2.002	1.092
204-1J-204	1/4	1/4-18	11/16	.156	2.365	1.440
204-1J-206	1/4	3/8-18	13/16	.156	2.515	1.625
204-1J-208	1/4	1/2-14	7/8	.156	2.705	1.795
206-1J-204	3/8	1/4-18	11/16	.296	2.510	1.605
206-1J-206	3/8	3/8-18	13/16	.296	2.510	1.625
206-1J-208	3/8	1/2-14	7/8	.296	2.700	1.810
208-1J-206	1/2	3/8-18	1	.406	2.755	1.605
208-1J-208	1/2	1/2-14	1	.406	2.955	1.800
210-1J-212	5/8	3/4-14	1-5/16	.500	3.000	1.855
212-1J-208	3/4	1/2-14	1-5/16	.625	3.125	1.890
212-1J-212	3/4	3/4-14	1-5/16	.625	3.135	1.885
216-1J-216	1	1 - 11-1/2	1-5/8	.844	3.760	2.300
220-1J-220	1-1/4	1-1/4 - 11-1/2	1-3/4	.937	4.395	2.480

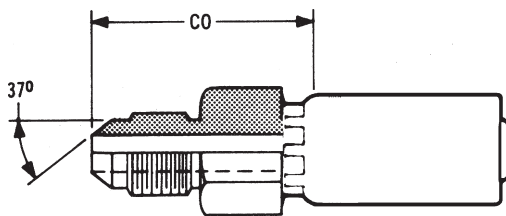
Part Number	Hose I.D.	Thread	Nut Hex	Stem Hex	Stem I.D.	Fitting Length	-CO-Cutoff
204-1J-404	1/4	7/16-20	5/8	9/16	.156	1.995	1.075
204-1J-405	1/4	1/2-20	5/8	11/16	.156	2.065	1.145
204-1J-406	1/4	5/8-18	5/8	3/4	.156	2.130	1.215
206-1J-404	3/8	7/16-20	11/16	9/16	.296	1.995	1.075
206-1J-406	3/8	5/8-18	11/16	3/4	.296	2.115	1.195
206-1J-408	3/8	3/4-16	11/16	7/8	.296	2.180	1.245
208-1J-406	1/2	5/8-18	13/16	3/4	.296	2.413	1.253
208-1J-408	1/2	3/4-16	13/16	7/8	.406	2.460	1.280
208-1J-410	1/2	7/8-14	13/16	1-1/16	.406	2.545	1.395
210-1J-410	5/8	7/8-14	1	1-1/16	.500	2.565	1.415
210-1J-412	5/8	1-1/16 - 14	1	1-1/4	.500	2.690	1.510
212-1J-410	3/4	7/8-14	1-1/16	1-1/16	.625	2.724	1.474
212-1J-412	3/4	1-1/16 - 14	1-1/16	1-1/4	.625	2.805	1.555

One-Piece Bite the Wire Fittings for SAE 100R1AT, 100R2AT, 100R5, 100R16, 100R17, Hydra-Lite I & II, and Hydra-Max

1J

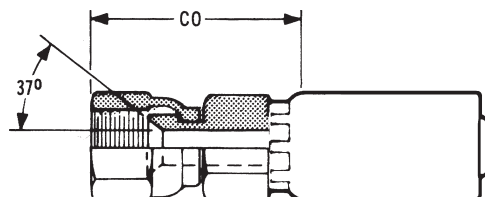


JIC 37° SOLID MALE STEM



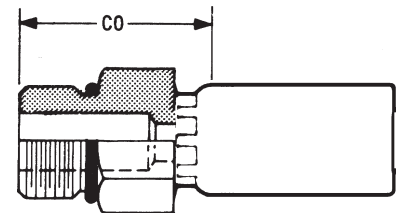
Part Number	Hose I.D.	Thread	Hex	Stem I.D.	Fitting Length	-CO-Cutoff
204-1J-504	1/4	7/16-20	5/8	.156	1.923	1.013
204-1J-505	1/4	1/2-20	5/8	.156	1.939	1.029
204-1J-506	1/4	9/16-18	5/8	.156	1.933	1.023
204-1J-507	1/4	5/8-18	5/8	.156	2.002	1.092
206-1J-506	3/8	9/16-18	11/16	.265	1.965	1.055
206-1J-508	3/8	3/4-16	3/4	.296	2.065	1.155
206-1J-510	3/8	7/8-14	7/8	.296	2.159	1.249
208-1J-508	1/2	3/4-16	13/16	.390	2.378	1.218
208-1J-510	1/2	7/8-14	7/8	.406	2.472	1.312
208-1J-512	1/2	1-1/16 - 12	1-1/16	.406	2.589	1.429
210-1J-508	5/8	3/4-16	1	.390	2.378	1.218
210-1J-510	5/8	7/8-14	1	.468	2.472	1.312
210-1J-512	5/8	1-1/16 - 12	1-1/16	.500	2.651	1.491
212-1J-510	3/4	7/8-14	1-1/16	.468	2.676	1.426
212-1J-512	3/4	1-1/16 - 12	1-1/8	.625	2.793	1.543
212-1J-514	3/4	1-3/16 - 12	1-1/4	.625	2.793	1.543
212-1J-516	3/4	1-5/16 - 12	1-3/8	.625	2.837	1.587
216-1J-516	1	1-5/16 - 12	1-5/8	.844	3.146	1.676
216-1J-520	1	1-5/8 - 12	1-5/8	.844	3.139	1.664
220-1J-520	1-1/4	1-5/8 - 12	1-3/4	1.062	3.932	1.993
220-1J-524	1-1/4	1-7/8 - 12	2	1.062	4.067	2.118

JIC 37° SWIVEL FEMALE STEM



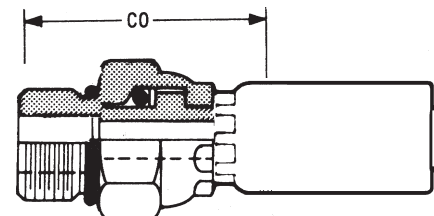
Part Number	Hose I.D.	Thread	Stem Hex	Nut Hex	Stem I.D.	Fitting Length	-CO-Cutoff
204-1J-603	3/16	3/8-24	5/8	1/2	.156	1.983	1.073
204-1J-604	1/4	7/16-20	5/8	9/16	.156	1.995	1.070
204-1J-605	1/4	1/2-20	5/8	11/16	.156	2.050	1.125
204-1J-606	1/4	9/16-18	5/8	3/4	.156	2.035	1.120
206-1J-604	3/8	7/16-20	11/16	9/16	.171	1.984	1.074
206-1J-606	3/8	9/16-18	11/16	3/4	.296	2.030	1.105
206-1J-608	3/8	3/4-16	11/16	7/8	.296	2.165	1.245
206-1J-610	3/8	7/8-14	13/16	1-1/16	.296	2.245	1.345
208-1J-606	1/2	9/16-18	13/16	3/4	.296	2.340	1.165
208-1J-608	1/2	3/4-16	13/16	7/8	.406	2.470	1.310
208-1J-610	1/2	7/8-14	13/16	1-1/16	.406	2.530	1.370
208-1J-612	1/2	1-1/16 - 12	1	1-1/4	.406	2.655	1.505
210-1J-608	5/8	3/4-16	1	7/8	.406	2.455	1.295
210-1J-610	5/8	7/8-14	1	1-1/16	.500	2.565	1.405
210-1J-612	5/8	1-1/16 - 12	1	1-1/4	.500	2.655	1.485
210-1J-614	5/8	1-3/16 - 12	1-1/8	1-3/8	.500	2.685	1.520
212-1J-610	3/4	7/8-14	1-1/16	1-1/16	.500	2.745	1.490
212-1J-612	3/4	1-1/16 - 12	1-1/16	1-1/4	.625	2.810	1.570
212-1J-614	3/4	1-3/16 - 12	1-1/8	1-3/8	.625	2.830	1.585
212-1J-616	3/4	1-5/16 - 12	1-1/4	1-1/2	.625	2.920	1.700
216-1J-612	1	1-1/16 - 12	1-3/8	1-1/4	.718	3.040	1.580
216-1J-614	1	1-3/16 - 12	1-3/8	1-3/8	.844	3.055	1.600
216-1J-616	1	1-5/16 - 12	1-3/8	1-1/2	.844	3.175	1.720
216-1J-620	1	1-5/8 - 12	1-1/2	2	.844	3.175	1.825
220-1J-620	1-1/4	1-5/8 - 12	1-3/4	2	1.062	4.155	2.195

ORB SOLID MALE STEM



Part Number	Hose I.D.	Thread	Hex	Stem I.D.	Fitting Length	-CO-Cutoff
204-1J-704	1/4	7/16-20	5/8	.156	1.737	.827
204-1J-705	1/4	1/2-20	5/8	.156	1.737	.827
204-1J-706	1/4	9/16-18	11/16	.156	1.769	.859
206-1J-704	3/8	7/16-20	11/16	.250	1.769	.859
206-1J-705	3/8	1/2-20	11/16	.296	1.769	.859
206-1J-706	3/8	9/16-18	3/4	.296	1.862	.952
206-1J-708	3/8	3/4-16	7/8	.296	1.937	1.027
206-1J-710	3/8	7/8-14	1	.296	1.972	1.062
206-1J-712	3/8	1-1/16-12	1-1/4	.296	2.128	1.218
208-1J-708	1/2	3/4-16	7/8	.406	2.160	1.000
208-1J-710	1/2	7/8-14	1	.406	2.222	1.062
208-1J-712	1/2	1-1/16 - 12	1-1/4	.406	2.348	1.188
210-1J-708	5/8	3/4-16	1-1/8	.500	2.191	1.031
210-1J-710	5/8	7/8-14	1	.500	2.438	1.278
210-1J-712	5/8	1-1/16 - 12	1-1/4	.500	2.318	1.218
212-1J-710	3/4	7/8-14	1-1/16	.625	2.333	1.083
212-1J-712	3/4	1-1/16 - 12	1-1/4	.625	2.520	1.270
212-1J-714	3/4	1-3/16 - 12	1-3/8	.625	2.520	1.270
212-1J-716	3/4	1-5/16 - 12	1-1/2	.625	2.520	1.270
216-1J-712	1	1-1/16 - 12	1-3/8	.844	2.829	1.359
216-1J-714	1	1-3/16 - 12	1-3/8	.844	2.829	1.359
216-1J-716	1	1-5/16 - 12	1-1/2	.844	2.829	1.359
220-1J-720	1-1/4	1-5/8 - 12	1-3/4	1.062	3.568	1.646

ORB SWIVEL MALE STEM



Leakage may occur at low pressure

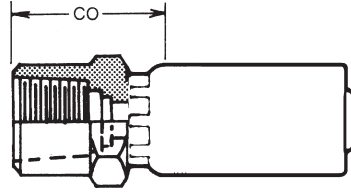
Part Number	Hose I.D.	Thread	Nut Hex	Stem I.D.	Fitting Length	-CO-Cutoff
204-1J-804	1/4	7/16-20	11/16	.156	2.260	1.340
204-1J-805	1/4	1/2-20	11/16	.156	2.260	1.340
204-1J-806	1/4	9/16-18	11/16	.156	2.270	1.365
204-1J-808	1/4	3/4-16	7/8	.156	2.298	1.393
206-1J-806	3/8	9/16-18	11/16	.296	2.320	1.405
206-1J-808	3/8	3/4-16	7/8	.296	2.275	1.365
206-1J-810	3/8	7/8-14	1	.296	2.485	1.570
208-1J-808	1/2	3/4-16	1	.406	2.650	1.500
208-1J-810	1/2	7/8-14	1	.406	2.695	1.535
210-1J-810	5/8	7/8-14	1	.500	2.695	1.535
212-1J-812	3/4	1-1/16 - 12	1-5/16	.625	3.125	1.890
212-1J-814	3/4	1-3/16 - 12	1-5/16	.625	2.960	1.720



1J

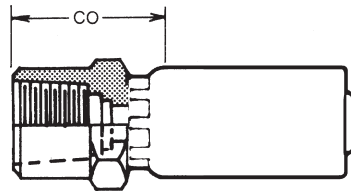
One-Piece Bite the Wire Fittings for SAE 100R1AT, 100R2AT, 100R5, 100R16, 100R17, Hydra-Lite I & II, and Hydra-Max

NPTF SOLID FEMALE STEM



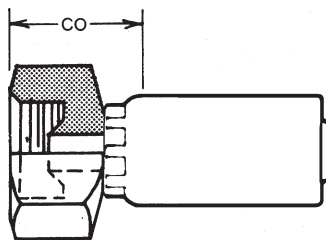
Part Number	Hose I.D.	Thread	Nut Hex	Stem I.D.	Fitting Length	-CO-Cutoff
204-1J-902	1/4	1/8-27	5/8	.156	1.784	.874
204-1J-904	1/4	1/4-18	11/16	.156	1.784	.874
204-1J-906	1/4	3/8-18	13/16	.156	1.972	1.782
206-1J-904	3/8	1/4-18	11/16	.296	1.784	.874
206-1J-906	3/8	3/8-18	13/16	.296	1.847	.937
206-1J-908	3/8	1/2-14	1	.296	2.050	1.140
208-1J-906	1/2	3/8-18	13/16	.406	2.050	1.140
208-1J-908	1/2	1/2-14	1	.406	2.300	1.140
212-1J-912	3/4	3/4-14	1-1/4	.625	2.676	1.426
216-1J-916	1	1 - 11-1/2	1-1/2	.844	3.031	1.561
220-1J-920	1-1/4	1-1/4 - 11-1/2	1-7/8	1.062	3.756	1.834

SOLID FEMALE GREASE FITTING STEM



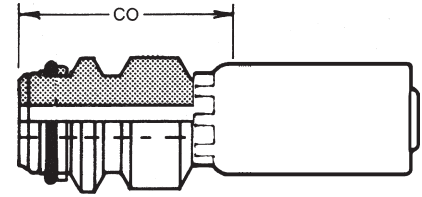
Part Number	Hose I.D.	Thread	Nut Hex	Stem I.D.	Fitting Length	-CO-Cutoff
204-1JSP-908	1/4	1/2-27	1-1/16	.156	1.784	.874
206-1JSP-908	3/8	1/2-27	1-1/16	.296	1.784	.874

45° SOLID FEMALE INVERTED FLARE STEM



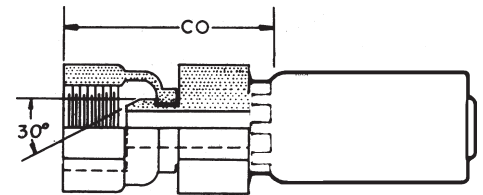
Part Number	Hose I.D.	Thread	Hex	Stem I.D.	Fitting Length	-CO-Cutoff
204-1J-904 IF	1/4	7/16-24	11/16	.156	1.597	.687
204-1J-905 IF	1/4	1/2-20	11/16	.156	1.597	.687
204-1J-906 IF	1/4	5/8-18	3/4	.156	1.597	.687
206-1J-906 IF	3/8	5/8-18	3/4	.296	1.532	.622

MALE "O"-LOK STEM



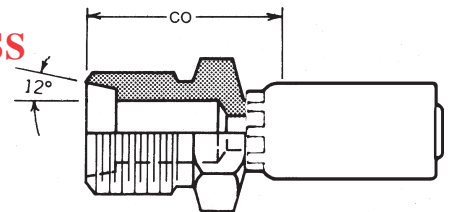
Part Number	Hose I.D.	Male Size	Stem I.D.	Fitting Length	-CO-Cutoff
204-1J-S04	1/4	1/4	.156	2.227	1.317
206-1J-S06	3/8	3/8	.296	2.227	1.317
208-1J-S08	1/2	1/2	.406	2.477	1.287
412-1J-S12	3/4	3/4	.625	2.619	1.369
416-1J-S16	1	1	.843	3.370	1.600
220-1J-S20	1-1/4	1-1/4	1.062	3.683	1.764

NPSM SWIVEL FEMALE STEM



Part Number	Hose I.D.	Thread	Stem Hex	Nut Hex	Stem I.D.	Fitting Length	-CO-Cutoff
204-1J-4 FPX	1/4	1/4-18	5/8	11/16	.156	1.937	1.027
204-1J-6 FPX	1/4	3/8-18	5/8	7/8	.156	2.040	1.143
206-1J-4 FPX	3/8	1/4-18	11/16	11/16	.250	1.960	1.079
206-1J-6 FPX	3/8	3/8-18	11/16	7/8	.296	2.062	1.153
208-1J-8 FPX	1/2	1/2-14	13/16	1	.406	2.390	1.230
212-1J-12 FPX	3/4	3/4-14	1-1/16	1-1/4	.625	2.769	1.519
216-1J-16 FPX	1	1 - 11-1/2	1-3/8	1-1/2	.843	2.980	1.520
220-1J-20 FPX	1-1/4	1-1/4 - 11-1/2	1-3/4	1-7/8	1.062	4.054	1.705

MALE FLARELESS STEM



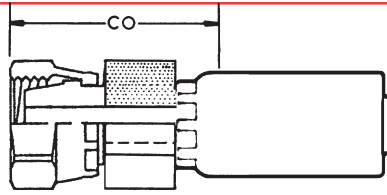
Part Number	Hose I.D.	Thread	Hex	Stem I.D.	Fitting Length	-CO-Cutoff
204-1J-E04	1/4	7/16-20	5/8	.156	1.831	.921
204-1J-E05	1/4	1/2-20	5/8	.156	1.847	.937
204-1J-E06	1/4	9/16-18	5/8	.156	1.847	.937
206-1J-E05	3/8	1/2-20	11/16	.234	1.863	.953
206-1J-E06	3/8	9/16-18	11/16	.296	1.879	.969
206-1J-E08	3/8	3/4-16	13/16	.296	1.971	1.061
208-1J-E08	1/2	3/4-16	13/16	.406	2.285	1.125
208-1J-E10	1/2	7/8-14	1	.406	2.348	1.188

One-Piece Bite the Wire Fittings for SAE 100R1AT, 100R2AT, 100R5, 100R16, 100R17, Hydra-Lite I & II, and Hydra-Max

1J



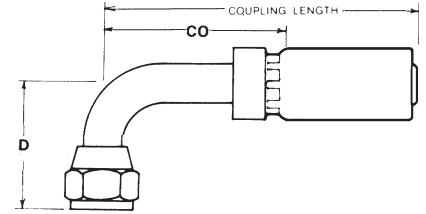
SWIVEL FEMALE FLARELESS 24° CONE



For Flareless Sleeve and Nut

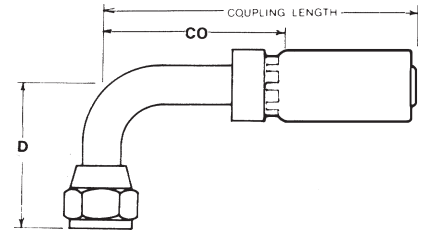
Part Number	Hose I.D.	Thread	Stem Hex	Nut Hex	Stem I.D.	Fitting Length	-CO-Cutoff
204-1JMFx-4	1/4	7/16-20	5/8	9/16	.156	2.122	1.237
204-1JMFx-5	1/4	1/2-20	5/8	11/16	.156		
206-1JMFx-6	3/8	9/16-18	11/16	3/4	.296		
206-1JMFx-8	3/8	3/4-16	11/16	7/8	.296		
208-1JMFx-8	1/2	3/4-16	13/16	7/8	.406		
208-1JMFx-10	1/2	7/8-14	13/16	1-1/16	.406		
208-1JMFx-11	1/2	15/16-16	1	1-1/8	.406		
212-1JMFx-12	3/4	1-1/16-12	1-1/16	1-1/4	.625	3.017	1.777
216-1JMFx-16	1	1-5/16-12	1-3/8	1-1/2	.844	3.487	2.032
216-1JMFxSP-16	1-5/16-16	1-3/8	1-1/2	.844	3.487	2.032	
220-1JMFx-20	1-1/4	1-5/8-12	1-3/4	2	1.062		

SAE 45° SWIVEL FEMALE STEM 90° BENT TUBE SHORT DROP



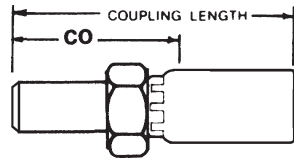
Part Number	Hose I.D.	Thread	Nut Hex	-D-Drop	Fitting Length	-CO-Cutoff
● 206-1JS-466	3/8	5/8-18	3/4	.850	2.575	1.665
● 206-1JS-468	3/8	3/4-16	7/8	1.170	2.670	1.760
● 208-1JS-468	1/2	3/4-16	7/8	1.090	2.780	1.620

SAE 45° SWIVEL FEMALE 90° BENT TUBE MEDIUM DROP



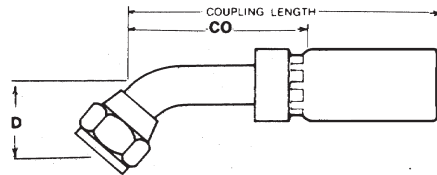
Part Number	Hose I.D.	Thread	Nut Hex	-D-Drop	Fitting Length	-CO-Cutoff
204-1JM-464	1/4	7/16-20	9/16	.880	2.335	1.425
206-1JM-466	3/8	5/8-18	3/4	1.160	2.675	1.765

INCH STAND PIPE



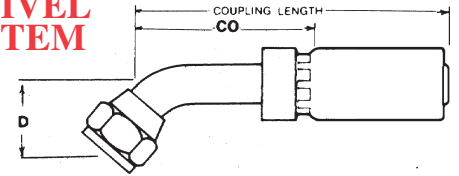
Part Number	Hose I.D.	Tube O.D.	Tube Length	Fitting Length	-CO-Cutoff
204-1JST-4	1/4	1/4	.750	2.222	1.312
204-1JST-6	1/4	3/8	.875	2.347	1.437
406-1JST-6	3/8	3/8	.875	2.472	1.562
406-1JST-8	3/8	1/2	1.000	2.597	1.687
408-1JST-8	1/2	1/2	1.000	2.847	1.687
408-1JST-10	1/2	5/8	1.000	2.847	1.687
410-1JST-12	5/8	3/4	1.125	3.003	1.843
412-1JST-12	3/4	3/4	1.125	3.691	1.836
416-1JST-16	1	1	1.250	4.050	2.000

SAE 45° SWIVEL FEMALE 45° BENT TUBE SHORT DROP



Part Number	Hose I.D.	Thread	Nut Hex	-D-Drop	Fitting Length	-CO-Cutoff
● 206-1JS-486	3/8	5/8-18	3/4	.410	2.925	2.015
● 206-1JS-488	3/8	3/4-16	7/8	.550	3.285	2.365

JIC 37° SWIVEL FEMALE STEM 45° BENT TUBE SHORT DROP



Part Number	Hose I.D.	Thread	Hex	-D-Drop	Fitting Length	-CO-Cutoff
204-1JS-684	1/4	7/16-20	9/16	.330	2.605	1.695
204-1JS-685	1/4	1/2-20	5/8	.360	2.705	1.795
204-1JS-686	1/4	9/16-18	11/16	.410	2.925	2.010
206-1JS-686	3/8	9/16-18	11/16	.410	2.925	2.015
206-1JS-688	3/8	3/4-16	7/8	.550	3.275	2.240
208-1JS-688	1/2	3/4-16	7/8	.550	3.463	2.303
208-1JS-690	1/2	7/8-14	1	.650	3.763	2.603
210-1JS-690	5/8	7/8-14	1	.650	3.785	2.620
210-1JS-692	5/8	1-1/16 - 12	1-1/4	.780	4.045	2.885
212-1JS-692	3/4	1-1/16 - 12	1-1/4	.780	4.145	2.895
212-1JS-694	3/4	1-3/16 - 12	1-3/8	.860	4.405	3.150
212-1JS-696	3/4	1-5/16 - 12	1-1/2	.890	4.555	3.300
216-1JS-692	1	1-1/16 - 12	1-1/4	.780	4.430	2.960
216-1JS-696	1	1-5/16 - 12	1-1/2	.890	4.430	2.960

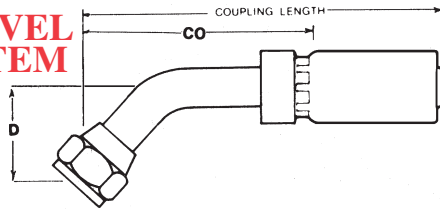
● Indicates change or new product.



1J

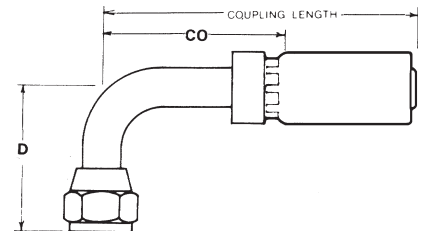
One-Piece Bite the Wire Fittings for SAE 100R1AT, 100R2AT, 100R5, 100R16, 100R17, Hydra-Lite I & II, and Hydra-Max

JIC 37° SWIVEL FEMALE STEM 45° BENT TUBE MEDIUM DROP



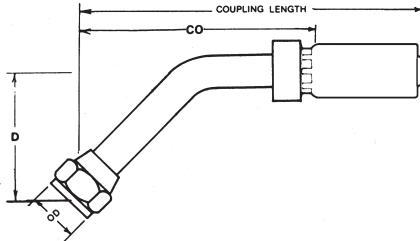
Part Number	Hose I.D.	Thread	Hex	-D-Drop	Fitting Length	-CO-Cutoff
204-1JM-684	1/4	7/16-20	9/16	.470	2.605	1.690
204-1JM-685	1/4	1/2-20	5/8	.590	2.705	1.790
204-1JM-686	1/4	9/16-18	11/16	.590	2.925	2.010
206-1JM-686	3/8	9/16-18	11/16	.590	2.925	2.015
206-1JM-688	3/8	3/4-16	7/8	.690	3.275	2.200
208-1JM-688	1/2	3/4-16	7/8	.690	3.463	2.303
208-1JM-690	1/2	7/8-14	1	.780	3.763	2.600
210-1JM-690	5/8	7/8-14	1	.780	3.785	2.620
210-1JM-692	5/8	1-1/16 - 12	1-1/4	1.060	4.045	2.885
212-1JM-690	3/4	7/8-14	1	.780	3.895	2.640
212-1JM-692	3/4	1-1/16 - 12	1-1/4	1.060	4.145	2.895
212-1JM-696	3/4	1-5/16 - 12	1-1/2	1.160	4.565	3.310
216-1JM-696	1	1-5/16 - 12	1-1/2	1.160	4.780	3.315
420-1JM-698	1-1/4	1-5/8 - 12	2	1.300	6.840	4.920

JIC 37° SWIVEL FEMALE STEM 90° BENT TUBE MEDIUM DROP



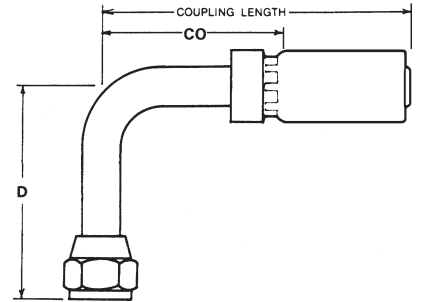
Part Number	Hose I.D.	Thread	Nut Hex	-D-Drop	Fitting Length	-CO-Cutoff
204-1JM-664	1/4	7/16-20	9/16	.880	2.335	1.425
204-1JM-665	1/4	1/2-20	5/8	1.130	2.425	1.515
204-1JM-666	1/4	9/16-18	11/16	1.130	2.575	1.670
206-1JM-666	3/8	9/16-18	11/16	1.130	2.575	1.670
206-1JM-668	3/8	3/4-16	7/8	1.380	2.795	1.885
208-1JM-668	1/2	3/4-16	7/8	1.380	2.983	1.823
208-1JM-670	1/2	7/8-14	1	1.750	3.283	2.123
210-1JM-670	5/8	7/8-14	1	1.750	3.295	2.135
210-1JM-672	5/8	1-1/16 - 12	1-1/4	2.060	3.895	2.730
212-1JM-670	3/4	7/8-14	1	1.750	3.415	2.160
212-1JM-672	3/4	1-1/16 - 12	1-1/4	2.060	4.005	2.755
212-1JM-676	3/4	1-5/16 - 12	1-3/8	2.620	4.495	3.240
216-1JM-676	1	1-5/16 - 12	1-3/8	2.620	4.720	3.250
216-1JM-678	1	1-5/8 - 12	1-1/2	3.400	5.850	4.400
420-1JM-678	1-1/4	1-5/8 - 12	1-1/2	3.500	6.840	4.920

JIC 37° SWIVEL FEMALE STEM 45° BENT TUBE LONG DROP



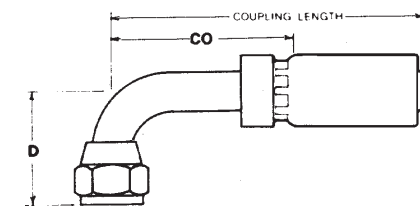
Part Number	Hose I.D.	Thread	Nut Hex	-D-Drop	Fitting Length	-CO-Cutoff
208-1JL-688	1/2	3/4-16	7/8	.700	3.623	2.500
208-1JL-690	1/2	7/8-14	1	.880	3.863	2.700
216-1JL-696	1	1-5/16 - 12	1-1/2	1.330	4.960	3.490

JIC 37° SWIVEL FEMALE STEM 90° BENT TUBE LONG DROP



Part Number	Hose I.D.	Thread	Nut Hex	-D-Drop	Fitting Length	-CO-Cutoff
204-1JL-664	1/4	7/16-20	9/16	1.800	2.335	1.425
204-1JL-665	1/4	1/2-20	5/8	1.800	2.425	1.515
204-1JL-666	1/4	9/16-18	11/16	2.180	2.585	1.675
206-1JL-666	3/8	9/16-18	11/16	2.180	2.575	1.670
206-1JL-668	3/8	3/4-16	7/8	2.430	2.795	1.885
208-1JL-668	1/2	3/4-16	7/8	2.430	2.983	1.823
208-1JL-670	1/2	7/8-14	1	2.570	3.283	2.123
208-1JL-672	1/2	1-1/16-12	1-1/4	3.730	3.893	2.730
210-1JL-670	5/8	7/8-14	1	2.570	3.255	2.135
210-1JL-672	5/8	1-1/16 - 12	1-1/4	3.730	3.895	2.730
212-1JL-672	3/4	1-1/16 - 12	1-1/4	3.730	4.005	2.755
212-1JL-674	3/4	1-3/16 - 12	1-3/8	3.930	4.135	2.885
212-1JL-676	3/4	1-5/16 - 12	1-1/2	4.330	4.495	3.240
216-1JL-674	1	1-3/16 - 12	1-3/8	3.930	4.370	2.890
216-1JL-676	1	1-5/16 - 12	1-1/2	4.330	4.720	3.250

JIC 37° SWIVEL FEMALE STEM 90° BENT TUBE SHORT DROP



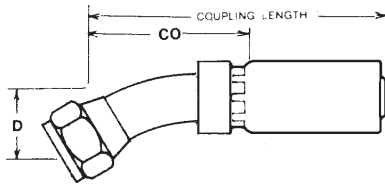
Part Number	Hose I.D.	Thread	Nut Hex	-D-Drop	Fitting Length	-CO-Cutoff
204-1JS-664	1/4	7/16-20	9/16	.780	2.335	1.425
204-1JS-665	1/4	1/2-20	5/8	.900	2.425	1.510
204-1JS-666	1/4	9/16-18	11/16	.850	2.575	1.665
206-1JS-666	3/8	9/16-18	11/16	.850	2.575	1.670
206-1JS-668	3/8	3/4-16	7/8	1.170	2.670	1.755
208-1JS-666	1/2	9/16-18	11/16	.980	2.873	1.740
208-1JS-668	1/2	3/4-16	7/8	1.170	2.920	1.760
208-1JS-670	1/2	7/8-14	1	1.320	3.283	2.123
210-1JS-670	5/8	7/8-14	1	1.320	3.295	2.135
210-1JS-672	5/8	1-1/16 - 12	1-1/4	1.870	3.895	2.730
212-1JS-670	3/4	7/8-14	1	1.320	3.415	2.160
212-1JS-672	3/4	1-1/16 - 12	1-1/4	1.870	4.005	2.755
212-1JS-674	3/4	1-3/16 - 12	1-3/8	2.000	4.375	3.120
212-1JS-676	3/4	1-5/16 - 12	1-1/2	2.240	4.500	3.250
216-1JS-676	1	1-5/16 - 12	1-1/2	2.240	4.720	3.250
420-1JS-678	1-1/4	1-5/8 - 12	1-1/2	3.500	6.840	4.920

One-Piece Bite the Wire Fittings for SAE 100R1AT, 100R2AT, 100R5, 100R16, 100R17, Hydra-Lite I & II, and Hydra-Max

1J

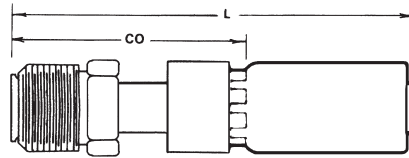


JIC 37° SWIVEL FEMALE STEM 30° BENT TUBE SHORT DROP



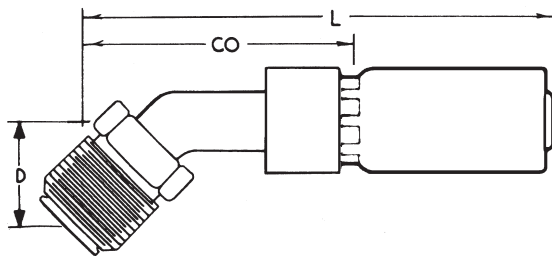
Part Number	Hose I.D.	Thread	Nut Hex	-D-Drop	Fitting Length	-CO-Cutoff
210-1JS-622	5/8	1-1/16 - 12	1-1/4	.480	3.655	2.49

SAE 45° MALE INVERTED SWIVEL STEM STRAIGHT TUBE



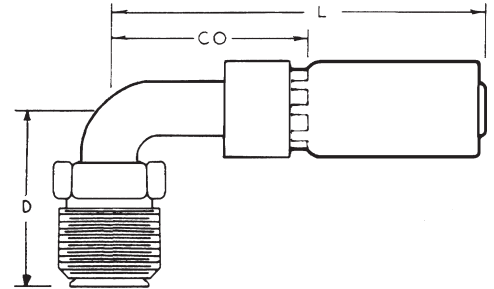
Part Number	Hose I.D.	Thread	Nut Hex	Fitting Length	-CO-Cutoff
204-1J-B03	1/4	3/8-24	3/8	2.415	1.505
204-1J-B04	1/4	7/16-24	7/16	2.475	1.565
204-1J-B05	1/4	1/2-20	1/2	2.595	1.685
206-1J-B04	3/8	7/16-24	7/16	2.475	1.565
206-1J-B05	3/8	1/2-20	1/2	2.595	1.685
206-1J-B06	3/8	5/8-18	5/8	2.635	1.725
206-1J-B07	3/8	11/16-18	11/16	2.715	1.805
206-1J-B08	3/8	3/4-18	3/4	2.835	1.925
208-1J-B06	1/2	5/8-18	5/8	2.883	1.723
208-1J-B08	1/2	3/4-18	3/4	3.083	1.923
208-1J-B10	1/2	7/8-18	7/8	3.143	1.983

SAE 45° MALE INVERTED SWIVEL STEM 45° BENT TUBE



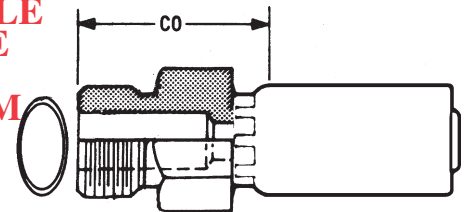
Part Number	Hose I.D.	Thread	Nut Hex	-D-Drop	Fitting Length	-CO-Cutoff
204-1J-B43	1/4	3/8-24	3/8	.530	2.525	1.615
204-1J-B44	1/4	7/16-24	7/16	.570	2.695	1.780
204-1J-B45	1/4	1/2-20	1/2	.650	2.885	1.975
206-1J-B44	3/8	7/16-24	7/16	.570	2.695	1.780
206-1J-B45	3/8	1/2-20	1/2	.650	2.885	1.975
206-1J-B46	3/8	5/8-18	5/8	.710	3.035	2.125
206-1J-B47	3/8	11/16-18	11/16	.760	3.161	2.240
206-1J-B48	3/8	3/4-18	3/4	.850	3.365	2.450
208-1J-B48	1/2	3/4-18	3/4	.850	3.613	2.515
208-1J-B50	1/2	7/8-18	7/8	.960	3.823	2.660
210-1J-B48	5/8	3/4-18	3/4	.850	3.840	2.683

SAE 45° MALE INVERTED SWIVEL STEM 90° BENT TUBE



Part Number	Hose I.D.	Thread	Nut Hex	-D-Drop	Fitting Length	-CO-Cutoff
204-1J-B63	1/4	3/8-24	3/8	.970	2.215	1.300
204-1J-B64	1/4	7/16-24	7/16	1.100	2.415	1.505
204-1J-B65	1/4	1/2-20	1/2	1.280	2.595	1.680
206-1J-B64	3/8	7/16-24	7/16	1.100	2.415	1.500
206-1J-B65	3/8	1/2-20	1/2	1.280	2.595	1.680
206-1J-B66	3/8	5/8-18	5/8	1.450	2.765	1.855
206-1J-B67	3/8	11/16-18	11/16	1.600	2.915	2.005
206-1J-B68	3/8	3/4-18	3/4	1.780	3.095	2.180
208-1J-B68	1/2	3/4-18	3/4	1.780	3.343	2.185
208-1J-B70	1/2	7/8-18	7/8	2.090	3.593	2.430

SOLID MALE FLAT FACE "O" RING SEAL STEM



Part Number	Hose I.D.	Thread	Hex	Stem I.D.	Fitting Length	-CO-Cutoff	"O" Ring Part No.
204-1JFS-04	1/4	9/16-18	5/8	.156	1.764	.850	4 ORFS
204-1JFS-06	1/4	11/16-16	3/4	.156	1.850	.940	6 ORFS
206-1JFS-04	3/8	6/16-18	3/4	.265	1.858	.940	4 ORFS
206-1JFS-06	3/8	11/16-16	3/4	.265	1.850	.940	6 ORFS
206-1JFS-08	3/8	13/16-16	7/8	.265	1.976	1.066	8 ORFS
208-1JFS-06	1/2	11/16-16	7/8	.375	2.163	1.003	6 ORFS
208-1JFS-08	1/2	13/16-16	7/8	.375	2.226	1.065	8 ORFS
208-1JFS-10	1/2	1-14	1	.406	2.363	1.203	10 ORFS
● 208-1JFS-12	1/2	1-3/16-12	1-1/4	.406	2.454	1.294	12 ORFS
210-1JFS-08	5/8	13/16-16	1-1/16	.482	2.257	1.097	8 ORFS
210-1JFS-10	5/8	1-14	1-1/16	.500	2.394	1.235	10 ORFS
210-1JFS-12	5/8	1-13/16-12	1-1/4	.482	2.485	1.325	12 ORFS
412-1JFS-10	3/4	1-14	1-1/4	.609	3.141	1.286	10 ORFS
412-1JFS-12	3/4	1-3/16-12	1-1/4	.609	3.201	1.345	12 ORFS
416-1JFS-16	1	1-7/16-12	1-1/2	.812	3.504	1.455	16 ORFS
220-1JFS-20	1-1/4	1-11/16-12	1-3/4	1.046	3.663	1.740	20 ORFS

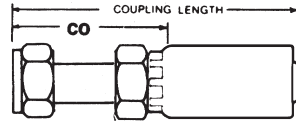
● Indicates change or new product.



1J

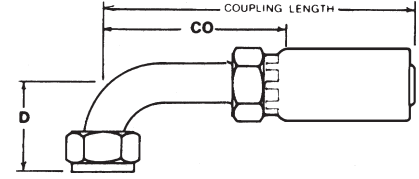
One-Piece Bite the Wire Fittings for SAE 100R1AT, 100R2AT, 100R5, 100R16, 100R17, Hydra-Lite I & II, and Hydra-Max

SWIVEL FEMALE FLAT FACE "O" RING SEAL STEM STRAIGHT



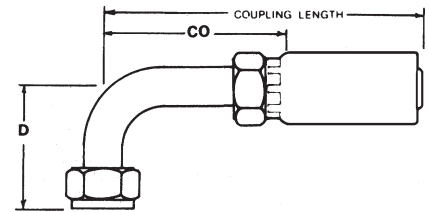
Part Number	Hose I.D.	Thread	Stem Hex	Nut Hex	Fitting Length	-CO-Cutoff
204-1JFSX-04	1/4	9/16-18	5/8	11/16	1.702	.792
204-1JFSX-06	1/4	11/16-16	5/8	13/16	1.727	.817
• 206-1JFSX-04	3/8	9/16-18	11/16	11/16	1.702	.792
206-1JFSX-06	3/8	11/16-16	11/16	13/16	1.727	.817
206-1JFSX-08	3/8	13/16-16	3/4	15/16	1.764	.854
208-1JFSX-06	1/2	11/16-16	7/8	13/16	1.977	.817
208-1JFSX-08	1/2	13/16-16	13/16	15/16	2.062	.902
208-1JFSX-10	1/2	1 - 14	7/8	1-1/8	2.079	.919
208-1JFSX-12	1/2	1-3/16 - 12	1-1/8	1-3/8	2.092	.932
210-1JFSX-10	5/8	1 - 14	1	1-1/8	2.127	.967
210-1JFSX-12	5/8	1-3/16 - 12	1-1/8	1-3/8	2.140	.980
412-1JFSX-08	3/4	13/16-16	1-1/16	15/16	2.856	1.001
412-1JFSX-10	3/4	1 - 14	1-1/16	1-1/8	2.874	1.019
412-1JFSX-12	3/4	1-3/16 - 12	1-1/16	1-3/8	2.887	1.032
412-1JFSX-16	3/4	1-7/16 - 12	1-3/8	1-5/8	3.022	1.167
416-1JFSX-16	1	1-7/16 - 12	1-3/8	1-5/8	3.243	1.193
• 416-1JFSX-20	1	1-11/16 - 12	1-1/2	1-7/8	4.050	2.000
220-1JFSX-20	1-1/4	1-11/16 - 12	1-3/4	1-7/8	4.090	2.167

SWIVEL FEMALE FLAT FACE "O" RING SEAL STEM 90° SHORT DROP



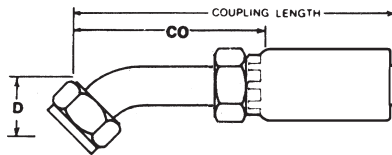
Part Number	Hose I.D.	Thread	Nut Hex	-D-Drop	Fitting Length	-CO-Cutoff
204-1JFSX-A24	1/4	9/16-18	11/16	.820	2.425	1.550
204-1JFSX-A26	1/4	11/16-16	13/16	.900	2.850	1.985
• 206-1JFSX-A24	3/8	9/16-18	11/16	.820	2.460	1.550
206-1JFSX-A26	3/8	11/16-16	13/16	.900	2.750	1.840
206-1JFSX-A28	3/8	13/16-16	15/16	1.150	3.170	2.230
208-1JFSX-A28	1/2	13/16-16	15/16	1.150	2.260	2.215
208-1JFSX-A30	1/2	1 - 14	1-1/8	1.490	3.010	1.850
208-1JFSX-A32	1/2	1-3/16 - 12	1-3/8	1.895	4.000	2.840
210-1JFSX-A30	5/8	1 - 14	1-1/8	1.490	3.400	2.250
210-1JFSX-A32	5/8	1-3/16 - 12	1-3/8	1.895	4.000	2.830
412-1JFSX-A30	3/4	1-14	1-1/8	1.270	4.705	2.850
412-1JFSX-A32	3/4	1-3/16 - 12	1-3/8	1.880	4.705	2.850
• 412-1JFSX-A36	7/8	1-7/16-12	1-5/8	2.200	5.075	3.825
416-1JFSX-A36	1	1-7/16 - 12	1-5/8	2.200	5.875	3.825
220-1JFSX-A40	1-1/4	1-11/16 - 12	1-7/8	2.500	5.825	3.902

SWIVEL FEMALE FLAT FACE "O" RING SEAL STEM 90° MEDIUM DROP



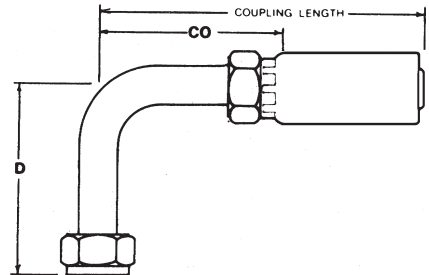
Part Number	Hose I.D.	Thread	Nut Hex	-D-Drop	Fitting Length	-CO-Cutoff
204-1JFSX-J34	1/4	9/16-18	11/16	1.260	2.450	1.550
204-1JFSX-J36	1/4	11/16-16	13/16	1.500	2.850	1.985
206-1JFSX-J36	3/8	11/16-16	13/16	1.500	2.850	1.940
208-1JFSX-J38	1/2	13/16-16	15/16	1.620	3.460	2.300
208-1JFSX-J40	1/2	1 - 14	1-1/8	1.850	3.240	2.319
210-1JFSX-J40	5/8	1 - 14	1-1/8	1.850	3.550	2.350
412-1JFSX-J42	3/4	1-3/16 - 12	1-3/8	2.280	4.575	2.720
416-1JFSX-J46	1	1-7/16 - 12	1-5/8	2.780	5.625	3.550
220-1JFSX-J50	1-1/4	1-11/16 - 12	1-7/8	3.090	5.925	4.025

SWIVEL FEMALE FLAT FACE "O" RING SEAL STEM 45°



Part Number	Hose I.D.	Thread	Nut Hex	-D-Drop	Fitting Length	-CO-Cutoff
204-1JFSX-L64	1/4	9/16-18	11/16	.410	2.450	1.575
• 206-1JFSX-L64	3/8	9/16-18	11/16	.410	2.610	1.700
206-1JFSX-L66	3/8	11/16-16	13/16	.430	2.750	1.840
206-1JFSX-L68	3/8	13/16-16	15/16	.590	3.100	2.190
208-1JFSX-L68	1/2	13/16-16	15/16	.590	3.350	2.190
208-1JFSX-L70	1/2	1-14	1-1/8	.650	3.750	2.590
210-1JFSX-L70	5/8	1-14	1-1/8	.650	3.750	2.590
412-1JFSX-L72	3/4	1-3/16-12	1-3/8	.830	4.525	2.670
416-1JFSX-L76	1	1-7/16-12	1-5/8	.940	5.625	3.575
• 416-1JFSX-L80	1	1-11/16-12	1-7/8	1.000	5.625	3.575
220-1JFSX-L80	1-1/4	1-11/16-12	1-7/8	1.000	5.930	4.007

SWIVEL FEMALE FLAT FACE "O" RING SEAL STEM 90° LONG DROP



Part Number	Hose I.D.	Thread	Nut Hex	-D-Drop	Fitting Length	-CO-Cutoff
204-1JFSX-A64	1/4	9/16-18	11/16	1.800	2.450	1.575
206-1JFSX-A66	3/8	11/16-16	13/16	2.130	2.875	1.965
• 206-1JFSX-A68	3/8	13/16-16	15/16	2.520	3.200	2.290
208-1JFSX-A68	1/2	13/16-16	15/16	2.500	3.450	2.300
210-1JFSX-A70	5/8	1 - 14	1-1/8	2.750	3.730	2.600
412-1JFSX-A72	3/4	1-3/16-12	1-3/8	3.780	4.550	2.750
• 412-1JFSX-A76	7/8	1-7/16-12	1-5/8	.940	4.825	3.575
416-1JFSX-A76	1	1-7/16-12	1-5/8	4.500	5.590	3.540
220-1JFSX-A80	1-1/4	1-11/16-12	1-7/8	5.090	5.875	3.975

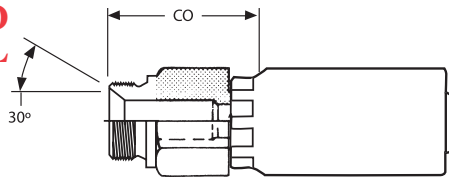
• Indicates change or new product.

One-Piece Bite the Wire British Standard Fittings for SAE 100R1AT, 100R2AT, 100R5, 100R16, 100R17, Hydra-Lite I & II and Hydra-Max

1J

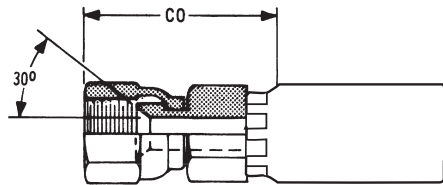


BRITISH STANDARD PARALLEL PIPE BSPP SOLID MALE STEM 30° SEAT



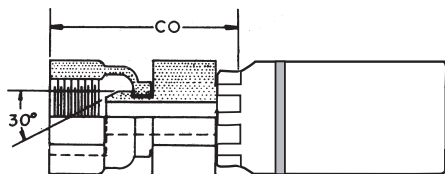
Part Number	Hose I.D.	Thread	Hex	Fitting Length	-CO-Cutoff
204-1JBP-104	1/4	1/4-19	3/4	1.891	.981
206-1JBP-106	3/8	3/8-19	7/8	1.981	1.071
206-1JBP-108	3/8	1/2-14	1-1/16	2.142	1.232
208-1JBP-108	1/2	1/2-14	1-1/16	2.392	1.232
208-1JBP-110	1/2	5/8-14	1-1/8	2.542	1.382
210-1JBP-112	5/8	3/4-14	1-1/4	2.534	1.374
412-1JBP-112	3/4	3/4-14	1-1/4	3.281	1.426
412-1JBP-116	3/4	1-11	1-5/8	3.394	1.539
416-1JBP-116	1	1-11	1-5/8	3.645	1.595
220-1JBP-120	1-1/4	1-1/4-11	2	3.901	1.552

JIS SWIVEL FEMALE STEM 30° SEAT



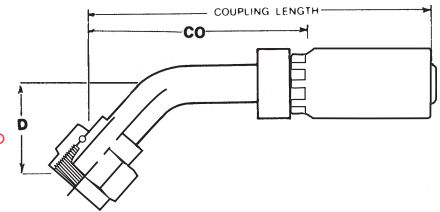
Part Number	Hose I.D.	Thread	Nut Hex	Stem Hex	Fitting Length	-CO-Cutoff
204-1JBP-604	1/4	1/4-19	11/16	5/8	1.937	1.027
206-1JBP-606	3/8	3/8-19	7/8	11/16	2.033	1.123
208-1JBP-608	1/2	1/2-14	1	13/16	2.378	1.218
412-1JBP-612	3/4	3/4-14	1-1/4	1-1/16	3.344	1.489
416-1JBP-616	1	1-11	1-1/2	1-3/8	3.565	1.515
220-1JBP-620	1-1/4	1-1/4-11	1-7/8	1-3/4	4.036	2.114

BRITISH STANDARD PARALLEL PIPE BSPP SWIVEL FEMALE STEM 30° CONE



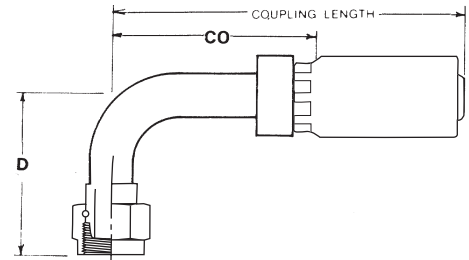
Part Number	Hose I.D.	Thread	Nut Hex	Stem Hex	Fitting Length	-CO-Cutoff
204-1JBPX-4	1/4	1/4-19	11/16	5/8	1.939	1.029
204-1JBPX-6	1/4	3/8-19	7/8	5/8	2.033	1.123
206-1JBPX-6	3/8	3/8-19	7/8	11/16	2.033	1.123
206-1JBPX-8	3/8	1/2-14	1	13/16	2.127	1.217
208-1JBPX-8	1/2	1/2-14	1	13/16	2.377	1.217
208-1JBPX-10	1/2	5/8-14	1-1/16	13/16	2.464	1.304
210-1JBPX-10	5/8	5/8-14	1-1/16	1	2.543	1.383
210-1JBPX-12	5/8	3/4-14	1-1/4	1	2.628	1.468
412-1JBPX-12	3/4	3/4-14	1-1/4	1-1/16	3.344	1.489
412-1JBPX-16	3/4	1-11	1-1/2	1-1/4	3.344	1.489
416-1JBPX-16	1	1-11	1-1/2	1-3/8	3.565	1.515
220-1JBPX-20	1-1/4	1-1/4-11	1-7/8	1-3/4	4.036	2.114

BSPP SWIVEL FEMALE STEM 30° CONE 45° BENT TUBE



Part Number	Hose I.D.	Thread	Nut Hex	-D-Drop	Fitting Length	-CO-Cutoff
204-1JBPX-4 45	1/4	1/4-19	11/16	.500	2.565	1.690
204-1JBPX-6 45	1/4	3/8-19	7/8	.625	2.885	2.010
206-1JBPX-6 45	3/8	3/8-19	7/8	.625	2.885	2.010
206-1JBPX-8 45	3/8	1/2-14	1	.944	3.075	2.200
208-1JBPX-8 45	1/2	1/2-14	1	.750	3.137	2.200
208-1JBPX-10 45	1/2	5/8-14	1-1/16	1.125	3.387	2.450
210-1JBPX-10 45	5/8	5/8-14	1-1/16	.875	3.745	2.620
210-1JBPX-12 45	5/8	3/4-14	1-1/4	1.125	3.875	2.750
412-1JBPX-12 45	3/4	3/4-14	1-1/4	1.125	4.755	2.900
412-1JBPX-16 45	3/4	1-14	1-1/2	1.427	5.139	3.284
416-1JBPX-16 45	1	1-11	1-1/2	1.250	5.360	3.310
416-1JBPX-20 45	1	1-1/4-11	1-7/8	1.500	5.750	3.700
220-1JBPX-20 45	1-1/4	1-1/4-11	1-7/8	1.500	5.456	3.533

BSPP SWIVEL FEMALE STEM 30° CONE 90° BENT TUBE



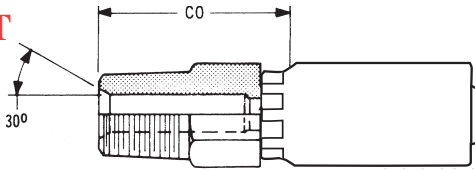
Part Number	Hose I.D.	Thread	Nut Hex	-D-Drop	Fitting Length	-CO-Cutoff
204-1JBPX-4 90	1/4	1/4-19	11/16	1.625	2.390	1.515
204-1JBPX-6 90	1/4	3/8-19	7/8	1.625	2.540	1.665
206-1JBPX-6 90	3/8	3/8-19	7/8	1.625	2.540	1.665
206-1JBPX-8 90	3/8	1/2-14	1	1.750	2.755	1.880
208-1JBPX-8 90	1/2	1/2-14	1	1.750	2.817	1.880
208-1JBPX-10 90	1/2	5/8-14	1-1/16	2.000	3.057	2.120
210-1JBPX-10 90	5/8	5/8-14	1-1/16	2.000	3.265	2.140
210-1JBPX-12 90	5/8	3/4-14	1-1/4	2.250	3.265	2.140
412-1JBPX-12 90	3/4	3/4-14	1-1/4	2.250	4.610	2.755
412-1JBPX-16 90	3/4	1-14	1-1/2	2.875	4.719	2.864
416-1JBPX-16 90	1	1-11	1-1/2	2.250	4.940	2.890
416-1JBPX-20 90	1	1-1/4-11	1-7/8	3.000	6.803	4.753
220-1JBPX-20 90	1-1/4	1-1/4-11	1-7/8	4.500	6.843	4.920



1J

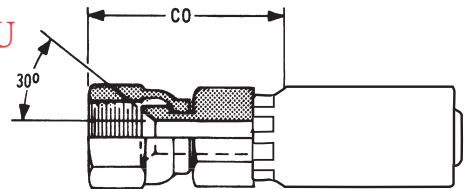
One-Piece Bite the Wire British Standard Fittings for SAE 100R1AT, 100R2AT, 100R5, 100R16, 100R17, Hydra-Lite I & II and Hydra-Max

BRITISH STANDARD TAPERED PIPE BSPT SOLID MALE STEM 30° SEAT



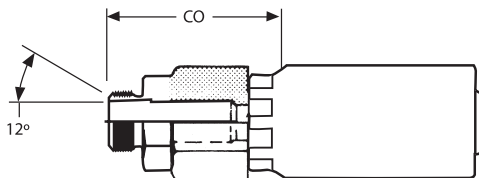
Part Number	Hose I.D.	Thread	Hex	Fitting Length	-CO-Cutoff
204-1JBT-104	1/4	1/4-19	5/8	1.875	.965
204-1JBT-106	1/4	3/8-19	11/16	1.875	.965
206-1JBT-106	3/8	3/8-19	11/16	1.906	.996
208-1JBT-108	1/2	1/2-14	7/8	2.316	1.156
412-1JBT-112	3/4	3/4-14	1-1/16	3.197	1.342
416-1JBT-116	1	1-11	1-3/8	3.603	1.553

KOMATSU SWIVEL FEMALE STEM 30° SEAT



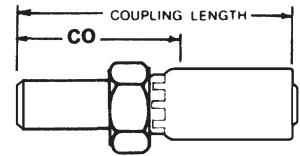
Part Number	Hose I.D.	Thread	Nut Hex	Stem Hex	Fitting Length	-CO-Cutoff
204-1JKU-614	1/4	14MM X 1.5	3/4	5/8	2.035	1.125
204-1JKU-618	1/4	18MM X 1.5	7/8	11/16	2.158	1.248
206-1JKU-618	3/8	18MM X 1.5	7/8	11/16	2.158	1.248
208-1JKU-622	1/2	22MM X 1.5	1-1/16	13/16	2.545	1.385
208-1JKU-624	1/2	24MM X 1.5	1-1/4	1	2.631	1.471
210-1JKU-624	5/8	24MM X 1.5	1-1/4	1	2.662	1.502
412-1JKU-630	3/4	30MM X 1.5	1-1/2	1-1/4	3.584	1.729
416-1JKU-633	1	33MM X 1.5	1-5/8	1-3/8	3.805	1.755
220-1JKU-636	1-1/4	36MM X 1.5	1-3/4	1-3/4	4.198	2.276
224-1JKU-642	1-1/2	42MM X 1.5	2-1/4	2	4.795	2.457

SOLID MALE STEM DIN 20078 LIGHT 12° SEAT



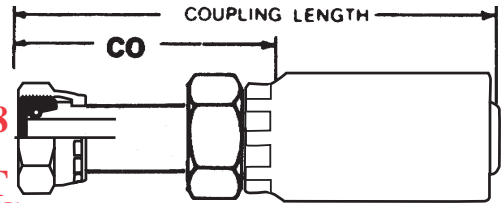
Part Number	Hose I.D.	Thread	Hex	Fitting Length	-CO-Cutoff
204-1JDL-112	1/4	12MM X 1.5	1/2	1.793	.883
204-1JDL-114	1/4	14MM X 1.5	5/8	1.793	.883
204-1JDL-116	1/4	16MM X 1.5	11/16	1.793	.883
206-1JDL-116	3/8	16MM X 1.5	11/16	1.824	.914
206-1JDL-118	3/8	18MM X 1.5	3/4	1.824	.914
206-1JDL-122	3/8	22MM X 1.5	7/8	1.910	1.000
208-1JDL-122	1/2	22MM X 1.5	7/8	2.222	1.062
208-1JDL-126	1/2	26MM X 1.5	1-1/16	2.222	1.062
210-1JDL-126	5/8	26MM X 1.5	1-1/16	2.253	1.093
412-1JDL-126	3/4	26MM X 1.5	1-1/16	3.031	1.176
412-1JDL-130	3/4	30MM X 2	1-1/4	3.081	1.226
412-1JDL-136	3/4	36MM X 2	1-1/2	3.231	1.376
416-1JDL-136	1	36MM X 2	1-1/2	3.515	1.465

METRIC STAND PIPE



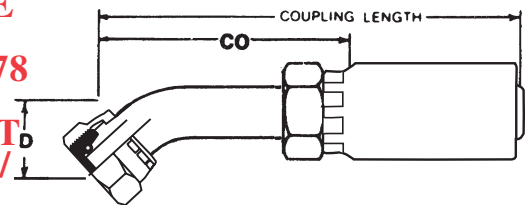
Part Number	Hose I.D.	Din Tube O.D. (MM)	Tube Length	Fitting Length	-CO-Cutoff
204-1JST-6M	1/4	6	.750	2.187	1.312
204-1JST-8M	1/4	8	.875	2.312	1.437
204-1JST-10M	1/4	10	.875		
406-1JST-10M	3/8	10	.875	2.472	1.562
406-1JST-12M	3/8	12	1.000	2.597	1.687
406-1JST-14M	3/8	14	1.000		
408-1JST-15M	1/2	15	1.000	2.847	1.687
408-1JST-16M	1/2	16	1.000	2.847	1.687
408-1JST-18M	1/2	18	1.125		
410-1JST-18M	5/8	18	1.125	3.003	1.843
410-1JST-20M	5/8	20	1.125		
412-1JST-20M	3/4	20	1.125	3.691	1.836
412-1JST-22M	3/4	22	1.250		
412-1JST-25M	3/4	25	1.250		
416-1JST-25M	1	25	1.250	4.050	2.000
416-1JST-28M	1	28	1.250		
416-1JST-30M	1	30	1.250		

METRIC SWIVEL FEMALE STEM DIN 20078 LIGHT STRAIGHT W/ O-RING



Part Number	Hose I.D.	Thread	DIN Tube O.D.(mm)	Nut Hex (mm)	Fitting Length	-CO-Cutoff
204-1JDL-612	1/4	12MM X 1.5	6	17	1.850	.940
204-1JDL-614	1/4	14MM X 1.5	8	17	1.811	.901
204-1JDL-616	1/4	16MM X 1.5	10	19	1.831	.921
206-1JDL-616	3/8	16MM X 1.5	10	19	1.831	.921
206-1JDL-618	3/8	18MM X 1.5	12	22	1.870	.960
206-1JDL-622	3/8	22MM X 1.5	15	27	2.008	1.098
208-1JDL-622	1/2	22MM X 1.5	15	27	2.244	1.084
210-1JDL-626	5/8	26MM X 1.5	18	32	2.264	1.104

METRIC SWIVEL FEMALE STEM DIN 20078 LIGHT 45° BENT TUBE W/ O-RING



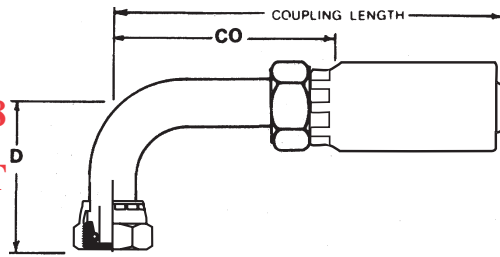
Part Number	Hose I.D.	Thread	DIN Tube O.D.(mm)	Nut Hex (mm)	-D-Drop	Fitting Length	-CO-Cutoff
204-1JDL-614 45	1/4	14MM X 1.5	8	17	.748	2.402	1.492
204-1JDL-616 45	1/4	16MM X 1.5	10	19	.748	2.402	1.492
206-1JDL-616 45	3/8	16MM X 1.5	10	19	.827	2.638	1.728
206-1JDL-618 45	3/8	18MM X 1.5	12	22	.846	2.677	1.767
208-1JDL-622 45	1/2	22MM X 1.5	15	27	.984	3.189	2.029
210-1JDL-626 45	5/8	26MM X 1.5	18	32	1.063	3.445	2.285

One-Piece Bite the Wire British Standard Fittings for SAE 100R1AT, 100R2AT, 100R5, 100R16, 100R17, Hydra-Lite I & II and Hydra-Max

1J

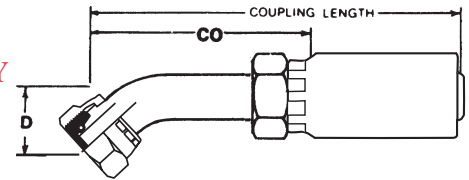


METRIC SWIVEL FEMALE STEM DIN 20078 LIGHT 90° BENT TUBE W/ O-RING



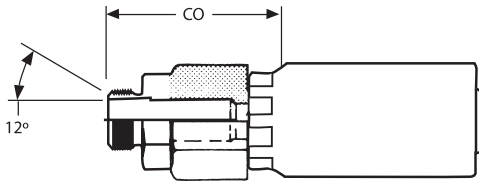
Part Number	Hose I.D.	Thread	DIN Tube O.D.(mm)	Nut Hex (mm)	-D-Drop	Fitting Length	-CO-Cutoff
204-1JDL-612 90	1/4	12MM X 1.5	6	17	1.417	1.969	1.059
204-1JDL-614 90	1/4	14MM X 1.5	8	17	1.378	1.929	1.019
204-1JDL-616 90	1/4	16MM X 1.5	10	19	1.358	1.969	1.059
206-1JDL-616 90	3/8	16MM X 1.5	10	19	1.575	2.244	1.334
206-1JDL-618 90	3/8	18MM X 1.5	12	22	1.614	2.244	1.334
206-1JDL-622 90	3/8	22MM X 1.5	15	27	1.713	2.244	1.334
208-1JDL-622 90	1/2	22MM X 1.5	15	27	1.890	2.717	1.557
208-1JDL-626 90	1/2	26MM X 1.5	18	32	1.772	2.717	1.557
210-1JDL-626 90	5/8	26MM X 1.5	18	32	2.185	3.071	1.911

METRIC SWIVEL FEMALE STEM DIN 20078 HEAVY 45° BENT TUBE W/ O-RING & 12/30° UNIV. CONE



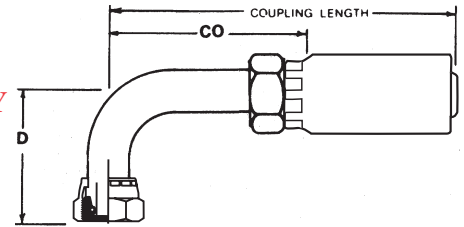
Part Number	Hose I.D.	Thread	DIN Tube O.D.(mm)	Nut Hex (mm)	-D-Drop	Fitting Length	-CO-Cutoff
204-1JDH-618 45	1/4	18MM X 1.5	10	22	.807	2.421	1.511
206-1JDH-620 45	3/8	20MM X 1.5	12	24	.984	2.815	1.905
206-1JDH-622 45	3/8	22MM X 1.5	14	27	.906	2.736	1.826
208-1JDH-624 45	1/2	24MM X 1.5	16	30	.945	3.150	1.990
210-1JDH-630 45	5/8	30MM X 2	20	36	1.240	3.622	2.462

SOLID MALE STEM DIN 20078 HEAVY 12° SEAT



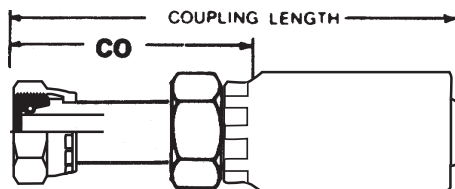
Part Number	Hose I.D.	Thread	Hex	Fitting Length	-CO-Cutoff
204-1JDH-116	1/4	16MM X 1.5	11/16	1.793	.883
204-1JDH-118	1/4	18MM X 1.5	3/4	1.793	.883
206-1JDH-120	3/8	20MM X 1.5	7/8	1.870	.960
206-1JDH-122	3/8	22MM X 1.5	7/8	1.910	1.000
208-1JDH-124	1/2	24MM X 1.5	1	2.272	1.112
210-1JDH-130	5/8	30MM X 2	1-3/16	2.303	1.143
412-1JDH-130	3/4	30MM X 2	1-3/16	3.081	1.226
412-1JDH-136	3/4	36MM X 2	1-1/2	3.231	1.376
416-1JDH-136	1	36MM X 2	1-1/2	3.515	1.465
416-1JDH-142	1	42MM X 2	1.3/4	3.615	1.565

METRIC SWIVEL FEMALE STEM DIN 20078 HEAVY 90° BENT TUBE W/ O-RING & 12/30° UNIV. CONE



Part Number	Hose I.D.	Thread	DIN Tube O.D.(mm)	Nut Hex (mm)	-D-Drop	Fitting Length	-CO-Cutoff
204-1JDH-616 90	1/4	16MM X 1.5	8	19	1.378	1.929	1.019
204-1JDH-618 90	1/4	18MM X 1.5	10	22	1.437	1.929	1.019
206-1JDH-618 90	3/8	18MM X 1.5	10	22	1.594	2.244	1.334
206-1JDH-620 90	3/8	20MM X 1.5	12	24	1.811	2.244	1.334
206-1JDH-622 90	3/8	22MM X 1.5	14	27	1.693	2.244	1.334
208-1JDH-624 90	1/2	24MM X 1.5	16	30	1.831	2.717	1.557
210-1JDH-630 90	5/8	30MM X 2	20	36	2.461	3.071	1.911

METRIC SWIVEL FEMALE STEM DIN 20078 HEAVY STRAIGHT W/ O-RING & 12/30° UNIV. CONE



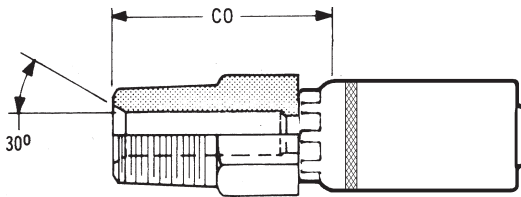
Part Number	Hose I.D.	Thread	DIN Tube O.D.(mm)	Nut Hex (mm)	Fitting Length	-CO-Cutoff
204-1JDH-616	1/4	16MM X 1.5	8	19	1.850	.940
204-1JDH-618	1/4	18MM X 1.5	10	22	1.890	.980
206-1JDH-618	3/8	18MM X 1.5	10	22	1.890	.980
206-1JDH-620	3/8	20MM X 1.5	12	24	2.106	1.196
206-1JDH-622	3/8	22MM X 1.5	14	27	1.969	1.059
208-1JDH-624	1/2	24MM X 1.5	16	30	2.165	1.005
210-1JDH-630	5/8	30MM X 2	20	36	2.520	1.360



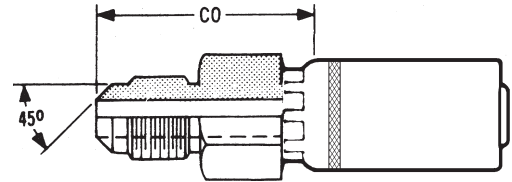
1P

One-Piece Compression Fittings for SAE 100R1, 100R7, 100R8

NPTF SOLID MALE STEM



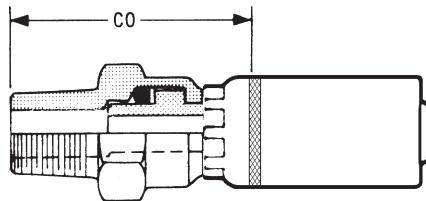
SAE 45° SOLID MALE STEM



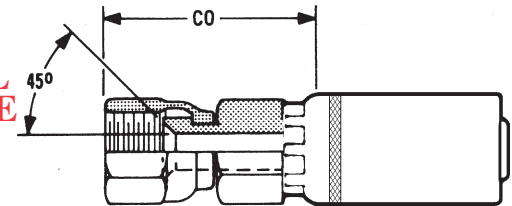
Part Number	Hose I.D.	Thread	Hex	Stem I.D.	Fitting Length	-CO-Cutoff
204-1P-102	1/4	1/8-27	5/8	.156	1.784	.874
204-1P-104	1/4	1/4-18	5/8	.156	1.940	1.030
204-1P-106	1/4	3/8-18	11/16	.156	1.940	1.030
204-1P-108	1/4	1/2-14	7/8	.156	2.175	1.265
206-1P-104	3/8	1/4-18	11/16	.296	1.971	1.061
206-1P-106	3/8	3/8-18	11/16	.296	1.971	1.061
206-1P-108	3/8	1/2-14	7/8	.296	2.222	1.312
208-1P-106	1/2	3/8-18	13/16	.406	2.472	1.312
208-1P-108	1/2	1/2-14	7/8	.406	2.472	1.312
208-1P-112	1/2	3/4-14	1-1/16	.406	2.534	1.374
212-1P-108	3/4	1/2-14	1-1/8	.562	2.614	1.364
212-1P-112	3/4	3/4-14	1-1/16	.625	2.676	1.526
212-1P-116	3/4	1 - 11-1/2	1-3/8	.625	2.926	1.676
216-1P-112	1	3/4-14	1-3/8	.717	2.922	1.452
216-1P-116	1	1 - 11-1/2	1-3/8	.843	3.172	1.702

Part Number	Hose I.D.	Thread	Hex	Stem I.D.	Fitting Length	-CO-Cutoff
204-1P-303	1/4	3/8-24	5/8	.156	1.815	.905
204-1P-304	1/4	7/16-20	5/8	.156	1.878	.968
204-1P-305	1/4	1/2-20	5/8	.156	1.939	1.029
206-1P-306	3/8	5/8-18	11/16	.296	2.002	1.092
206-1P-308	3/8	3/4-16	11/16	.296	2.159	1.249
208-1P-308	1/2	3/4-16	13/16	.406	2.472	1.312
208-1P-310	1/2	7/8-14	7/8	.406	2.602	1.442
212-1P-312	3/4	1-1/16 - 14	1-1/8	.625	2.926	1.676

NPTF SWIVEL MALE STEM



SAE 45° SWIVEL FEMALE STEM



Leakage may occur at low pressure

Part Number	Hose I.D.	Thread	Nut Hex	Stem I.D.	Fitting Length	-CO-Cutoff
204-1P-202	1/4	1/8-27	1/2	.156	2.002	1.092
204-1P-204	1/4	1/4-18	11/16	.156	2.365	1.440
204-1P-206	1/4	3/8-18	13/16	.156	2.515	1.625
204-1P-208	1/4	1/2-14	7/8	.156	2.705	1.795
206-1P-204	3/8	1/4-18	11/16	.296	2.510	1.605
206-1P-206	3/8	3/8-18	13/16	.296	2.510	1.625
206-1P-208	3/8	1/2-14	7/8	.296	2.700	1.810
208-1P-206	1/2	3/8-18	1	.406	2.755	1.605
208-1P-208	1/2	1/2-14	1	.406	2.955	1.800
212-1P-208	3/4	1/2-14	1-5/16	.625	3.125	1.890
212-1P-212	3/4	3/4-14	1-5/16	.625	3.135	1.885
216-1P-216	1	1 - 11-1/2	1-5/8	.844	3.760	2.300

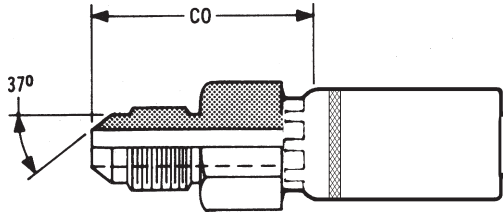
Part Number	Hose I.D.	Thread	Nut Hex	Stem Hex	Stem I.D.	Fitting Length	-CO-Cutoff
204-1P-404	1/4	7/16-20	5/8	9/16	.156	1.995	1.075
204-1P-405	1/4	1/2-20	5/8	11/16	.156	2.065	1.145
204-1P-406	1/4	5/8-18	5/8	3/4	.156	2.130	1.215
206-1P-404	3/8	7/16-20	11/16	9/16	.296	1.995	1.075
206-1P-406	3/8	5/8-18	11/16	3/4	.296	2.115	1.195
206-1P-408	3/8	3/4-16	11/16	7/8	.296	2.180	1.245
208-1P-406	1/2	5/8-18	13/16	3/4	.296	2.413	1.253
208-1P-408	1/2	3/4-16	13/16	7/8	.406	2.460	1.280
208-1P-410	1/2	7/8-14	13/16	1-1/16	.406	2.545	1.395
212-1P-410	3/4	7/8-14	1-1/16	1-1/16	.625	2.724	1.474
212-1P-412	3/4	1-1/16 - 14	1-1/16	1-1/4	.625	2.805	1.555

One-Piece Compression Fittings for SAE 100R1, 100R7, 100R8

1P

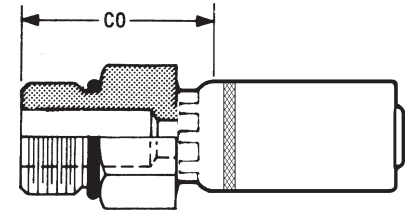


JIC 37° SOLID MALE STEM



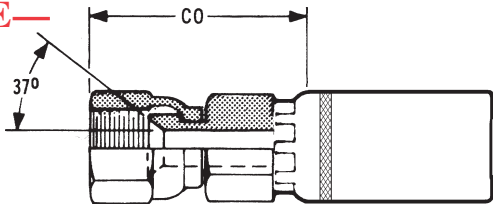
Part Number	Hose I.D.	Thread	Hex	Stem I.D.	Fitting Length	-CO-Cutoff
204-1P-504	1/4	7/16-20	5/8	.156	1.923	1.013
204-1P-505	1/4	1/2-20	5/8	.156	1.939	1.029
204-1P-506	1/4	9/16-18	5/8	.156	1.933	1.023
204-1P-507	1/4	5/8-18	5/8	.156	2.002	1.092
206-1P-506	3/8	9/16-18	11/16	.265	1.965	1.055
206-1P-508	3/8	3/4-16	3/4	.296	2.065	1.155
206-1P-510	3/8	7/8-14	7/8	.296	2.159	1.249
208-1P-508	1/2	3/4-16	13/16	.390	2.378	1.218
208-1P-510	1/2	7/8-14	7/8	.406	2.472	1.312
208-1P-512	1/2	1-1/16 - 12	1-1/16	.406	2.589	1.429
212-1P-510	3/4	7/8-14	1-1/16	.468	2.676	1.426
212-1P-512	3/4	1-1/16 - 12	1-1/8	.625	2.793	1.543
212-1P-514	3/4	1-3/16 - 12	1-1/4	.625	2.793	1.543
212-1P-516	3/4	1-5/16 - 12	1-3/8	.625	2.837	1.587
216-1P-516	1	1-5/16 - 12	1-5/8	.844	3.146	1.676
216-1P-520	1	1-5/8 - 12	1-5/8	.844	3.139	1.664

ORB SOLID MALE STEM



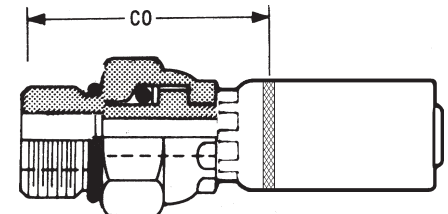
Part Number	Hose I.D.	Thread	Hex	Stem I.D.	Fitting Length	-CO-Cutoff
204-1P-704	1/4	7/16-20	5/8	.156	1.737	.827
204-1P-705	1/4	1/2-20	5/8	.156	1.737	.827
204-1P-706	1/4	9/16-18	11/16	.156	1.769	.859
206-1P-704	3/8	7/16-20	11/16	.250	1.769	.859
206-1P-705	3/8	1/2-20	11/16	.296	1.769	.859
206-1P-706	3/8	9/16-18	3/4	.296	1.862	.952
206-1P-708	3/8	3/4-16	7/8	.296	1.937	1.027
206-1P-710	3/8	7/8-14	1	.296	1.972	1.062
206-1P-712	3/8	1-1/16-12	1-1/4	.296	2.128	1.218
208-1P-708	1/2	3/4-16	7/8	.406	2.160	1.000
208-1P-710	1/2	7/8-14	1	.406	2.222	1.062
208-1P-712	1/2	1-1/16 - 12	1-1/4	.406	2.348	1.188
212-1P-710	3/4	7/8-14	1-1/16	.625	2.333	1.083
212-1P-712	3/4	1-1/16 - 12	1-1/4	.625	2.520	1.270
212-1P-714	3/4	1-3/16 - 12	1-3/8	.625	2.520	1.270
212-1P-716	3/4	1-5/16 - 12	1-1/2	.625	2.520	1.270
216-1P-712	1	1-1/16 - 12	1-3/8	.844	2.829	1.359
216-1P-714	1	1-3/16 - 12	1-3/8	.844	2.829	1.359
216-1P-716	1	1-5/16 - 12	1-1/2	.844	2.829	1.359

JIC 37° SWIVEL FEMALE STEM



Part Number	Hose I.D.	Thread	Stem Hex	Nut Hex	Stem I.D.	Fitting Length	-CO-Cutoff
204-1P-603	3/16	3/8-24	5/8	1/2	.156	1.983	1.073
204-1P-604	1/4	7/16-20	5/8	9/16	.156	1.995	1.070
204-1P-605	1/4	1/2-20	5/8	11/16	.156	2.050	1.125
204-1P-606	1/4	9/16-18	5/8	3/4	.156	2.035	1.120
206-1P-604	3/8	7/16-20	11/16	9/16	.171	1.984	1.074
206-1P-606	3/8	9/16-18	11/16	3/4	.296	2.030	1.105
206-1P-608	3/8	3/4-16	11/16	7/8	.296	2.165	1.245
206-1P-610	3/8	7/8-14	13/16	1-1/16	.296	2.245	1.345
208-1P-606	1/2	9/16-18	13/16	3/4	.296	2.340	1.165
208-1P-608	1/2	3/4-16	13/16	7/8	.406	2.470	1.310
208-1P-610	1/2	7/8-14	13/16	1-1/16	.406	2.530	1.370
208-1P-612	1/2	1-1/16 - 12	1	1-1/4	.406	2.655	1.505
212-1P-610	3/4	7/8-14	1-1/16	1-1/16	.500	2.745	1.490
212-1P-612	3/4	1-1/16 - 12	1-1/16	1-1/4	.625	2.810	1.570
212-1P-614	3/4	1-3/16 - 12	1-1/8	1-3/8	.625	2.830	1.585
212-1P-616	3/4	1-5/16 - 12	1-1/4	1-1/2	.625	2.920	1.700
216-1P-612	1	1-1/16 - 12	1-3/8	1-1/4	.718	3.040	1.580
216-1P-614	1	1-3/16 - 12	1-3/8	1-3/8	.844	3.055	1.600
216-1P-616	1	1-5/16 - 12	1-3/8	1-1/2	.844	3.175	1.720
216-1P-620	1	1-5/8 - 12	1-1/2	2	.844	3.175	1.825

ORB SWIVEL MALE STEM



Leakage may occur at low pressure

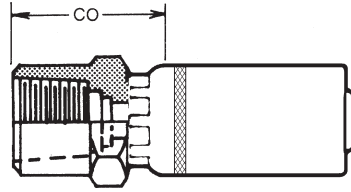
Part Number	Hose I.D.	Thread	Nut Hex	Stem I.D.	Fitting Length	-CO-Cutoff
204-1P-804	1/4	7/16-20	11/16	.156	2.260	1.340
204-1P-805	1/4	1/2-20	11/16	.156	2.260	1.340
204-1P-806	1/4	9/16-18	11/16	.156	2.270	1.365
206-1P-806	3/8	9/16-18	11/16	.296	2.320	1.405
206-1P-808	3/8	3/4-16	7/8	.296	2.275	1.365
206-1P-810	3/8	7/8-14	1	.296	2.485	1.570
208-1P-808	1/2	3/4-16	1	.406	2.650	1.500
208-1P-810	1/2	7/8-14	1	.406	2.695	1.535
212-1P-812	3/4	1-1/16 - 12	1-5/16	.625	3.125	1.890
212-1P-814	3/4	1-3/16 - 12	1-5/16	.625	2.960	1.720



1P

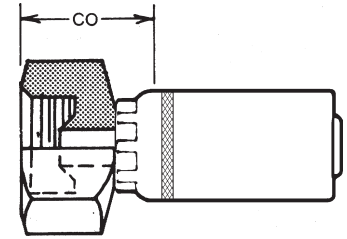
One-Piece Compression Fittings for SAE 100R1, 100R7, 100R8

NPTF SOLID FEMALE STEM



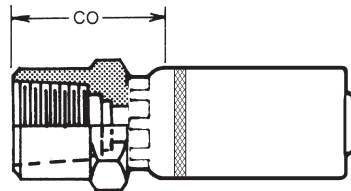
Part Number	Hose I.D.	Thread	Nut Hex	Stem I.D.	Fitting Length	-CO-Cutoff
204-1P-902	1/4	1/8-27	5/8	.156	1.784	.874
204-1P-904	1/4	1/4-18	11/16	.156	1.784	.874
204-1P-906	1/4	3/8-18	13/16	.156	1.972	1.782
206-1P-904	3/8	1/4-18	11/16	.296	1.784	.874
206-1P-906	3/8	3/8-18	13/16	.296	1.847	.937
206-1P-908	3/8	1/2-14	1	.296	2.050	1.140
208-1P-906	1/2	3/8-18	13/16	.406	2.050	1.140
208-1P-908	1/2	1/2-14	1	.406	2.300	1.140
212-1P-912	3/4	3/4-14	1-1/4	.625	2.676	1.426
216-1P-916	1	1 - 11-1/2	1-1/2	.844	3.031	1.561

45° SOLID FEMALE INVERTED FLARE STEM



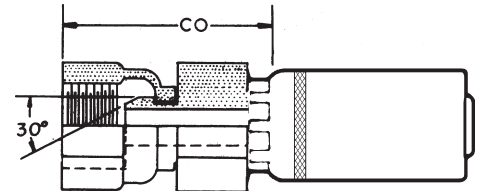
Part Number	Hose I.D.	Thread	Hex	Stem I.D.	Fitting Length	-CO-Cutoff
204-1P-904 IF	1/4	7/16-24	11/16	.156	1.597	.687
204-1P-905 IF	1/4	1/2-20	11/16	.156	1.597	.687
204-1P-906 IF	1/4	5/8-18	3/4	.156	1.597	.687
206-1P-906 IF	3/8	5/8-18	3/4	.296	1.532	.622

SOLID FEMALE GREASE FITTING STEM



Part Number	Hose I.D.	Thread	Nut Hex	Stem I.D.	Fitting Length	-CO-Cutoff
204-1PSP-908	1/4	1/2-27	1-1/16	.156	1.784	.874
206-1PSP-908	3/8	1/2-27	1-1/16	.296	1.784	.874

NPSM SWIVEL FEMALE STEM



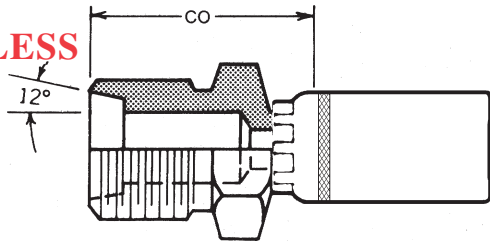
Part Number	Hose I.D.	Thread	Stem Hex	Nut Hex	Stem I.D.	Fitting Length	-CO-Cutoff
204-1P-4 FPX	1/4	1/4-18	5/8	11/16	.156	1.937	1.027
204-1P-6 FPX	1/4	3/8-18	5/8	7/8	.156	2.040	1.143
206-1P-4 FPX	3/8	1/4-18	11/16	11/16	.250	1.960	1.079
206-1P-6 FPX	3/8	3/8-18	11/16	7/8	.296	2.062	1.153
208-1P-8 FPX	1/2	1/2-14	13/16	1	.406	2.390	1.230
212-1P-12 FPX	3/4	3/4-14	1-1/16	1-1/4	.625	2.769	1.519
216-1P-16 FPX	1	1 - 11-1/2	1-3/8	1-1/2	.843	2.980	1.520

One-Piece Compression Fittings for SAE 100R1, 100R7, 100R8

1P

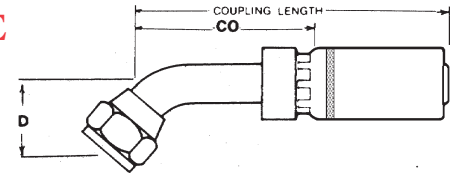


MALE FLARELESS STEM



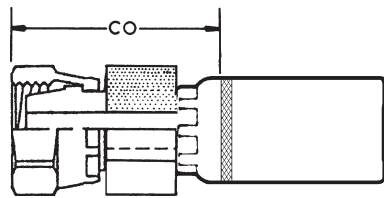
Part Number	Hose I.D.	Thread	Hex	Stem I.D.	Fitting Length	-CO-Cutoff
204-1P-E04	1/4	7/16-20	5/8	.156	1.831	.921
204-1P-E06	1/4	9/16-18	5/8	.156	1.847	.937
206-1P-E05	3/8	1/2-20	11/16	.234	1.863	.953
206-1P-E06	3/8	9/16-18	11/16	.296	1.879	.969
206-1P-E08	3/8	3/4-16	13/16	.296	1.971	1.061
208-1P-E08	1/2	3/4-16	13/16	.406	2.285	1.125
208-1P-E10	1/2	7/8-14	1	.406	2.348	1.188

SAE 45° SWIVEL FEMALE ONE-PIECE 45° BENT TUBE SHORT DROP



Part Number	Hose I.D.	Thread	Nut Hex	-D-Drop	Fitting Length	-CO-Cutoff
● 206-1PS-486	3/8	5/16-18	3/4	.410	2.925	2.015
● 206-1PS-488	3/8	3/4-16	7/8	.550	3.285	2.365

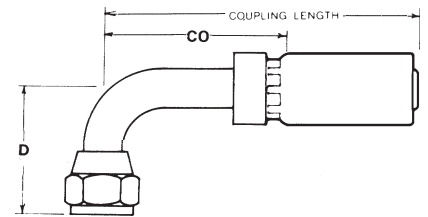
SWIVEL FEMALE FLARELESS 24° CONE



For Flareless Sleeve and Nut

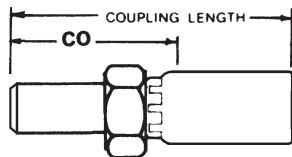
Part Number	Hose I.D.	Thread	Stem Hex	Nut Hex	Stem I.D.	Fitting Length	-CO-Cutoff
204-1PMFX-4	1/4	7/16-20	5/8	9/16	.156	2.122	1.237
204-1PMFX-5	1/4	1/2-20	5/8	11/16	.156		
206-1PMFX-6	3/8	9/16-18	11/16	3/4	.296		
206-1PMFX-8	3/8	3/4-16	11/16	7/8	.296		
208-1PMFX-8	1/2	3/4-16	13/16	7/8	.406		
208-1PMFX-10	1/2	7/8-14	13/16	1-1/16	.406		
208-1PMFX-11	1/2	15/16-16	1	1-1/8	.406		
212-1PMFX-12	3/4	1-1/16-12	1-1/16	1-1/4	.625	3.017	1.777
216-1PMFX-16	1	1-5/16-12	1-3/8	1-1/2	.844	3.487	2.032
216-1PMFXSP-16	1-5/16-16	1-3/8	1-1/2	.844	3.487	2.032	

SAE 45° SWIVEL FEMALE STEM 90° BENT TUBE SHORT DROP



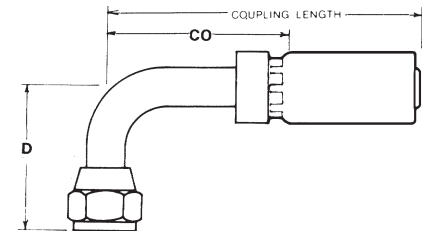
Part Number	Hose I.D.	Thread	Nut Hex	-D-Drop	Fitting Length	-CO-Cutoff
● 206-1PS-466	3/8	5/8-18	3/4	.850	2.575	1.665
● 206-1PS-468	3/8	3/4-16	7/8	1.170	2.670	1.760
208-1PS-468	1/2	3/4-16	7/8	1.090	2.780	1.620

INCH STAND PIPE



Part Number	Hose I.D.	Tube O.D.	Tube Length	Fitting Length	-CO-Cutoff
204-1PST-4	1/4	1/4	.750	2.222	1.312
204-1PST-6	1/4	3/8	.875	2.347	1.437
406-1PST-6	3/8	3/8	.875	2.472	1.562
406-1PST-8	3/8	1/2	1.000	2.597	1.687
408-1PST-8	1/2	1/2	1.000	2.847	1.687
408-1PST-10	1/2	5/8	1.000	2.847	1.687
410-1PST-12	5/8	3/4	1.125	3.003	1.843
412-1PST-12	3/4	3/4	1.125	3.691	1.836
416-1PST-16	1	1	1.250	4.050	2.000

SAE 45° SWIVEL FEMALE ONE-PIECE 90° BENT TUBE MEDIUM DROP



Part Number	Hose I.D.	Thread	Nut Hex	-D-Drop	Fitting Length	-CO-Cutoff
204-1PM-464	1/4	7/16-20	9/16	.880	2.335	1.425
206-1PM-466	3/8	5/8-18	3/4	1.160	2.675	1.765

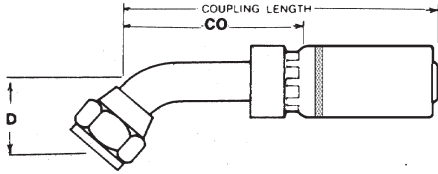
● Indicates change or new product.



1P

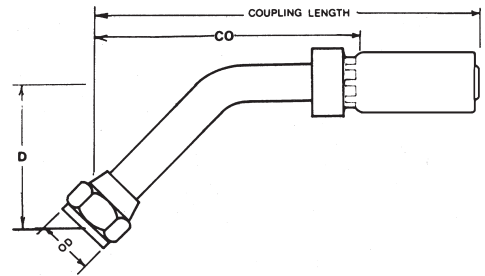
One-Piece Compression Fittings for SAE 100R1, 100R7, 100R8

JIC 37° SWIVEL FEMALE STEM 45° BENT TUBE SHORT DROP



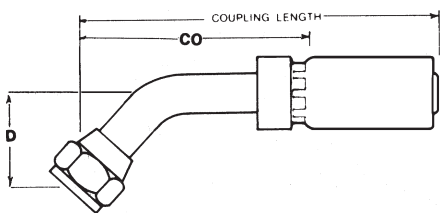
Part Number	Hose I.D.	Thread	Hex	-D-Drop	Fitting Length	-CO-Cutoff
204-1PS-684	1/4	7/16-20	9/16	.330	2.605	1.695
204-1PS-685	1/4	1/2-20	5/8	.360	2.705	1.795
204-1PS-686	1/4	9/16-18	11/16	.410	2.925	2.010
206-1PS-686	3/8	9/16-18	11/16	.410	2.925	2.015
206-1PS-688	3/8	3/4-16	7/8	.550	3.275	2.240
208-1PS-688	1/2	3/4-16	7/8	.550	3.463	2.303
208-1PS-690	1/2	7/8-14	1	.650	3.763	2.603
212-1PS-692	3/4	1-1/16 - 12	1-1/4	.780	4.145	2.895
212-1PS-694	3/4	1-3/16 - 12	1-3/8	.860	4.405	3.150
212-1PS-696	3/4	1-5/16 - 12	1-1/2	.890	4.555	3.300
216-1PS-692	1	1-1/16 - 12	1-1/4	.780	4.430	2.960
216-1PS-696	1	1-5/16 - 12	1-1/2	.890	4.430	2.960

JIC 37° SWIVEL FEMALE STEM 45° BENT TUBE LONG DROP



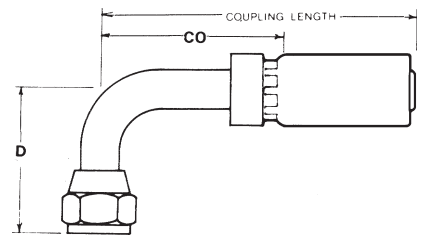
Part Number	Hose I.D.	Thread	Nut Hex	-D-Drop	Fitting Length	-CO-Cutoff
208-1PL-688	1/2	3/4-16	7/8	.700	3.623	2.500
208-1PL-690	1/2	7/8-14	1	.880	3.863	2.700
216-1PL-696	1	1-5/16 - 12	1-1/2	1.330	4.960	3.490

JIC 37° SWIVEL FEMALE STEM 45° BENT TUBE MEDIUM DROP



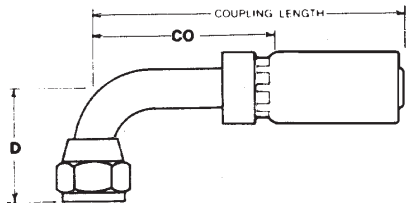
Part Number	Hose I.D.	Thread	Hex	-D-Drop	Fitting Length	-CO-Cutoff
204-1PM-684	1/4	7/16-20	9/16	.470	2.605	1.690
204-1PM-685	1/4	1/2-20	5/8	.590	2.705	1.790
204-1PM-686	1/4	9/16-18	11/16	.590	2.925	2.010
206-1PM-686	3/8	9/16-18	11/16	.590	2.925	2.015
206-1PM-688	3/8	3/4-16	7/8	.690	3.275	2.200
208-1PM-688	1/2	3/4-16	7/8	.690	3.463	2.303
208-1PM-690	1/2	7/8-14	1	.780	3.763	2.600
212-1PM-690	3/4	7/8-14	1	.780	3.895	2.640
212-1PM-692	3/4	1-1/16 - 12	1-1/4	1.060	4.145	2.895
212-1PM-696	3/4	1-5/16 - 12	1-1/2	1.160	4.565	3.310
216-1PM-696	1	1-5/16 - 12	1-1/2	1.160	4.780	3.315

JIC 37° SWIVEL FEMALE STEM 90° BENT TUBE MEDIUM DROP



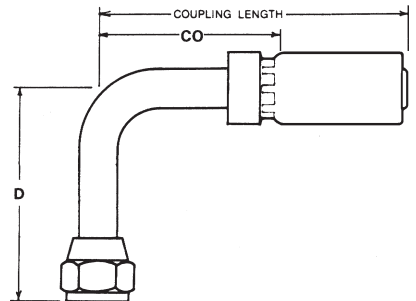
Part Number	Hose I.D.	Thread	Nut Hex	-D-Drop	Fitting Length	-CO-Cutoff
204-1PM-664	1/4	7/16-20	9/16	.880	2.335	1.425
204-1PM-665	1/4	1/2-20	5/8	1.130	2.425	1.515
204-1PM-666	1/4	9/16-18	11/16	1.130	2.575	1.670
206-1PM-666	3/8	9/16-18	11/16	1.130	2.575	1.670
206-1PM-668	3/8	3/4-16	7/8	1.380	2.795	1.885
208-1PM-668	1/2	3/4-16	7/8	1.380	2.983	1.823
208-1PM-670	1/2	7/8-14	1	1.750	3.283	2.123
212-1PM-670	3/4	7/8-14	1	1.750	3.415	2.160
212-1PM-672	3/4	1-1/16 - 12	1-1/4	2.060	4.005	2.755
212-1PM-676	3/4	1-5/16 - 12	1-3/8	2.620	4.495	3.240
216-1PM-676	1	1-5/16 - 12	1-3/8	2.620	4.720	3.250
216-1PM-678	1	1-5/8 - 12	1-1/2	3.400	5.850	4.400

JIC 37° SWIVEL FEMALE STEM 90° BENT TUBE SHORT DROP



Part Number	Hose I.D.	Thread	Nut Hex	-D-Drop	Fitting Length	-CO-Cutoff
204-1PS-664	1/4	7/16-20	9/16	.780	2.335	1.425
204-1PS-665	1/4	1/2-20	5/8	.900	2.425	1.510
204-1PS-666	1/4	9/16-18	11/16	.850	2.575	1.665
206-1PS-666	3/8	9/16-18	11/16	.850	2.575	1.670
206-1PS-668	3/8	3/4-16	7/8	1.170	2.670	1.755
208-1PS-666	1/2	9/16-18	11/16	.980	2.873	1.740
208-1PS-668	1/2	3/4-16	7/8	1.170	2.920	1.760
208-1PS-670	1/2	7/8-14	1	1.320	3.283	2.123
212-1PS-670	3/4	7/8-14	1	1.320	3.415	2.160
212-1PS-672	3/4	1-1/16 - 12	1-1/4	1.870	4.005	2.755
212-1PS-674	3/4	1-3/16 - 12	1-3/8	2.000	4.375	3.120
212-1PS-676	3/4	1-5/16 - 12	1-1/2	2.240	4.500	3.250
216-1PS-676	1	1-5/16 - 12	1-1/2	2.240	4.720	3.250

JIC 37° SWIVEL FEMALE STEM 90° BENT TUBE LONG DROP



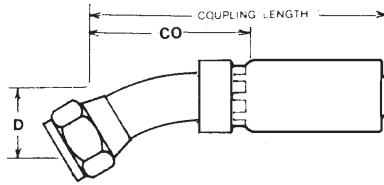
Part Number	Hose I.D.	Thread	Nut Hex	-D-Drop	Fitting Length	-CO-Cutoff
204-1PL-664	1/4	7/16-20	9/16	1.800	2.335	1.425
204-1PL-665	1/4	1/2-20	5/8	1.800	2.425	1.515
204-1PL-666	1/4	9/16-18	11/16	2.180	2.585	1.675
206-1PL-666	3/8	9/16-18	11/16	2.180	2.575	1.665
206-1PL-668	3/8	3/4-16	7/8	2.430	2.795	1.880
208-1PL-668	1/2	3/4-16	7/8	2.430	2.983	1.823
208-1PL-670	1/2	7/8-14	1	2.570	3.283	2.123
208-1PL-672	1/2	1-1/16-12	1-1/4	3.730	3.893	2.730
212-1PL-672	3/4	1-1/16 - 12	1-1/4	3.730	4.005	2.755
212-1PL-674	3/4	1-3/16 - 12	1-3/8	3.930	4.135	2.885
212-1PL-676	3/4	1-5/16 - 12	1-1/2	4.330	4.495	3.240
216-1PL-674	1	1-3/16 - 12	1-3/8	3.930	4.370	2.890
216-1PL-676	1	1-5/16 - 12	1-1/2	4.330	4.720	3.250

One-Piece Compression Fittings for SAE 100R1, 100R7, 100R8

1P

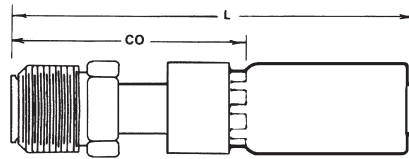


JIC 37° SWIVEL FEMALE STEM 30° BENT TUBE SHORT DROP



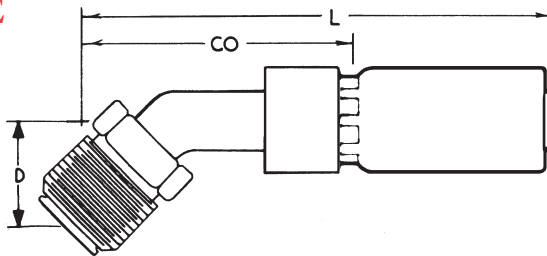
Part Number	Hose I.D.	Thread	Nut Hex	-D-Drop	Fitting Length	-CO-Cutoff
210-1PS-622	5/8	1-1/16 - 12	1-1/4	.480	3.655	2.49

SAE 45° MALE INVERTED SWIVEL STEM STRAIGHT TUBE



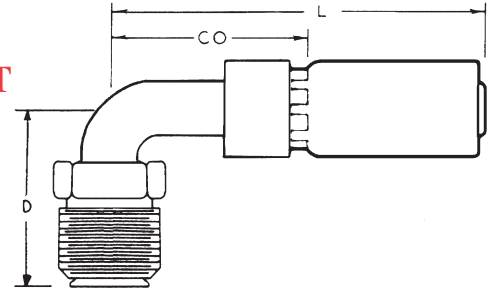
Part Number	Hose I.D.	Thread	Nut Hex	Fitting Length	-CO-Cutoff
204-1P-B03	1/4	3/8-24	3/8	2.415	1.505
204-1P-B04	1/4	7/16-24	7/16	2.475	1.565
204-1P-B05	1/4	1/2-20	1/2	2.595	1.685
206-1P-B04	3/8	7/16-24	7/16	2.475	1.565
206-1P-B05	3/8	1/2-20	1/2	2.595	1.685
206-1P-B06	3/8	5/8-18	5/8	2.635	1.725
206-1P-B07	3/8	11/16-18	11/16	2.715	1.805
206-1P-B08	3/8	3/4-18	3/4	2.835	1.925
208-1P-B06	1/2	5/8-18	5/8	2.883	1.723
208-1P-B08	1/2	3/4-18	3/4	3.083	1.923
208-1P-B10	1/2	7/8-18	7/8	3.143	1.983

SAE 45° MALE INVERTED SWIVEL STEM 45° BENT TUBE



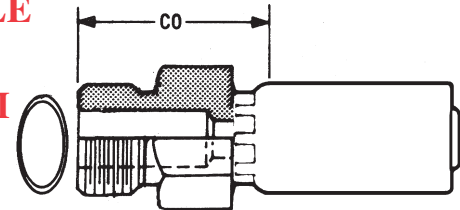
Part Number	Hose I.D.	Thread	Nut Hex	-D-Drop	Fitting Length	-CO-Cutoff
204-1P-B43	1/4	3/8-24	3/8	.530	2.525	1.615
204-1P-B44	1/4	7/16-24	7/16	.570	2.695	1.780
204-1P-B45	1/4	1/2-20	1/2	.650	2.885	1.975
206-1P-B44	3/8	7/16-24	7/16	.570	2.695	1.780
206-1P-B45	3/8	1/2-20	1/2	.650	2.885	1.975
206-1P-B46	3/8	5/8-18	5/8	.710	3.035	2.125
206-1P-B47	3/8	11/16-18	11/16	.760	3.161	2.240
206-1P-B48	3/8	3/4-18	3/4	.850	3.365	2.450
208-1P-B48	1/2	3/4-18	3/4	.850	3.613	2.515
208-1P-B50	1/2	7/8-18	7/8	.960	3.823	2.660

SAE 45° MALE INVERTED SWIVEL STEM 90° BENT TUBE



Part Number	Hose I.D.	Thread	Nut Hex	-D-Drop	Fitting Length	-CO-Cutoff
204-1P-B63	1/4	3/8-24	3/8	.970	2.215	1.300
204-1P-B64	1/4	7/16-24	7/16	1.100	2.415	1.505
204-1P-B65	1/4	1/2-20	1/2	1.280	2.595	1.680
206-1P-B64	3/8	7/16-24	7/16	1.100	2.415	1.500
206-1P-B65	3/8	1/2-20	1/2	1.280	2.595	1.680
206-1P-B66	3/8	5/8-18	5/8	1.450	2.765	1.855
206-1P-B67	3/8	11/16-18	11/16	1.600	2.915	2.005
206-1P-B68	3/8	3/4-18	3/4	1.780	3.095	2.180
208-1P-B68	1/2	3/4-18	3/4	1.780	3.343	2.185
208-1P-B70	1/2	7/8-18	7/8	2.090	3.593	2.430

SOLID MALE FLAT FACE "O" RING SEAL STEM



Part Number	Hose I.D.	Thread	Hex	Stem I.D.	Fitting Length	-CO-Cutoff	"O" Ring Part No.
204-1PFS-04	1/4	9/16-18	5/8	.156	1.764	.850	4 ORFS
204-1PFS-06	1/4	11/16-16	3/4	.156	1.850	.940	6 ORFS
206-1PFS-04	3/8	6/16-18	3/4	.265	1.858	.948	4 ORFS
206-1PFS-06	3/8	11/16-16	3/4	.265	1.850	.940	6 ORFS
206-1PFS-08	3/8	13/16-16	7/8	.265	1.976	1.066	8 ORFS
208-1PFS-06	1/2	11/16-16	7/8	.375	2.163	1.003	6 ORFS
208-1PFS-08	1/2	13/16-16	7/8	.375	2.226	1.065	8 ORFS
208-1PFS-10	1/2	1-14	1	.406	2.363	1.203	10 ORFS
● 208-1PFS-12	1/2	1-3/16-12	1-1/4	.406	2.454	1.294	12 ORFS
412-1PFS-10	3/4	1-14	1-1/4	.609	3.141	1.286	10 ORFS
412-1PFS-12	3/4	1-3/16 - 12	1-1/4	.609	3.201	1.345	12 ORFS
416-1PFS-16	1	1-7/16 - 12	1-1/2	.812	3.504	1.455	16 ORFS

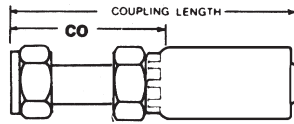
● Indicates change or new product.



1P

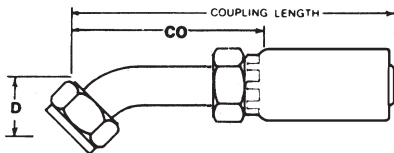
One-Piece Compression Fittings for SAE 100R1, 100R7, 100R8

SWIVEL FEMALE FLAT FACE "O" RING SEAL STEM STRAIGHT



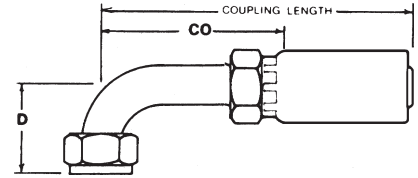
Part Number	Hose I.D.	Thread	Nut Hex	Stem Hex	Fitting Length	-CO-Cutoff
204-1PFSX-04	1/4	9/16-18	5/8	11/16	1.702	.792
204-1PFSX-06	1/4	11/16-16	5/8	13/16	1.727	.817
● 206-1PFSX-04	3/8	9/16-18	11/16	11/16	1.702	.792
206-1PFSX-06	3/8	11/16-16	11/16	13/16	1.727	.817
206-1PFSX-08	3/8	13/16-16	3/4	15/16	1.764	.854
208-1PFSX-06	1/2	11/16-16	7/8	13/16	1.977	.817
208-1PFSX-08	1/2	13/16-16	13/16	15/16	2.062	.902
208-1PFSX-10	1/2	1 - 14	7/8	1-1/8	2.079	.919
208-1PFSX-12	1/2	1-3/16 - 12	1-1/8	1-3/8	2.092	.932
412-1PFSX-08	3/4	13/16-16	1-1/16	15/16	2.856	1.001
412-1PFSX-10	3/4	1 - 14	1-1/16	1-1/8	2.874	1.019
412-1PFSX-12	3/4	1-3/16 - 12	1-1/16	1-3/8	2.887	1.032
412-1PFSX-16	3/4	1-7/16 - 12	1-3/8	1-5/8	3.022	1.167
416-1PFSX-16	1	1-7/16 - 12	1-3/8	1-5/8	3.243	1.193
● 416-1PFSX-20	1	1-11/16-12	1-1/2	1-7/8	4.050	2.000

SWIVEL FEMALE FLAT FACE "O" RING SEAL STEM 45°



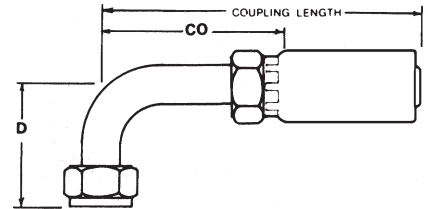
Part Number	Hose I.D.	Thread	Nut Hex	-D-Drop	Fitting Length	-CO-Cutoff
204-1PFSX-L64	1/4	9/16-18	11/16	.410	2.450	1.575
● 206-1PFSX-L64	3/8	9/16-18	11/16	.410	2.610	1.700
206-1PFSX-L66	3/8	11/16-16	13/16	.430	2.750	1.840
206-1PFSX-L68	3/8	13/16-16	15/16	.590	3.100	2.190
208-1PFSX-L68	1/2	13/16-16	15/16	.590	3.350	2.190
208-1PFSX-L70	1/2	1-1/4	1-1/8	.650	3.750	2.590
412-1PFSX-L72	3/4	1-3/16-12	1-3/8	.830	4.525	2.670
416-1PFSX-L76	1	1-7/16 - 12	1-5/8	.940	5.625	3.575
● 416-1PFSX-L80	1	1-11/16-12	1-7/8	1.000	5.625	3.575

SWIVEL FEMALE FLAT FACE "O" RING SEAL STEM 90° SHORT DROP



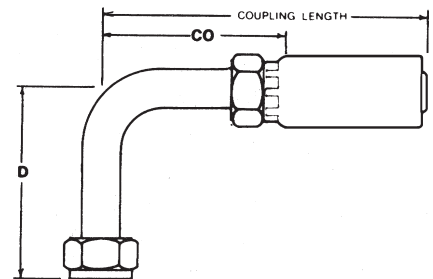
Part Number	Hose I.D.	Thread	Nut Hex	-D-Drop	Fitting Length	-CO-Cutoff
204-1PFSX-A24	1/4	9/16-18	11/16	.820	2.425	1.550
204-1PFSX-A26	3/8	11/16-16	13/16	.900	2.850	1.985
● 206-1PFSX-A24	3/8	9/16-18	11/16	.820	2.460	1.550
206-1PFSX-A26	3/8	11/16-16	13/16	.900	2.750	1.840
206-1PFSX-A28	3/8	13/16-16	15/16	1.150	3.170	2.230
208-1PFSX-A28	1/2	13/16-16	15/16	1.150	2.260	2.215
208-1PFSX-A30	1/2	1-14	1-1/8	1.490	3.010	1.850
412-1PFSX-A30	3/4	1-14	1-1/8	1.270	4.750	2.850
412-1PFSX-A32	3/4	1-3/16 - 12	1-3/8	1.880	4.705	2.850
416-1PFSX-A36	1	1-7/16 - 12	1-5/8	2.200	5.875	3.825

SWIVEL FEMALE FLAT FACE "O" RING SEAL STEM 90° MEDIUM DROP



Part Number	Hose I.D.	Thread	Nut Hex	-D-Drop	Fitting Length	-CO-Cutoff
204-1PFSX-J34	1/4	9/16-18	11/16	1.260	2.450	1.550
204-1PFSX-J36	1/4	11/16-16	13/16	1.500	2.850	1.985
206-1PFSX-J36	3/8	11/16-16	13/16	1.500	2.850	1.940
208-1PFSX-J38	1/2	13/16-16	15/16	1.620	3.460	2.300
208-1PFSX-J40	1/2	1 - 14	1-1/8	1.850	3.240	2.319
412-1PFSX-J42	3/4	1-3/16 - 12	1-3/8	2.280	4.575	2.720
416-1PFSX-J46	1	1-7/16 - 12	1-5/8	2.780	5.625	3.550

SWIVEL FEMALE FLAT FACE "O" RING SEAL STEM 90° LONG DROP



Part Number	Hose I.D.	Thread	Nut Hex	-D-Drop	Fitting Length	-CO-Cutoff
204-1PFSX-A64	1/4	9/16-18	11/16	1.800	2.450	1.575
206-1PFSX-A66	3/8	11/16-16	13/16	2.130	2.875	1.965
● 206-1PFSX-A68	3/8	13/16 - 16	15/16	2.520	3.200	2.290
208-1PFSX-A68	1/2	13/16 - 16	15/16	2.500	3.450	2.300
412-1PFSX-A72	3/4	1-3/16 - 12	1-3/8	3.780	4.550	2.750
416-1PFSX-A76	1	1-7/16 - 12	1-5/8	4.500	5.590	3.540

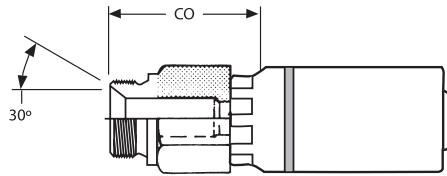
● Indicates change or new product.

One-Piece British Standard and Metric Fittings for SAE 100R1, 100R7, 100R8

1P

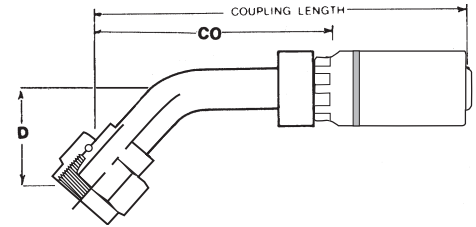


BRITISH STANDARD PARALLEL PIPE BSPP SOLID MALE STEM 30° SEAT



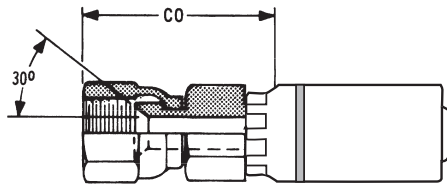
Part Number	Hose I.D.	Thread	Hex	Fitting Length	-CO-Cutoff
204-1PBP-104	1/4	1/4-19	3/4	1.891	.981
206-1PBP-106	3/8	3/8-19	7/8	1.981	1.071
206-1PBP-108	3/8	1/2-14	1-1/16	2.142	1.232
208-1PBP-108	1/2	1/2-14	1-1/16	2.392	1.232
208-1PBP-110	1/2	5/8-14	1-1/8	2.542	1.382
412-1PBP-112	3/4	3/4-14	1-1/4	3.281	1.426
412-1PBP-116	3/4	1-11	1-5/8	3.394	1.539
416-1PBP-116	1	1-11	1-5/8	3.645	1.595

BSPP SWIVEL FEMALE STEM 30° CONE 45° BENT TUBE



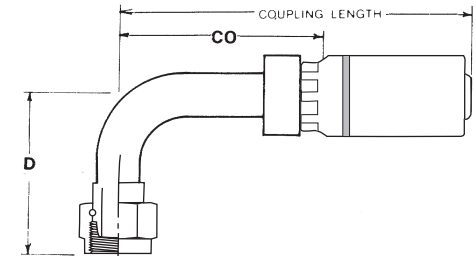
Part Number	Hose I.D.	Thread	Nut Hex	-D-Drop	Fitting Length	-CO-Cutoff
204-1PBPX-4 45	1/4	1/4-19	11/16	.500	2.565	1.690
204-1PBPX-6 45	1/4	3/8-19	7/8	.625	2.885	2.010
206-1PBPX-6 45	3/8	3/8-19	7/8	.625	2.885	2.010
206-1PBPX-8 45	3/8	1/2-14	1	.944	3.075	2.200
208-1PBPX-8 45	1/2	1/2-14	1	.750	3.137	2.200
208-1PBPX-10 45	1/2	5/8-14	1-1/16	1.125	3.387	2.450
412-1PBPX-12 45	3/4	3/4-14	1-1/4	1.125	4.755	2.900
412-1PBPX-16 45	3/4	1-14	1-1/2	1.427	5.139	3.284
416-1PBPX-16 45	1	1-11	1-1/2	1.250	5.360	3.310
416-1PBPX-20 45	1	1-1/4-11	1-7/8	1.500	5.750	3.700

JIS SWIVEL FEMALE STEM 30° SEAT



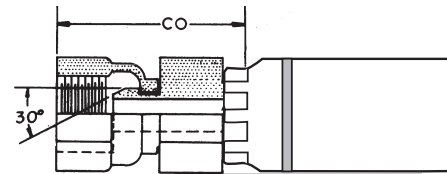
Part Number	Hose I.D.	Thread	Nut Hex	Stem Hex	Fitting Length	-CO-Cutoff
204-1PBP-604	1/4	1/4-19	11/16	5/8	1.937	1.027
206-1PBP-606	3/8	3/8-19	7/8	11/16	2.033	1.123
208-1PBP-608	1/2	1/2-14	1	13/16	2.378	1.218
412-1PBP-612	3/4	3/4-14	1-1/4	1-1/16	3.344	1.489
416-1PBP-616	1	1-11	1-1/2	1-3/8	3.565	1.515

BSPP SWIVEL FEMALE STEM 30° CONE 90° BENT TUBE



Part Number	Hose I.D.	Thread	Nut Hex	-D-Drop	Fitting Length	-CO-Cutoff
204-1PBPX-4 90	1/4	1/4-19	11/16	1.625	2.390	1.515
204-1PBPX-6 90	1/4	3/8-19	7/8	1.625	2.540	1.665
206-1PBPX-6 90	3/8	3/8-19	7/8	1.625	2.540	1.665
206-1PBPX-8 90	3/8	1/2-14	1	1.750	2.755	1.880
208-1PBPX-8 90	1/2	1/2-14	1	1.750	2.817	1.880
208-1PBPX-10 90	1/2	5/8-14	1-1/16	2.000	3.057	2.120
412-1PBPX-12 90	3/4	3/4-14	1-1/4	2.250	4.610	2.755
412-1PBPX-16 90	3/4	1-14	1-1/2	2.875	4.719	2.864
416-1PBPX-16 90	1	1-11	1-1/2	2.250	4.940	2.890
416-1PBPX-20 90	1	1-1/4-11	1-7/8	3.000	6.803	4.753

BRITISH STANDARD PARALLEL PIPE BSPP SWIVEL FEMALE STEM 30° CONE

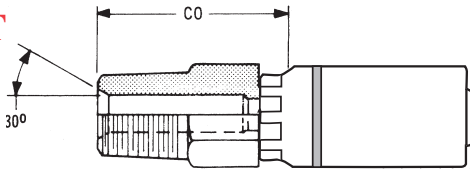


Part Number	Hose I.D.	Thread	Nut Hex	Stem Hex	Fitting Length	-CO-Cutoff
204-1PBPX-4	1/4	1/4-19	11/16	5/8	1.939	1.029
204-1PBPX-6	1/4	3/8-19	7/8	5/8	2.033	1.123
206-1PBPX-6	3/8	3/8-19	7/8	11/16	2.033	1.123
206-1PBPX-8	3/8	1/2-14	1	13/16	2.127	1.217
208-1PBPX-8	1/2	1/2-14	1	13/16	2.377	1.217
208-1PBPX-10	1/2	5/8-14	1-1/16	13/16	2.464	1.304
412-1PBPX-12	3/4	3/4-14	1-1/4	1-1/16	3.344	1.489
412-1PBPX-16	3/4	1-11	1-1/2	1-1/4	3.344	1.489
416-1PBPX-16	1	1-11	1-1/2	1-3/8	3.565	1.515



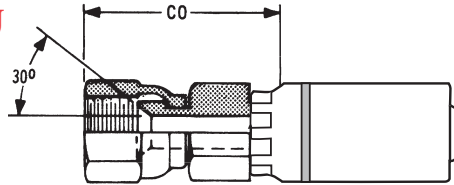
1P One-Piece British Standard and Metric Fittings for SAE 100R1, 100R7, 100R8

BRITISH STANDARD TAPERED PIPE BSPT SOLID MALE STEM 30° SEAT



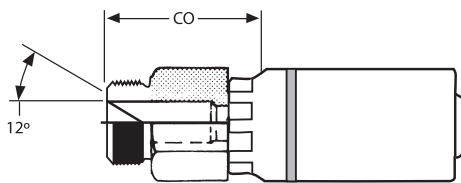
Part Number	Hose I.D.	Thread	Hex	Fitting Length	-CO-Cutoff
204-1PBT-104	1/4	1/4-19	5/8	1.875	.965
204-1PBT-106	1/4	3/8-19	11/16	1.875	.965
206-1PBT-106	3/8	3/8-19	11/16	1.906	.996
208-1PBT-108	1/2	1/2-14	7/8	2.316	1.156
412-1PBT-112	3/4	3/4-14	1-1/16	3.197	1.342
416-1PBT-116	1	1-11	1-3/8	3.603	1.553

KOMATSU SWIVEL FEMALE STEM 30° SEAT



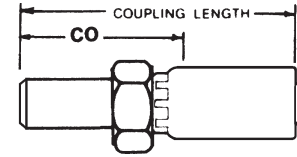
Part Number	Hose I.D.	Thread	Nut Hex	Stem Hex	Fitting Length	-CO-Cutoff
204-1PKU-614	1/4	14MM X 1.5	3/4	5/8	2.035	1.125
204-1PKU-618	1/4	18MM X 1.5	7/8	11/16	2.158	1.248
206-1PKU-618	3/8	18MM X 1.5	7/8	11/16	2.158	1.248
208-1PKU-622	1/2	22MM X 1.5	1-1/16	13/16	2.545	1.385
208-1PKU-624	1/2	24MM X 1.5	1-1/4	1	2.631	1.471
412-1PKU-630	3/4	30MM X 1.5	1-1/2	1-1/4	3.584	1.729
416-1PKU-633	1	33MM X 1.5	1-5/8	1-3/8	3.805	1.755

SOLID MALE STEM DIN 20078 LIGHT 12° SEAT



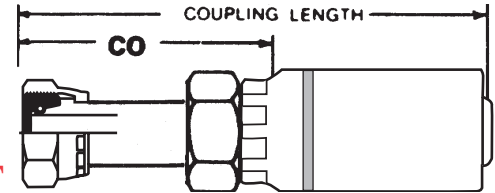
Part Number	Hose I.D.	Thread	Hex	Fitting Length	-CO-Cutoff
204-1PDL-112	1/4	12MM X 1.5	1/2	1.793	.883
204-1PDL-114	1/4	14MM X 1.5	5/8	1.793	.883
204-1PDL-116	1/4	16MM X 1.5	11/16	1.793	.883
206-1PDL-116	3/8	16MM X 1.5	11/16	1.824	.914
206-1PDL-118	3/8	18MM X 1.5	3/4	1.824	.914
206-1PDL-122	3/8	22MM X 1.5	7/8	1.910	1.000
208-1PDL-122	1/2	22MM X 1.5	7/8	2.222	1.062
208-1PDL-126	1/2	26MM X 1.5	1-1/16	2.222	1.062
412-1PDL-126	3/4	26MM X 1.5	1-1/16	3.031	1.176
412-1PDL-130	3/4	30MM X 2	1-1/4	3.081	1.226
412-1PDL-136	3/4	36MM X 2	1-1/2	3.231	1.376
416-1PDL-136	1	36MM X 2	1-1/2	3.515	1.465

METRIC STAND PIPE



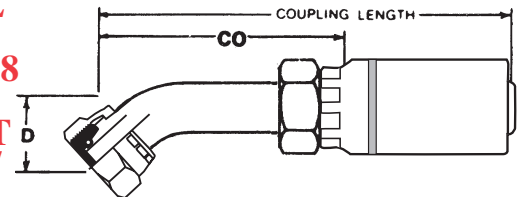
Part Number	Hose I.D.	Din Tube O.D. (MM)	Tube Length	Fitting Length	-CO-Cutoff
204-1PST-6M	1/4	6	.750	2.187	1.312
204-1PST-8M	1/4	8	.875	2.312	1.437
204-1PST-10M	1/4	10	.875		
406-1PST-10M	3/8	10	.875	2.472	1.562
406-1PST-12M	3/8	12	1.000	2.597	1.687
406-1PST-14M	3/8	14	1.000		
408-1PST-15M	1/2	15	1.000	2.847	1.687
408-1PST-16M	1/2	16	1.000	2.847	1.687
408-1PST-18M	1/2	18	1.125		
412-1PST-20M	3/4	20	1.125	3.691	1.836
412-1PST-22M	3/4	22	1.250		
412-1PST-25M	3/4	25	1.250		
416-1PST-25M	1	25	1.250	4.050	2.000
416-1PST-28M	1	28	1.250		
416-1PST-30M	1	30	1.250		

METRIC SWIVEL FEMALE STEM DIN 20078 LIGHT STRAIGHT W/ O-RING



Part Number	Hose I.D.	Thread	DIN Tube O.D.(mm)	Nut Hex (mm)	Fitting Length	-CO-Cutoff
204-1PDL-612	1/4	12MM X 1.5	6	17	1.850	.940
204-1PDL-614	1/4	14MM X 1.5	8	17	1.811	.901
204-1PDL-616	1/4	16MM X 1.5	10	19	1.831	.921
206-1PDL-616	3/8	16MM X 1.5	10	19	1.831	.921
206-1PDL-618	3/8	18MM X 1.5	12	22	1.870	.960
206-1PDL-622	3/8	22MM X 1.5	15	27	2.008	1.098
208-1PDL-622	1/2	22MM X 1.5	15	27	2.244	1.084

METRIC SWIVEL FEMALE STEM DIN 20078 LIGHT 45° BENT TUBE W/ O-RING



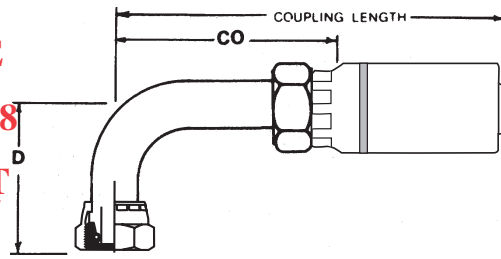
Part Number	Hose I.D.	Thread	DIN Tube O.D.(mm)	Nut Hex (mm)	-D-Drop	Fitting Length	-CO-Cutoff
204-1PDL-614 45	1/4	14MM X 1.5	8	17	.748	2.402	1.492
204-1PDL-616 45	1/4	16MM X 1.5	10	19	.748	2.402	1.492
206-1PDL-616 45	3/8	16MM X 1.5	10	19	.827	2.638	1.728
206-1PDL-618 45	3/8	18MM X 1.5	12	22	.846	2.677	1.767
208-1PDL-622 45	1/2	22MM X 1.5	15	27	.984	3.189	2.029

One-Piece British Standard and Metric Fittings for SAE 100R1, 100R7, 100R8

1P

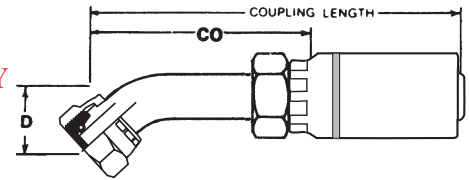


METRIC SWIVEL FEMALE STEM DIN 20078 LIGHT 90° BENT TUBE W/ O-RING



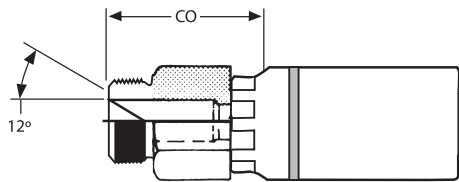
Part Number	Hose I.D.	Thread	DIN Tube O.D.(mm)	Nut Hex (mm)	-D-Drop	Fitting Length	-CO-Cutoff
204-1PDL-612 90	1/4	12MM X 1.5	6	17	1.417	1.969	1.059
204-1PDL-614 90	1/4	14MM X 1.5	8	17	1.378	1.929	1.019
204-1PDL-616 90	1/4	16MM X 1.5	10	19	1.358	1.969	1.059
206-1PDL-616 90	3/8	16MM X 1.5	10	19	1.575	2.244	1.334
206-1PDL-618 90	3/8	18MM X 1.5	12	22	1.614	2.244	1.334
206-1PDL-622 90	3/8	22MM X 1.5	15	27	1.713	2.244	1.334
208-1PDL-622 90	1/2	22MM X 1.5	15	27	1.890	2.717	1.557
208-1PDL-626 90	1/2	26MM X 1.5	18	32	1.772	2.717	1.557

METRIC SWIVEL FEMALE STEM DIN 20078 HEAVY 45° BENT TUBE W/ O-RING & 12/30° UNIV. CONE



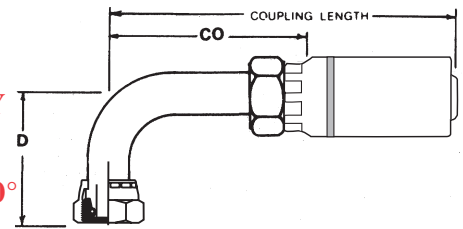
Part Number	Hose I.D.	Thread	DIN Tube O.D.(mm)	Nut Hex (mm)	-D-Drop	Fitting Length	-CO-Cutoff
204-1PDH-618 45	1/4	18MM X 1.5	10	22	.807	2.421	1.511
206-1PDH-620 45	3/8	20MM X 1.5	12	24	.984	2.815	1.905
206-1PDH-622 45	3/8	22MM X 1.5	14	27	.906	2.736	1.826
208-1PDH-624 45	1/2	24MM X 1.5	16	30	.945	3.150	1.990

SOLID MALE STEM DIN 20078 HEAVY 12° SEAT



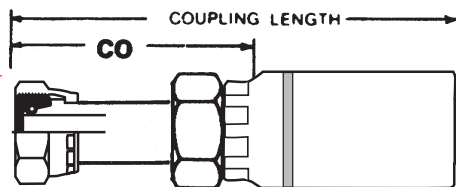
Part Number	Hose I.D.	Thread	Hex	Fitting Length	-CO-Cutoff
204-1PDH-116	1/4	16MM X 1.5	11/16	1.793	.883
204-1PDH-118	1/4	18MM X 1.5	3/4	1.793	.883
206-1PDH-120	3/8	20MM X 1.5	7/8	1.870	.960
206-1PDH-122	3/8	22MM X 1.5	7/8	1.910	1.000
208-1PDH-124	1/2	24MM X 1.5	1	2.272	1.112
412-1PDH-130	3/4	30MM X 2	1-3/16	3.081	1.226
412-1PDH-136	3/4	36MM X 2	1-1/2	3.231	1.376
416-1PDH-136	1	36MM X 2	1-1/2	3.515	1.465
416-1PDH-142	1	42MM X 2	1-3/4	3.615	1.565

METRIC SWIVEL FEMALE STEM DIN 20078 HEAVY 90° BENT TUBE W/ O-RING & 12/30° UNIV. CONE



Part Number	Hose I.D.	Thread	DIN Tube O.D.(mm)	Nut Hex (mm)	-D-Drop	Fitting Length	-CO-Cutoff
204-1PDH-616 90	1/4	16MM X 1.5	8	19	1.378	1.929	1.019
204-1PDH-618 90	1/4	18MM X 1.5	10	22	1.437	1.929	1.019
206-1PDH-618 90	3/8	18MM X 1.5	10	22	1.594	2.244	1.334
206-1PDH-620 90	3/8	20MM X 1.5	12	24	1.811	2.244	1.334
206-1PDH-622 90	3/8	22MM X 1.5	14	27	1.693	2.244	1.334
208-1PDH-624 90	1/2	24MM X 1.5	16	30	1.831	2.717	1.557

METRIC SWIVEL FEMALE STEM DIN 20078 HEAVY STRAIGHT W/ O-RING & 12/30° UNIV. CONE

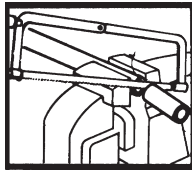


Part Number	Hose I.D.	Thread	DIN Tube O.D.(mm)	Nut Hex (mm)	Fitting Length	-CO-Cutoff
204-1PDH-616	1/4	16MM X 1.5	8	19	1.850	.940
204-1PDH-618	1/4	18MM X 1.5	10	22	1.890	.980
206-1PDH-618	3/8	18MM X 1.5	10	22	1.890	.980
206-1PDH-620	3/8	20MM X 1.5	12	24	2.106	1.196
206-1PDH-622	3/8	22MM X 1.5	14	27	1.969	1.059
208-1PDH-624	1/2	24MM X 1.5	16	30	2.165	1.005

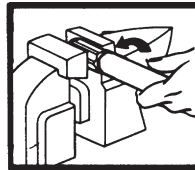


Reusable Hose Fittings— Non-Mandrel Type for SAE 100R5 Hose—DOT FMVSS 106 TYPE AII

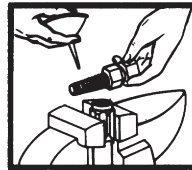
“ASSEMBLY INSTRUCTIONS NON-MANDREL TYPE FITTINGS — SAE 100R5 HOSE”



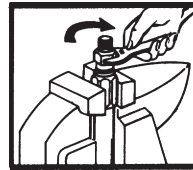
1. Cut hose square to desired length using fine-tooth hacksaw or cut-off wheel.



2. Hold socket securely with wrench or place in vise, if available, and screw hose in counter-clockwise using body weight to start threading.

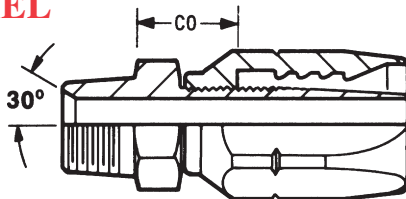


3. Oil inside of hose and socket threads. This lubrication makes assembly much easier.



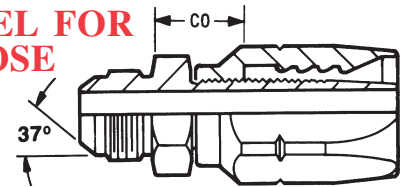
4. Screw nipple into socket using wrench on hex of nipple.

NPTF SOLID MALE REUSALBE NON-MANDREL FOR SAE 100R5 HOSE



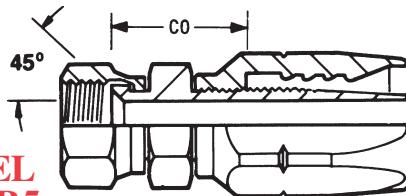
Part Number	Hose I.D.	Thread	Hex	Stem I.D.	Fitting Length	-CO- Cutoff
204-5RU-102	3/16	1/8 - 27	9/16	.125	1.672	.922
204-5RU-104	3/16	1/4 - 18	9/16	.125	1.860	1.110
205-5RU-104	1/4	1/4 - 18	9/16	.172	1.969	1.187
206-5RU-104	5/16	1/4 - 18	9/16	.234	2.172	1.234
206-5RU-106	5/16	3/8 - 18	11/16	.234	2.203	1.266
208-5RU-106	13/32	3/8 - 18	11/16	.344	2.485	1.328
208-5RU-108	13/32	1/2 - 14	7/8	.344	2.781	1.562
210-5RU-108	1/2	1/2 - 14	7/8	.453	2.860	1.594
210-5RU-112	1/2	3/4 - 14	1-1/16	.453	2.860	1.656
212-5RU-112	5/8	3/4 - 14	1-1/16	.562	3.203	1.672
220-5RU-120	1-1/8	1-1/4 - 11-1/2				

JIC 37° SOLID MALE REUSABLE NON-MANDREL FOR SAE 100R5 HOSE



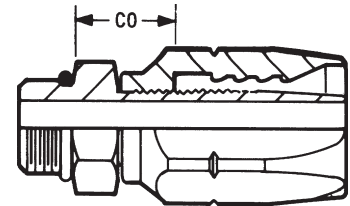
Part Number	Hose I.D.	Thread	Hex	Stem I.D.	Fitting Length	-CO- Cutoff
204-5RU-504	3/16	7/16 - 20	1/2	.125	1.844	1.094
205-5RU-505	1/4	1/2 - 20	9/16	.172	1.953	1.172
206-5RU-506	5/16	9/16 - 18	5/8	.234	2.125	1.219
208-5RU-508	13/32	3/4 - 16	13/16	.360	2.562	1.312
210-5RU-510	1/2	7/8 - 14	15/16	.453	2.891	1.500
212-5RU-512	5/8	1-1/16 - 12	1-1/8	.578	3.344	1.781
216-5RU-516	7/8	1-5/16 - 12	1-3/8	.812	2.937	1.687

SAE 45° SWIVEL FEMALE REUSABLE NON-MANDREL FOR SAE 100R5 HOSE



Part Number	Hose I.D.	Thread	Stem Hex	Nut Hex	Stem I.D.	Fitting Length	-CO- Cutoff
206-5RU-406	5/16	5/8 - 18	3/4	3/4	.234	2.344	1.437
212-5RU-412	5/8	1-1/16 - 14	1-1/4	1-1/4	.562	3.500	1.922

ORB SOLID MALE REUSABLE NON-MANDREL FOR SAE 100R5 HOSE

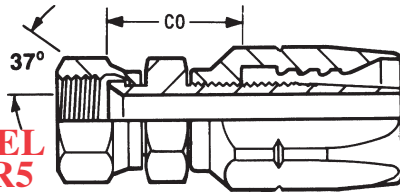


Part Number	Hose I.D.	Thread	Hex	Stem I.D.	Fitting Length	-CO- Cutoff
204-5RU-704	3/16	7/16 - 20	9/16	.125	1.641	.891
205-5RU-705	1/4	1/2 - 20	5/8	.172	1.750	.969
206-5RU-706	5/16	9/16 - 18	11/16	.234	1.937	1.031
208-5RU-708	13/32	3/4 - 16	7/8	.344	2.344	1.094
210-5RU-710	1/2	7/8 - 14	1	.453	2.625	1.234
212-5RU-712	5/8	1-1/16 - 12	1-1/4	.562	3.094	1.531
216-5RU-716	7/8	1-5/16 - 12	1-1/2	.812	2.656	1.391

Reusable Hose Fittings— Non-Mandrel Type for SAE 100R5 Hose

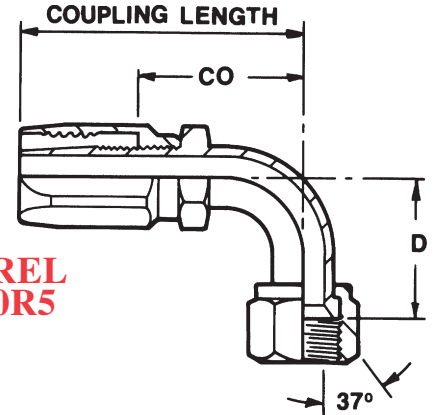


JIC 37° SWIVEL FEMALE REUSABLE NON-MANDREL FOR SAE 100R5 HOSE



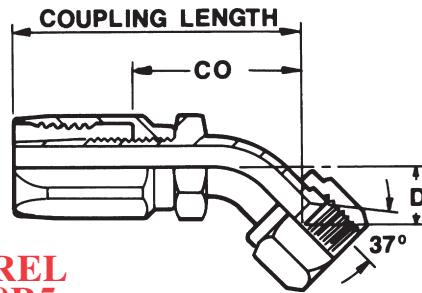
Part Number	Hose I.D.	Thread	Stem Hex	Nut Hex	Stem I.D.	Fitting Length	-CO-Cutoff
204-5RU-604	3/16	7/16 - 20	9/16	9/16	.125	1.937	1.187
205-5RU-605	1/4	1/2 - 20	5/8	5/8	.172	2.078	1.297
206-5RU-606	5/16	9/16 - 18	11/16	11/16	.234	2.312	1.406
208-5RU-608	13/32	3/4 - 16	7/8	7/8	.344	2.844	1.578
210-5RU-610	1/2	7/8 - 14	1	1	.453	3.062	1.672
212-5RU-612	5/8	1-1/16 - 12	1-1/4	1-1/4	.562	3.500	1.922
216-5RU-616	7/8	1-5/16 - 12	1-1/2	1-1/2	.812	3.187	1.922
220-5RU-620	1-1/8	1-5/8 - 12	2	2	1.047	3.375	2.031
224-5RU-624	1-3/8	1-7/8 - 12	2-1/4	2-1/4	1.281	3.656	2.244
232-5RU-632	1-13/16	2-1/2 - 12	2-7/8	2-7/8	1.750	4.437	2.578

JIC 37° SWIVEL FEMALE REUSABLE 90° BENT TUBE MEDIUM DROP NON-MANDREL FOR SAE 100R5 HOSE



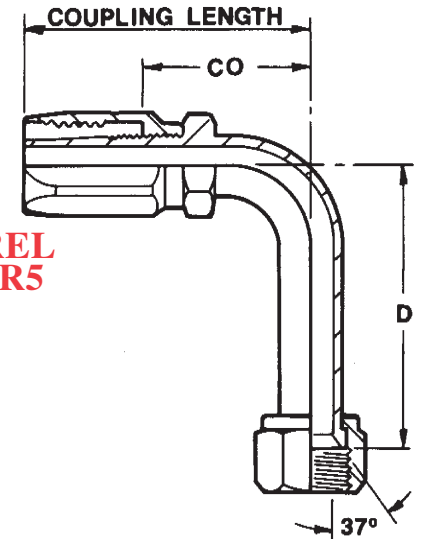
Part Number	Hose I.D.	Thread	Nut Hex	-D-Drop	Fitting Length	-CO-Cutoff
204-5RU-664	3/16	7/16 - 20	9/16	.690	1.750	1.000
205-5RU-665	1/4	1/2 - 20	5/8	.760	1.970	1.190
206-5RU-666	5/16	9/16 - 18	11/16	.840	2.120	1.230
208-5RU-668	13/32	3/4 - 16	7/8	1.090	2.750	1.610
210-5RU-670	1/2	7/8 - 14	1	1.230	2.940	1.660
212-5RU-672	5/8	1-1/16 - 12	1-1/4	1.810	3.750	2.170
216-5RU-676	7/8	1-5/16 - 12	1-1/2	2.140	3.550	2.280

JIC 37° SWIVEL FEMALE REUSABLE 45° BENT TUBE MEDIUM DROP NON-MANDREL FOR SAE 100R5 HOSE



Part Number	Hose I.D.	Thread	Nut Hex	-D-Drop	Fitting Length	-CO-Cutoff
204-5RU-684	3/16	7/16 - 20	9/16	.330	1.840	1.110
205-5RU-685	1/4	1/2 - 20	5/8	.360	1.060	1.280
206-5RU-686	5/16	9/16 - 18	11/16	.390	2.230	1.330
208-5RU-688	13/32	3/4 - 16	7/8	.550	2.980	1.840
210-5RU-690	1/2	7/8 - 14	1	.630	3.230	1.950
212-5RU-692	5/8	1-1/16 - 12	1-1/4	.770	3.780	2.220
216-5RU-696	7/8	1-5/16 - 12	1-1/2	.890	3.560	2.230

JIC 37° SWIVEL FEMALE REUSABLE 90° BENT TUBE LONG DROP NON-MANDREL FOR SAE 100R5 HOSE

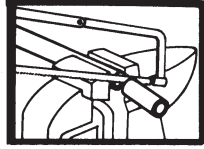


Part Number	Hose I.D.	Thread	Nut Hex	-D-Drop	Fitting Length	-CO-Cutoff
204-5RL-664	3/16	7/16 - 20	9/16	1.800	1.750	1.000
205-5RL-665	1/4	1/2 - 20	5/8	1.780	1.970	1.190
206-5RL-666	5/16	9/16 - 18	11/16	2.190	2.120	1.230
208-5RL-668	13/32	3/4 - 16	7/8	2.440	2.750	1.610
210-5RL-670	1/2	7/8 - 14	1	2.560	2.940	1.660
212-5RL-672	5/8	1-1/16 - 12	1-1/4	3.730	3.750	2.170
216-5RL-676	7/8	1-5/16 - 12	1-1/2	4.330	3.550	2.280



Reusable Hose Fittings Skive Type for SAE 100R2A Hose

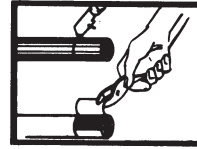
“ASSEMBLY INSTRUCTIONS SKIVE TYPE FITTINGS–SAE 100R2A”




1. Cut hose to desired length using fine tooth hacksaw or cut-off wheel.



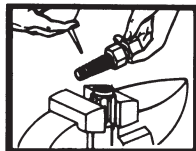
2. Determine length of hose to be reduced to socket diameter and score with sharp knife.



3. After slitting the rubber cover, twist off with pliers. If any particles of rubber remain, remove with wire brush.



4. Place socket in vise and screw hose in counter-clockwise, using body weight against hose to start threading. Tighten until hose bottoms, then back off ¼ turn.



5. Oil inside of hose and nipple threads.



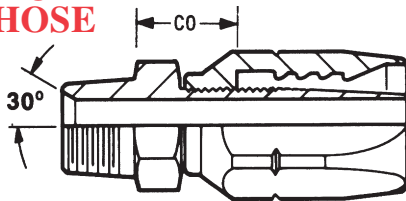
6. Place nipple in vise. Push and turn socket, with hose inserted, clockwise on to stem until threads engage.



7. Screw nipple into socket, using wrench on hex of nipple. After assembled, blow out with air pressure to remove any loose particles and inspect.

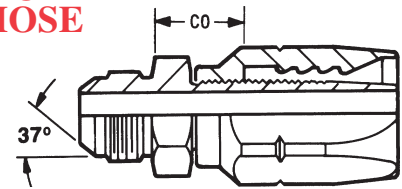
NOTE: Some fitting sockets have annular grooves: in this case push down on hose while turning hose into socket, using an alternating motion of a quarter turn in each direction.

NPTF SOLID MALE REUSABLE SKIVE TYPE FOR SAE 100R2A HOSE



Part Number	Hose I.D.	Thread	Hex	Stem I.D.	Fitting Length	-CO- Cutoff
204-2RU-102	1/4	1/8 - 27	9/16	.172	2.344	1.125
204-2RU-104	1/4	1/4 - 18	9/16	.172	2.562	1.344
206-2RU-104	3/8	1/4 - 18	11/16	.297	2.781	1.312
206-2RU-106	3/8	3/8 - 18	11/16	.297	2.781	1.312
208-2RU-106	1/2	3/8 - 18	7/8	.375	2.937	1.375
208-2RU-108	1/2	1/2 - 14	7/8	.375	3.125	1.562
212-2RU-112	3/4	3/4 - 14	1-1/16	.594	3.656	1.750
216-2RU-116	1	1 - 11-1/2	1-3/8	.812	4.344	2.281
220-2RU-120	1-1/4	1-1/4 - 11-1/2	1-3/4	1.047	4.937	2.594
224-2RU-124	1-1/2	1-1/2 - 11-1/2	2	1.281	5.000	2.687
232-2RU-132	2	2 - 11-1/2	2-1/2	1.750	5.344	2.844

JIC 37° SOLID MALE REUSABLE SKIVE TYPE FOR SAE 100R2A HOSE

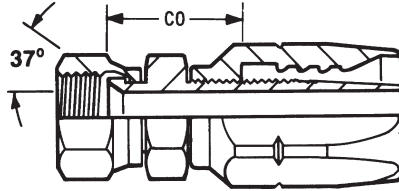


Part Number	Hose I.D.	Thread	Hex	Stem I.D.	Fitting Length	-CO- Cutoff
204-2RU-504	1/4	7/16 - 20	9/16	.172	2.531	1.297
204-2RU-505	1/4	1/2 - 20	9/16	.172	2.531	1.297
204-2RU-506	1/4	9/16 - 18	9/16	.172	2.547	1.312
206-2RU-506	3/8	9/16 - 18	11/16	.297	2.750	1.281
206-2RU-508	3/8	3/4 - 16	7/8	.297	2.891	1.437
208-2RU-508	1/2	3/4 - 16	7/8	.375	3.031	1.469
208-2RU-510	1/2	7/8 - 14	7/8	.375	3.141	1.594
212-2RU-512	3/4	1-1/16 - 12	1-1/8	.594	3.781	1.875
216-2RU-516	1	1-5/16 - 12	1-3/8	.812	4.344	2.281
220-2RU-520	1-1/4	1-5/8 - 12	1-3/4	1.047	4.875	2.562
224-2RU-524	1-1/2	1-7/8 - 12	2	1.281	5.128	2.812

Reusable Hose Fittings— Skive Type for SAE 100R2A Hose

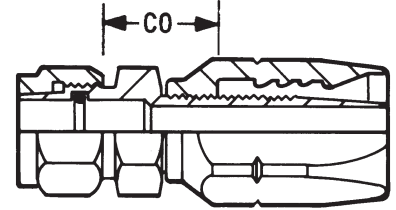


JIC 37° SWIVEL FEMALE REUSEABLE-SKIVE TYPE FOR SAE 100R2A HOSE



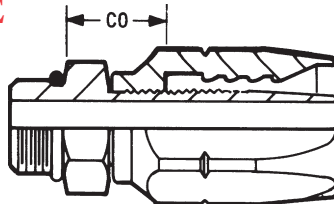
Part Number	Hose I.D.	Thread	Stem Hex	Nut Hex	Stem I.D.	Fitting Length	-CO-Cutoff
204-2RU-604	1/4	7/16 - 20	9/16	9/16	.172	2.625	1.375
204-2RU-605	1/4	1/2 - 20	5/8	5/8	.172	2.672	1.422
204-2RU-606	1/4	9/16 - 18	11/16	11/16	.172	2.781	1.547
206-2RU-606	3/8	9/16 - 18	11/16	11/16	.297	2.953	1.500
206-2RU-608	3/8	3/4 - 16	7/8	7/8	.297	3.094	1.625
208-2RU-608	1/2	3/4 - 16	7/8	7/8	.375	3.234	1.672
208-2RU-610	1/2	7/8 - 14	1	1	.375	3.328	1.766
212-2RU-612	3/4	1-1/16 - 12	1-1/4	1-1/4	.594	3.891	2.000
212-2RU-614	3/4	1-3/16 - 12	1-3/8	1-3/8	.594	3.969	2.078
216-2RU-616	1	1-5/16 - 12	1-1/2	1-1/2	.812	4.453	2.437
220-2RU-620	1-1/4	1-5/8 - 12	2	2	1.047	5.141	2.781
220-2RU-624	1-1/2	1-7/8 - 12	2-1/4	2-1/4	1.281	.219	2.969
232-2RU-632	2	2-1/2 - 12	2-7/8	2-7/8	1.750	5.906	3.437

“O” RING SEAL-TUBE END MALE REUSEABLE-SKIVE TYPE FOR SAE 100R2A HOSE



Part Number	Hose I.D.	Tube Size	Stem Hex	Stem I.D.	Fitting Length	-CO-Cutoff
204-ORS-04	1/4	1/4	9/16	.172	2.672	1.437
206-ORS-06	3/8	3/8	11/16	.297	2.984	1.531
206-ORS-08	3/8	1/2	7/8	.297	2.234	1.781
208-ORS-08	1/2	1/2	7/8	.375	3.375	1.812
208-ORS-10	1/2	5/8	1	.375	3.531	1.937
212-ORS-12	3/4	3/4	1-1/8	.594	4.125	2.219
216-ORS-16	1	1	1-1/2	.812	4.750	2.719
220-ORS-20	1-1/4	1-1/4	1-3/4	1.047	5.578	3.250
224-ORS-24	1-1/2	1-1/2	2	1.281	5.844	3.531

ORB SOLID MALE REUSEABLE SKIVE TYPE FOR SAE 100R2A HOSE



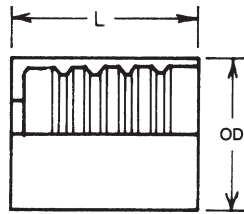
Part Number	Hose I.D.	Thread	Hex	Stem I.D.	Fitting Length	-CO-Cutoff
204-2RU-704	1/4	7/16 - 20	9/16	.172	2.344	1.109
206-2RU-706	3/8	9/16 - 18	11/16	.297	2.609	1.156
206-2RU-708	3/8	3/4 - 16	7/8	.297	2.687	1.219
208-2RU-708	1/2	3/4 - 16	7/8	.375	2.844	1.297
208-2RU-710	1/2	7/8 - 14	1	.375	2.937	1.391
212-2RU-712	3/4	1-1/16 - 12	1-1/4	.594	3.500	1.594
216-2RU-716	1	1-5/16 - 12	1-1/2	.812	3.953	1.906



Ferrules for SAE 100R7 Thermoplastic Hose

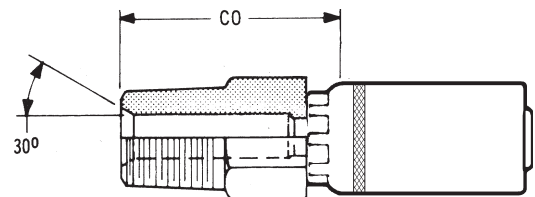
Note: Stems and ferrules for SAE 100R7 hose are shipped in a one-piece configuration.

FERRULE FOR SAE 100R7— MEDIUM O.D. HOSE



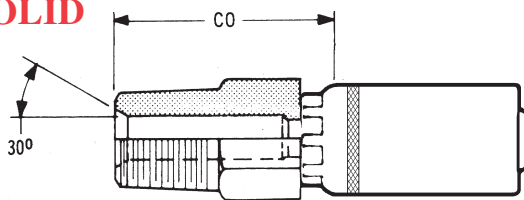
Part Number	Hose I.D.	-L-	-O.D.-	-I.D.-
737	3/16	.812	.720	.470
747	1/4	.812	.687	.530
757	5/16	.812	.785	.620
767	3/8	.812	.930	.690
787	1/2	.875	1.063	.855
747-SS	1/4	.812	.687	.530
767-SS	3/8	.812	.930	.690
787-SS	1/2	.875	1.063	.855

NPTF SOLID MALE STEM STAINLESS STEEL TYPE 303



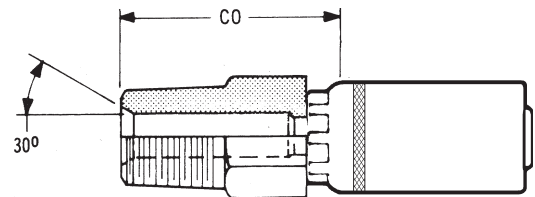
Part Number	Hose I.D.	Thread	Hex	Stem I.D.	Fitting Length	-CO- Cutoff
704-SS-104	1/4	1/4 - 18	5/8	.155	1.906	1.030
706-SS-104	3/8	1/4 - 18	11/16	.281	1.906	1.030
706-SS-106	3/8	3/8 - 18	11/16	.281	1.936	1.061
708-SS-108	1/2	1/2 - 14	7/8	.392	2.250	1.375

NPTF SOLID MALE STEM



Part Number	Hose I.D.	Thread	Hex	Stem I.D.	Fitting Length	-CO- Cutoff
703-102	3/16	1/8 - 27	1/2	.125	1.718	.843
703-104	3/16	1/4 - 18	9/16	.125	1.906	1.031
704-102	1/4	1/8 - 27	5/8	.156	1.718	.843
704-104	1/4	1/4 - 18	5/8	.156	1.906	1.031
704-106	1/4	3/8 - 18	11/16	.156	1.937	1.062
704-108	1/4	1/2 - 14	7/8	.156	2.187	1.312
705-104	5/16	1/4 - 18	5/8	.234	1.906	1.031
706-104	3/8	1/4 - 18	11/16	.281	1.937	1.062
706-106	3/8	3/8 - 18	11/16	.281	1.937	1.062
706-108	3/8	1/2 - 14	7/8	.281	2.187	1.312
708-106	1/2	3/8 - 18	3/4	.392	2.062	1.187
708-108	1/2	1/2 - 14	7/8	.392	2.250	1.375

NPTF SOLID MALE STEM STAINLESS STEEL TYPE 316

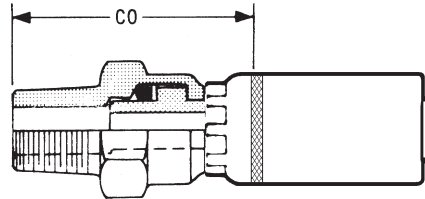


Part Number	Hose I.D.	Thread	Hex	Stem I.D.	Fitting Length	-CO- Cutoff
704-S16-104	1/4	1/4 - 18	5/8	.155	1.906	1.030
706-S16-104	3/8	1/4 - 18	11/16	.281	1.906	1.030
706-S16-106	3/8	3/8 - 18	11/16	.281	1.936	1.061
708-S16-108	1/2	1/2 - 14	7/8	.392	2.250	1.375

Stems for SAE 100R7 Thermoplastic Hose



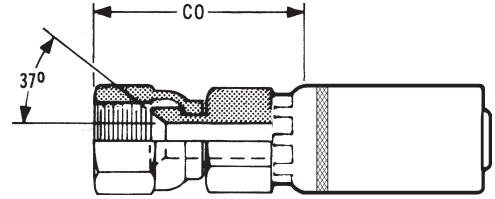
NPTF SWIVEL MALE STEM



Leakage may occur at low pressure

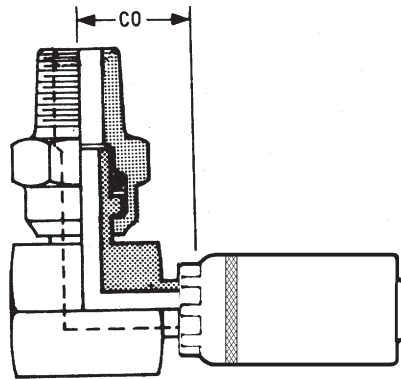
Part Number	Hose I.D.	Thread	Nut Hex	Stem I.D.	Fitting Length	-CO-Cutoff
704-204	1/4	1/4 - 18	11/16	.156	2.315	1.440
704-206	1/4	3/8 - 18	13/16	.156	2.480	1.605
706-206	3/8	3/8 - 18	13/16	.281	2.487	1.612

JIC 37° SWIVEL FEMALE STEM



Part Number	Hose I.D.	Thread	Stem Hex	Nut Hex	Stem I.D.	Fitting Length	-CO-Cutoff
703-603	3/16	3/8 - 24	1/2	1/2	.125	1.960	1.084
703-604	3/16	7/16 - 20	1/2	9/16	.125	1.940	1.068
704-604	1/4	7/16 - 20	5/8	9/16	.156	1.954	1.084
704-605	1/4	1/2 - 20	5/8	11/16	.156	2.015	1.125
705-606	5/16	9/16 - 18	5/8	3/4	.234	2.004	1.118
706-606	3/8	9/16 - 18	11/16	3/4	.281	2.034	1.151
706-608	3/8	3/4 - 16	11/16	7/8	.281	2.134	1.261
708-608	1/2	3/4 - 16	13/16	7/8	.390	2.284	1.350
708-610	1/2	7/8 - 14	13/16	1-1/16	.390	2.364	1.434

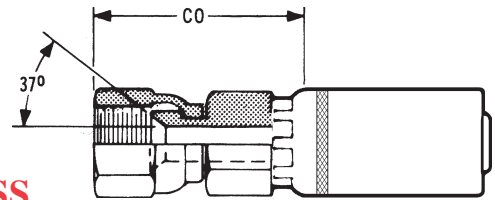
NPTF SWIVEL MALE-90° STEM



Leakage may occur at low pressure

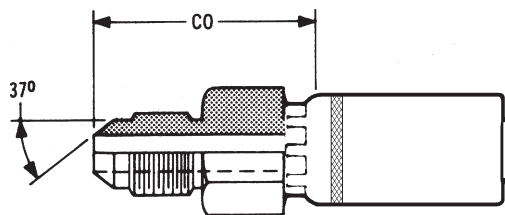
Part Number	Hose I.D.	Thread	Nut Hex	-D-Drop	Stem I.D.	Fitting Length	-CO-Cutoff
704-204 90	1/4	1/4 - 18	11/16	1.536	.156	1.937	1.062

JIC 37° SWIVEL FEMALE STEM STAINLESS STEEL TYPE 303



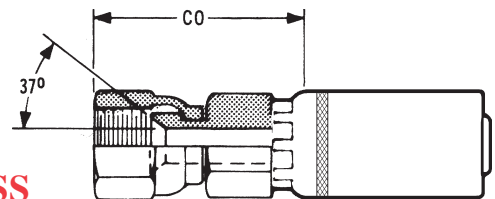
Part Number	Hose I.D.	Thread	Stem Hex	Nut Hex	Stem I.D.	Fitting Length	-CO-Cutoff
704-SS-604	1/4	7/16 - 20	5/8	9/16	.156	1.950	1.085
704-SS-606	1/4	9/16 - 18	5/8	3/4	.156	2.010	1.140
706-SS-606	3/8	9/16 - 18	11/16	3/4	.281	2.200	1.150
706-SS-608	3/8	3/4 - 16	11/16	7/8	.281	2.120	1.260
708-SS-608	1/2	3/4 - 16	13/16	7/8	.390	2.230	1.300
708-SS-610	1/2	7/8 - 14	13/16	1-1/16	.390	2.320	1.390

JIC 37° SOLID MALE STEM



Part Number	Hose I.D.	Thread	Hex	Stem I.D.	Fitting Length	-CO-Cutoff
705-506	5/16	9/16 - 18	5/8	.234	1.898	1.023
706-506	3/8	9/16 - 18	11/16	.281	1.936	1.062
706-508	3/8	3/4 - 16	3/4	.281	2.030	1.155
708-508	1/2	3/4 - 16	13/16	.390	2.156	1.219
708-510	1/2	7/8 - 14	7/8	.390	2.250	1.313

JIC 37° SWIVEL FEMALE STEM STAINLESS STEEL TYPE 316

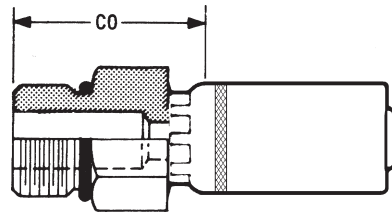


Part Number	Hose I.D.	Thread	Stem Hex	Nut Hex	Stem I.D.	Fitting Length	-CO-Cutoff
704-S16-604	1/4	7/16 - 20	5/8	9/16	.156	1.950	1.085
704-S16-606	1/4	9/16 - 18	5/8	3/4	.156	2.010	1.140
706-S16-606	3/8	9/16 - 18	11/16	3/4	.281	2.200	1.150
706-S16-608	3/8	3/4 - 16	11/16	7/8	.281	2.120	1.260
708-S16-608	1/2	3/4 - 16	13/16	7/8	.390	2.230	1.300
708-S16-610	1/2	7/8 - 14	13/16	1-1/16	.390	2.320	1.390



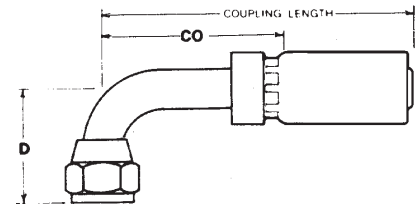
Stems for SAE 100R7 Thermoplastic Hose

ORB SOLID MALE STEM



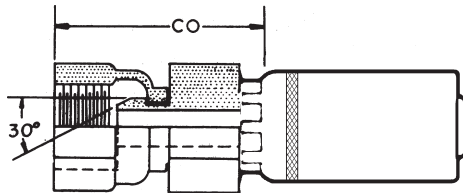
Part Number	Hose I.D.	Thread	Hex	Stem I.D.	Fitting Length	-CO-Cutoff
704-705	1/4	1/2 - 20	5/8	.156	1.703	.827
704-706	1/4	9/16 - 18	3/4	.156	1.734	.859
706-706	3/8	9/16 - 18	3/4	.281	1.827	.952

JIC 37° SWIVEL FEMALE STEM 90° BENT TUBE SHORT DROP



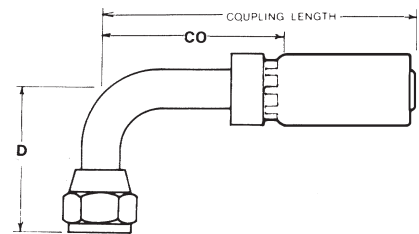
Part Number	Hose I.D.	Thread	Nut Hex	-D-Drop	Fitting Length	-CO-Cutoff
704-S-666	1/4	9/16 - 18	11/16	.780	2.590	1.710
706-S-666	3/8	9/16 - 18	11/16	.780	2.590	1.710
708-S-668	1/2	3/4 - 16	7/8	1.170	2.820	1.880

NPSM SWIVEL FEMALE STEM



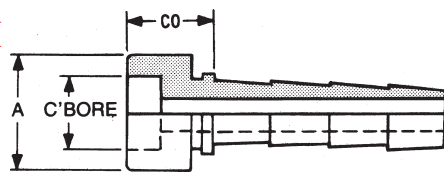
Part Number	Hose I.D.	Thread	Stem Hex	Nut Hex	Stem I.D.	Fitting Length	-CO-Cutoff
703-4 FPX	3/16	1/4 - 18	1/2	11/16	.125	1.794	.919
704-4 FPX	1/4	1/4 - 18	5/8	11/16	.156	1.850	.985
706-6 FPX	3/8	3/8 - 18	11/16	7/8	.234	2.027	1.153

JIC 37° SWIVEL FEMALE STEM 90° BENT TUBE MEDIUM DROP



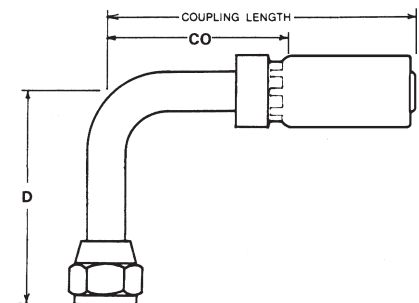
Part Number	Hose I.D.	Thread	Nut Hex	-D-Drop	Fitting Length	-CO-Cutoff
704-M-664	1/4	7/16 - 20	9/16	.920	2.350	1.470
706-M-666	3/8	9/16 - 18	11/16	1.130	2.590	1.710

TUBE STEM



Part Number	Hose I.D.	C' Bore DIA	C' Bore Depth	-A-O.D.	Stem I.D.	Fitting Length	-CO-Cutoff
703-T03	3/16	3/16	.218	1/2	.125	1.437	.562
703-T04	3/16	1/4	.218	1/2	.125	1.437	.562
703-T05	3/16	5/16	.218	.604	.156	1.437	.562
704-T04	1/4	1/4	.218	.604	.156	1.437	.562
704-T05	1/4	5/16	.218	.604	.156	1.437	.562
704-T06	1/4	3/8	.218	.604	.156	1.437	.562
705-T06	5/16	3/8	.218	5/8	.234	1.437	.562
706-T06	3/8	3/8	.218	3/4	.296	1.437	.562
708-T06	1/2	3/8	.218	7/8	.361	1.500	.562
708-T08	1/2	1/2	.218	7/8	.361	1.500	.562
708-T10	1/2	5/8	.218	7/8	.361	1.500	.562
708-T12	1/2	3/4	.218	7/8	.361	1.500	.562

JIC 37° SWIVEL FEMALE STEM 90° BENT TUBE LONG DROP

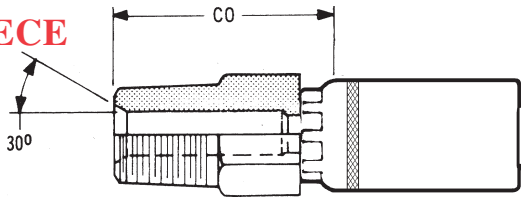


Part Number	Hose I.D.	Thread	Nut Hex	-D-Drop	Fitting Length	-CO-Cutoff
706-L-666	3/8	9/16 - 18	11/16	2.180	2.590	1.710

One-Piece Fittings for P.T.F.E. Hose

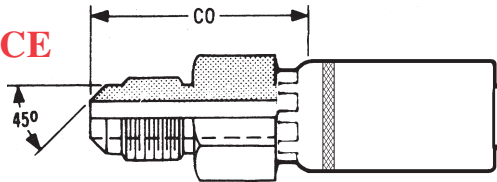


NPTF SOLID MALE ONE-PIECE



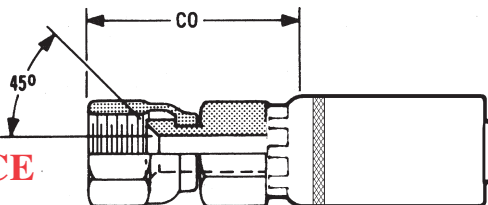
Part Number	Hose I.D.	Thread	Hex	Fitting Length	-CO-Cutoff
● 204-TF-102	3/16	1/8-27	1/2	1.971	1.061
● 204-TF-104	3/16	1/4-18	9/16		
● 205-TF-104	1/4	1/4-18	9/16		
● 206-TF-104	5/16	1/4-18	9/16		
● 206-TF-106	5/16	3/8-18	11/16		
● 207-TF-106	3/8	3/8-18	11/16		
● 208-TF-106	13/32	3/8-18	11/16		
● 208-TF-108	13/32	1/2-14	7/8		
● 210-TF-108	1/2	1/2-14	7/8		
● 212-TF-112	5/8	3/4-14	1-1/16		
● 216-TF-116	7/8	1-11-1/2	1-3/8		

SAE SOLID MALE ONE-PIECE



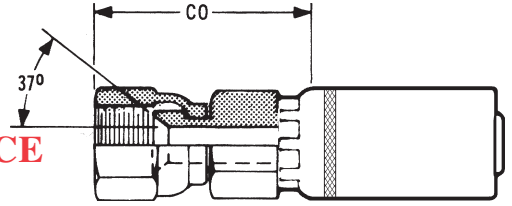
Part Number	Hose I.D.	Thread	Hex	Fitting Length	-CO-Cutoff
● 206-TF-305	5/16	1/2-20	5/8	1.939	1.374

SAE 45° SWIVEL FEMALE ONE-PIECE



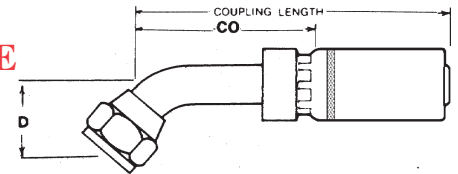
Part Number	Hose I.D.	Thread	Stem Hex	Nut Hex	Fitting Length	-CO-Cutoff
● 206-TF-405	5/16	1/2-20	5/8	11/16	2.035	1.115
● 206-TF-406	5/16	5/8-18	5/8	3/4	2.115	1.195
● 207-TF-406	3/8	5/8-18	5/8	3/4	2.115	1.195
● 210-TF-410	1/2	7/8-14	13/16	1-1/16	2.235	1.385

JIC 37° SWIVEL FEMALE ONE-PIECE



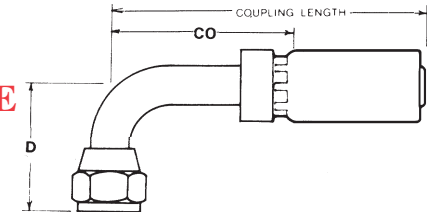
Part Number	Hose I.D.	Thread	Stem Hex	Nut Hex	Fitting Length	-CO-Cutoff
● 204-TF-604	3/16	7/16-20	1/2	9/16	1.885	.975
● 205-TF-604	1/4	7/16-20	1/2	9/16	1.995	1.085
● 205-TF-605	1/4	1/2-20	5/8	11/16	2.050	1.140
● 206-TF-605	5/16	1/2-20	5/8	11/16	2.050	1.140
● 206-TF-606	5/16	9/16-18	5/8	3/4	2.035	1.125
● 207-TF-606	3/8	9/16-18	5/8	3/4	2.035	1.125
● 208-TF-608	13/32	3/4-16	11/16	7/8	2.165	1.255
● 210-TF-608	1/2	3/4-16	13/16	7/8	2.212	1.302
● 210-TF-610	1/2	7/8-14	13/16	1-1/16	2.280	1.370
● 212-TF-610	5/8	7/8-14	1	1-1/16	2.580	1.420
● 212-TF-612	5/8	1-1/16-12	1	1-1/4	2.655	1.495
● 214-TF-612	3/4	1-1/16-12	1	1-1/4	2.655	1.495
● 216-TF-612	7/8	1-1/16-12	1-1/16	1-1/4	2.815	1.565
● 216-TF-616	7/8	1-5/16-12	1-1/4	1-1/2	2.910	1.660
● 218-TF-616	1	1-5/16-12	1-1/4	1-1/2	2.910	1.660
● 220-TF-620	1-1/8	1-5/8-12	1-1/2	2	3.175	1.825

SAE 45° SWIVEL FEMALE ONE-PIECE 45° BENT TUBE SHORT DROP



Part Number	Hose I.D.	Thread	Nut Hex	-D-Drop	Fitting Length	-CO-Cutoff
● 206-TFS-486	5/16	5/8-18	3/4	.410	2.925	2.015

SAE 45° SWIVEL FEMALE ONE-PIECE 90° BENT TUBE SHORT DROP



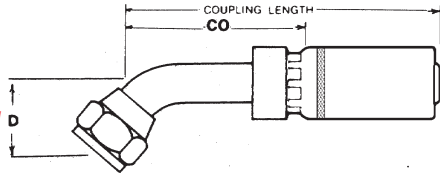
Part Number	Hose I.D.	Thread	Nut Hex	-D-Drop	Fitting Length	-CO-Cutoff
● 206-TFS-466	5/16	5/8-18	3/4	.850	2.575	1.665

● Indicates change or new product.



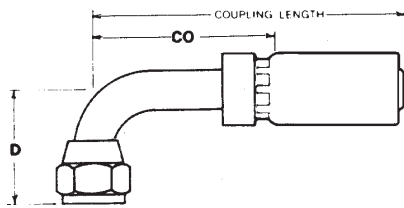
One-Piece Fittings for P.T.F.E. Hose

JIC 37° SWIVEL FEMALE ONE-PIECE 45° BENT TUBE SHORT DROP



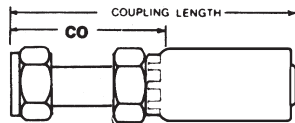
Part Number	Hose I.D.	Thread	Nut Hex	-D-Drop	Fitting Length	-CO-Cutoff
● 207-TFS-686	3/8	9/16-18	11/16	.410	2.925	2.015
● 216-TFS-696	7/8	1-5/16-12	1-1/2	.890	4.555	3.300

JIC 37° SWIVEL FEMALE ONE-PIECE 90° BENT TUBE SHORT DROP



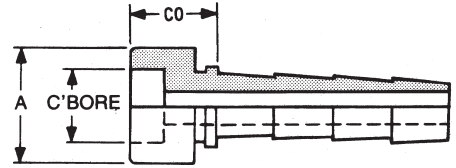
Part Number	Hose I.D.	Thread	Nut Hex	-D-Drop	Fitting Length	-CO-Cutoff
● 204-TFS-664	3/16	7/16-20	9/16	.780	2.335	1.425
● 205-TFS-664	1/4	7/16-20	9/16	.780	2.335	1.425
● 206-TFS-666	5/16	9/16-18	11/16	.850	2.575	1.665
● 207-TFS-666	3/8	9/16-18	11/16	.920	2.575	1.665
● 208-TFS-668	13/32	3/4-16	7/8	1.170	2.670	1.760
● 210-TFS-670	1/2	7/8-14	1	1.290	3.033	2.123
● 212-TFS-672	5/8	1-1/16-12	1-1/4	1.290	3.895	2.735
● 216-TFS-676	7/8	1-5/16-12	1-1/2	2.240	4.500	3.250
● 220-TFS-678	1-1/8	1-5/8-12	2	2.500	5.870	4.400

SWIVEL FEMALE FLAT FACE "O" RING SEAL ONE PIECE STRAIGHT



Part Number	Hose I.D.	Thread	Stem Hex	Nut Hex	Fitting Length	-CO-Cutoff
● 212-TFFSX-10	5/8	1-14	1	1-1/8	2.127	.967

TUBE STEM



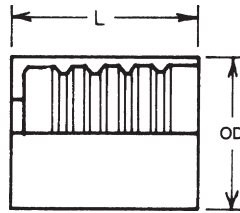
Part Number	Hose I.D.	C'Bore Diameter	C'Bore Depth	"A" O.D.	Fitting Length	-CO-Cutoff
● 204-TF-T04	3/16	1/4	.218	1/2	1.425	.515
● 205-TF-T04	1/4	1/4	.218	5/8	1.472	.562
● 205-TF-T05	1/4	5/16	.218	5/8	1.472	.562
● 206-TF-T06	5/16	3/8	.218	5/8	1.472	.562
● 207-TF-T06	3/8	3/8	.218	5/8	1.472	.562
● 208-TF-T08	13/32	1/2	.218	3/4	1.472	.562
● 210-TF-T08	1/2	1/2	.218	7/8	1.472	.562
● 210-TF-T10	1/2	5/8	.218	7/8	1.472	.562
● 212-TF-T10	5/8	5/8	.312	1	1.890	.730
● 212-TF-T12	5/8	3/4	.312	1	1.890	.730
● 216-TF-T16	7/8	1	.375	1-3/16	2.005	.755
● 220-TF-T20	1-1/8	1-1/4	.375	1-1/2	2.235	.765

● Indicates change or new product.

Stems and Ferrules for SAE 100R12, Three Wire Braid & Spiral Hydraulic Hose

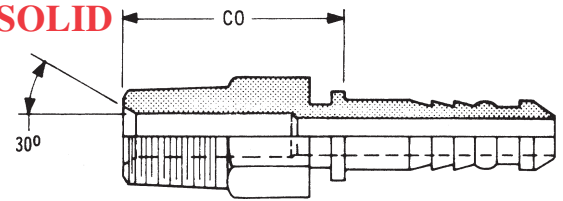


THREE WIRE AND 100R12 STEEL FERRULE SKIVE REQUIRED



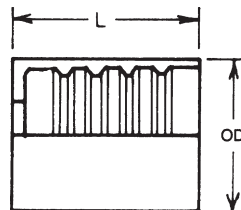
Part Number	Hose I.D.	-L-	-O.D.-	-I.D.-
504-500	1/4	1.000	.873	.630
208-200	3/8	1.250	1.125	.883
408-400	1/2	1.470	1.280	.980
410-400	5/8	1.493	1.362	1.062
412-400	3/4	1.969	1.495	1.206
416-400	1	2.066	1.870	1.560
420-400	1-1/4	2.210	2.250	1.912
424-400	1-1/2	2.580	2.562	2.200
432-400	2	3.070	3.125	2.690

NPTF SOLID MALE STEM



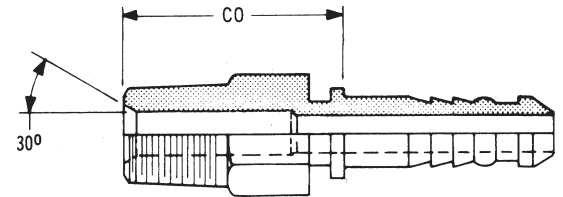
Part Number	Hose I.D.	Thread	Hex	Stem I.D.	Fitting Length	-CO-Cutoff
204-104	1/4	1/4 - 18	5/8	.156	1.940	1.030
206-106	3/8	3/8 - 18	11/16	.296	1.971	1.061
208-108	1/2	1/2 - 14	7/8	.406	2.472	1.312
412-112	3/4	3/4 - 14	1-1/16	.625	3.281	1.426
416-112	1	3/4 - 14	1-3/8	.655	3.565	1.515
416-116	1	1 - 11-1/2	1-3/8	.843	3.752	1.702
220-120	1-1/4	1-1/4 - 11-1/2	1-3/4	1.062	3.943	2.020
224-124	1-1/2	1-1/2 - 11-1/2	2	1.311	4.520	2.182
232-132	2	2 - 11-1/2	2-1/2	1.655	5.500	2.329

THREE WIRE AND 100R12 STAINLESS STEEL FERRULE TYPE 303 SKIVE REQUIRED



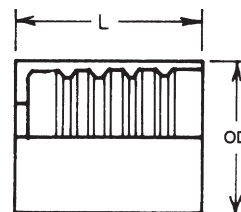
Part Number	Hose I.D.	-L-	-O.D.-	-I.D.-
408-SS-400	1/2	1.470	1.280	.980
410-SS-400	5/8	1.493	1.362	1.062
412-SS-400	3/4	1.969	1.495	1.206
416-SS-400	1	2.066	1.870	1.560
420-SS-400	1-1/4	2.210	2.250	1.912
424-SS-400	1-1/2	2.580	2.562	2.200
432-SS-400	2	3.070	3.125	2.690

NPTF SOLID MALE STEM STAINLESS STEEL TYPE 303



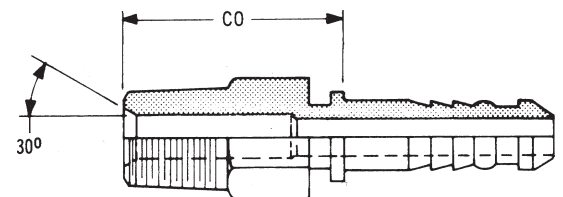
Part Number	Hose I.D.	Thread	Hex	Stem I.D.	Fitting Length	-CO-Cutoff
708-SS-108	1/2	1/2 - 14	7/8	.392	2.250	1.125
412-SS-112	3/4	3/4 - 14	1-1/16	.625	3.281	1.426
416-SS-116	1	1 - 11-1/2	1-3/8	.843	3.752	1.702
220-SS-120	1-1/4	1-1/4 - 11-1/2	1-3/4	1.062	3.943	2.020
224-SS-124	1-1/2	1-1/2 - 11-1/2	2	1.311	4.520	2.182
232-SS-132	2	2 - 11-1/2	2-1/2	1.655	5.500	2.324

THREE WIRE AND 100R12 STAINLESS STEEL FERRULE TYPE 316 SKIVE REQUIRED



Part Number	Hose I.D.	-L-	-O.D.-	-I.D.-
408-S16-400	1/2	1.470	1.280	.980
410-S16-400	5/8	1.493	1.362	1.062
412-S16-400	3/4	1.969	1.495	1.206
416-S16-400	1	2.066	1.870	1.560
420-S16-400	1-1/4	2.210	2.250	1.912
424-S16-400	1-1/2	2.580	2.562	2.200
432-S16-400	2	3.070	3.125	2.690

NPTF SOLID MALE STEM STAINLESS STEEL TYPE 316

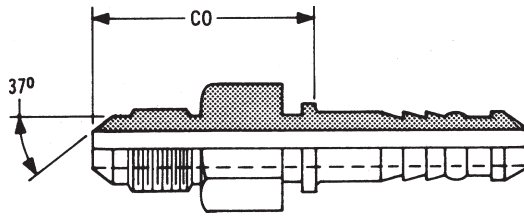


Part Number	Hose I.D.	Thread	Hex	Stem I.D.	Fitting Length	-CO-Cutoff
708-S16-108	1/2	1/2 - 14	7/8	.392	2.250	1.125
412-S16-112	3/4	3/4 - 14	1-1/16	.625	3.281	1.426
416-S16-116	1	1 - 11-1/2	1-3/8	.843	3.752	1.702
220-S16-120	1-1/4	1-1/4 - 11-1/2	1-3/4	1.062	3.943	2.020
224-S16-124	1-1/2	1-1/2 - 11-1/2	2	1.311	4.520	2.182
232-S16-132	2	2 - 11-1/2	2-1/2	1.655	5.500	2.324



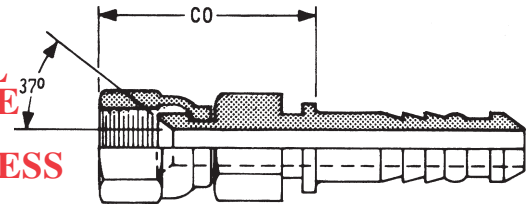
Stems for SAE 100R12, Three Wire Braid & Spiral Hydraulic Hose

JIC 37° SOLID MALE STEM



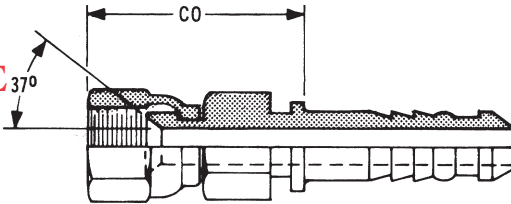
Part Number	Hose I.D.	Thread	Hex	Stem I.D.	Fitting Length	-CO-Cutoff
208-508	1/2	3/4 - 16	13/16	.390	2.378	1.218
208-510	1/2	7/8 - 14	7/8	.406	2.472	1.312
412-512	3/4	1-1/16 - 12	1-1/8	.625	3.398	1.543
412-516	3/4	1-5/16 - 12	1-3/8	.625	3.505	1.650
416-516	1	1-5/16 - 12	1-3/8	.844	3.726	1.676
220-520	1-1/4	1-5/8 - 12	1-3/4	1.062	3.932	1.993
224-524	1-1/2	1-7/8 - 12	2	1.312	4.598	2.620
232-532	2	2-1/2 - 12	2-5/8	1.655	5.802	2.635

JIC 37° SWIVEL FEMALE STEM STAINLESS STEEL TYPE 316



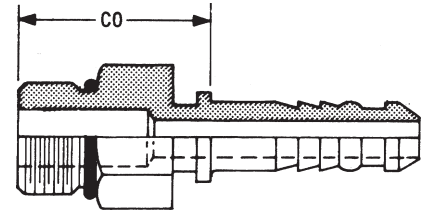
Part Number	Hose I.D.	Thread	Stem Hex	Nut Hex	Stem I.D.	Fitting Length	-CO-Cutoff
708-S16-608	1/2	3/4 - 16	13/16	7/8	.390	2.230	1.300
708-S16-610	1/2	7/8 - 14	13/16	1-1/16	.390	2.320	1.390
412-S16-612	3/4	1-1/16 - 12	1-1/16	1-1/4	.625	3.400	1.552
416-S16-616	1	1-5/16 - 12	1-3/8	1-1/2	.844	3.746	1.692
220-S16-620	1-1/4	1-5/8 - 12	1-3/4	2	1.062	4.155	2.195
224-S16-624	1-1/2	1-7/8 - 12	2	2-1/4	1.312	4.800	2.415
232-S16-632	2	2-1/2 - 12	2-5/8	2-7/8	1.655	6.075	2.930

JIC 37° SWIVEL FEMALE STEM



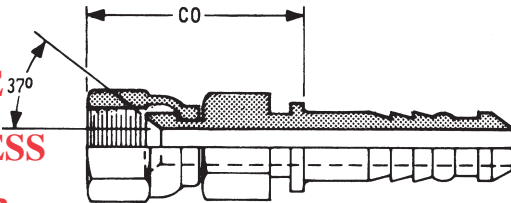
Part Number	Hose I.D.	Thread	Stem Hex	Nut Hex	Stem I.D.	Fitting Length	-CO-Cutoff
204-604	1/4	7/16 - 20	5/8	9/16	.156	1.995	1.070
204-605	1/4	1/2 - 20	5/8	11/16	.156	2.050	1.125
204-606	1/4	9/16 - 18	5/8	3/4	.156	2.035	1.120
206-606	3/8	9/16 - 18	11/16	3/4	.296	2.030	1.105
206-608	3/8	3/4 - 16	11/16	7/8	.296	2.165	1.245
208-608	1/2	3/4 - 16	13/16	7/8	.406	2.470	1.310
208-610	1/2	7/8 - 14	13/16	1-1/16	.406	2.300	1.370
412-612	3/4	1-1/16 - 12	1-1/16	1-1/4	.625	3.400	1.552
412-614	3/4	1-3/16 - 12	1-1/16	1-3/8	.625	3.440	1.574
412-616	3/4	1-5/16 - 12	1-1/4	1-1/2	.625	3.538	1.670
416-612	1	1-1/16 - 12	1-3/8	1-1/4	.718	3.565	1.578
416-616	1	1-5/16 - 12	1-3/8	1-1/2	.844	3.746	1.692
220-620	1-1/4	1-5/8 - 12	1-3/4	2	1.062	4.155	2.195
224-624	1-1/2	1-7/8 - 12	2	2-1/4	1.312	4.800	2.415
232-632	2	2-1/2 - 12	2-5/8	2-7/8	1.655	6.075	2.930

ORB SOLID MALE STEM



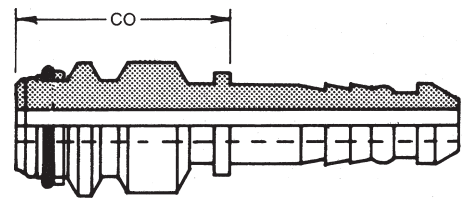
Part Number	Hose I.D.	Thread	Hex	Stem I.D.	Fitting Length	-CO-Cutoff
412-712	3/4	1-1/16 - 12	1-1/4	.625	3.125	1.270
416-716	1	1-5/16 - 12	1-1/2	.844	3.409	1.359
220-720	1-1/4	1-5/8 - 12	1-3/4	1.062	3.568	1.646

JIC 37° SWIVEL FEMALE STEM STAINLESS STEEL TYPE 303



Part Number	Hose I.D.	Thread	Stem Hex	Nut Hex	Stem I.D.	Fitting Length	-CO-Cutoff
708-SS-608	1/2	3/4 - 16	13/16	7/8	.390	2.230	1.300
708-SS-610	1/2	7/8 - 14	13/16	1-1/16	.390	2.320	1.390
412-SS-612	3/4	1-1/16 - 12	1-1/16	1-1/4	.625	3.400	1.552
416-SS-616	1	1-5/16 - 12	1-3/8	1-1/2	.844	3.746	1.692
220-SS-620	1-1/4	1-5/8 - 12	1-3/4	2	1.062	4.155	2.195
224-SS-624	1-1/2	1-7/8 - 12	2	2-1/4	1.312	4.800	2.415
232-SS-632	2	2-1/2 - 12	2-5/8	2-7/8	1.655	6.075	2.930

MALE "O"-LOK STEM

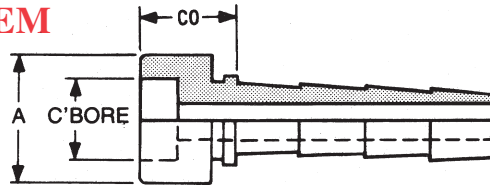


Part Number	Hose I.D.	Male Size	Stem I.D.	Fitting Length	-CO-Cutoff
204-S04	1/4	1/4	.156	2.227	.687
206-S06	3/8	3/8	.296	2.227	.687
208-S08	1/2	1/2	.406	2.477	.711
412-S12	3/4	3/4	.625	3.224	1.369
416-S16	1	1	.843	3.650	1.600
220-S20	1-1/4	1-1/4	1.062	3.683	1.764
224-S24	1-1/2	1-1/2	1.250	4.320	1.555
232-S32	2	2	1.655	5.160	2.035

Stems for SAE 100R12, Three Wire Braid & Spiral Hydraulic Hose

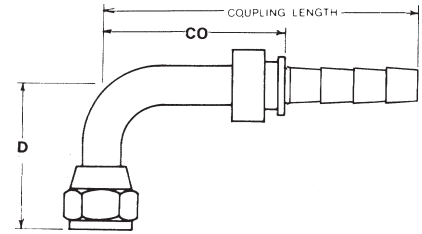


TUBE STEM



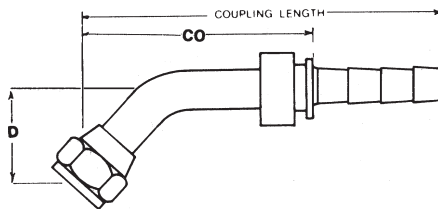
Part Number	Hose I.D.	C' Bore DIA	C' Bore Depth	-A- O.D.	Stem I.D.	Fitting Length	-CO- Cutoff
406-T06	3/8	3/8	.375	.750	.296	1.597	.687
408-T08	1/2	1/2	.375	.685	.406	1.847	.687
408-T10	1/2	5/8	.375	.685	.406	1.847	.687
412-T12	3/4	3/4	.375	.935	.625	2.566	.711
412-T16	3/4	1	.375	1.187	.625	2.579	.724
● 416-T12	1	3/4	.375	1.437	.843	2.800	.750
416-T16	1	1	.375	1.187	.844	2.800	.750
416-T20	1	1-1/4	.375	1.437	.844	2.800	.750
420-T20	1-1/4	1-1/4	.375	1.437	1.062	2.840	1.920
420-T24	1-1/4	1-1/2	.375	1.750	1.062	2.840	1.920
● 424-T20	1-1/2	1-1/4	.375	2.000	1.125	3.258	.920
424-T24	1-1/2	1-1/2	.375	1.812	1.250	3.258	2.338
424-T32	1-1/2	2	.375	2.250	1.250	3.258	2.338
432-T32	2	2	.375	2.250	1.655	4.086	3.167

JIC 37° SWIVEL FEMALE STEM 90° BENT TUBE MEDIUM DROP



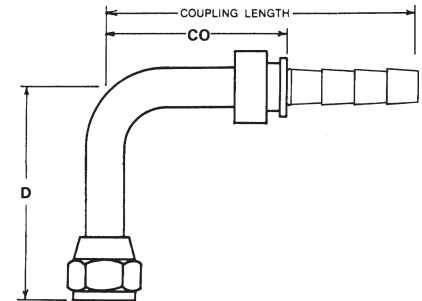
Part Number	Hose I.D.	Thread	Nut Hex	-D- Drop	Fitting Length	-CO- Cutoff
412-M-672	3/4	1-1/16 - 12	1-1/4	2.060	4.570	2.715
412-M-676	3/4	1-5/16 - 12	1-1/2	2.620	5.195	3.210
416-M-676	1	1-5/16 - 12	1-1/2	2.620	5.290	3.240
420-M-678	1-1/4	1-5/8 - 12	2	3.500	6.840	4.921

JIC 37° SWIVEL FEMALE STEM 45° BENT TUBE MEDIUM DROP



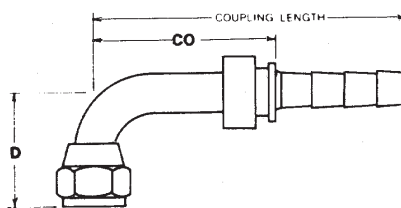
Part Number	Hose I.D.	Thread	Nut Hex	-D- Drop	Fitting Length	-CO- Cutoff
412-M-692	3/4	1-1/16 - 12	1-1/4	1.060	4.720	2.870
416-M-696	1	1-5/16 - 12	1-1/2	1.187	5.345	3.295
420-M-698	1-1/4	1-5/8 - 12	2	1.300	6.840	4.921

JIC 37° SWIVEL FEMALE STEM 90° BENT TUBE LONG DROP



Part Number	Hose I.D.	Thread	Nut Hex	-D- Drop	Fitting Length	-CO- Cutoff
412-L-672	3/4	1-1/16 - 12	1-1/2	3.730	3.880	2.025
416-L-676	1	1-5/16 - 12	1-1/2	4.330	5.800	3.750

JIC 37° SWIVEL FEMALE STEM 90° BENT TUBE SHORT DROP



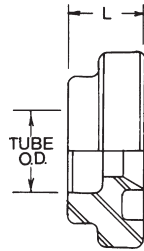
Part Number	Hose I.D.	Thread	Nut Hex	-D- Drop	Fitting Length	-CO- Cutoff
412-S-672	3/4	1-1/16 - 12	1-1/4	1.870	4.650	2.795
412-S-676	3/4	1-5/16 - 12	1-1/2	2.240	5.060	3.210
416-S-676	1	1-5/16 - 12	1-1/2	2.250	5.800	3.750
420-S-678	1-1/4	1-5/8 - 12	2	2.500	6.840	4.921

● Indicates change or new product.



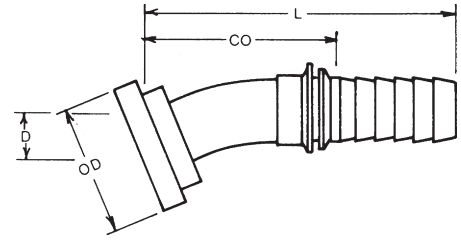
Stems for SAE 100R12, Three Wire Braid & Spiral Hydraulic Hose

“O” RING FLANGE HEAD CODE 61



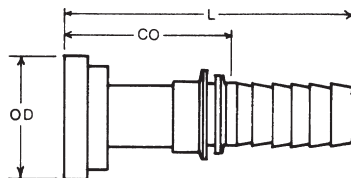
Part Number	Tube O.D.	Flange Size	Flange O.D.	Flange Length
408-F08	1/2	1/2	1-3/16	.500
408-F12	1/2	3/4	1-1/2	.500
412-F12	3/4	3/4	1-1/2	.500
412-F16	3/4	1	1-3/4	.562
414-F12	7/8	3/4	1-3/4	.500
416-F12	1	3/4	1-1/2	.500
416-F16	1	1	1-3/4	.562
416-F20	1	1-1/4	2	.562
420-F16	1-1/4	1	1-3/4	.562
420-F20	1-1/4	1-1/4	2	.562
420-F24	1-1/4	1-1/2	2-3/8	.625
420-F32	1-1/4	2	2-13/16	.625
424-F24	1-1/2	1-1/2	2-3/8	.625
424-F32	1-1/2	2	2-13/16	.625
432-F24	2	1-1/2	2-3/8	.625
432-F32	2	2	2-13/16	.625

“O” RING FLANGE CODE 61 22½°



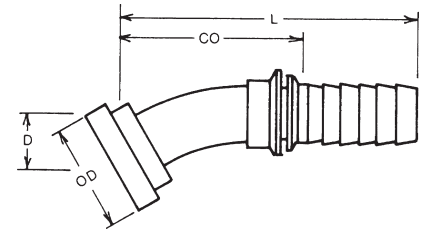
Part Number	Hose I.D.	Flange Size	Flange O.D.	-D-Drop	Fitting Length	-CO-Cutoff
412-H03	3/4	1	1-3/4	.440	4.360	2.250
416-H03	1	1	1-3/4	.500	5.490	3.440
416-H04	1	1-1/4	2	.500	5.490	3.440
424-H05	1-1/2	1-1/2	2-3/8	.630	6.258	3.924
424-H06	1-1/2	2	2-13/16	.630	6.258	3.924
432-H06	2	2	2-13/16	.880	8.586	5.402

“O” RING FLANGE CODE 61 STRAIGHT



Part Number	Hose I.D.	Flange Size	Flange O.D.	Fitting Length	-CO-Cutoff
408-G08	1/2	1/2	1-3/16	3.270	2.115
408-G12	1/2	3/4	1-1/2	3.400	2.245
412-G12	3/4	3/4	1-1/2	3.839	1.984
412-G16	3/4	1	1-3/4	3.901	2.046
416-G12	1	3/4	1-1/2	3.915	1.880
416-G16	1	1	1-3/4	4.150	2.100
416-G20	1	1-1/4	2	4.150	2.120
416-G32	1	2	2-13/16	4.268	2.218
420-G16	1-1/4	1	1-3/4	4.370	2.451
420-G20	1-1/4	1-1/4	2	4.370	2.447
420-G24	1-1/4	1-1/2	2-3/8	4.370	2.447
424-G24	1-1/2	1-1/2	2-3/8	4.788	2.450
424-G32	1-1/2	2	2-13/16	4.788	2.454
432-G24	2	1-1/2	2-3/8	5.786	2.602
432-G32	2	2	2-13/16	5.786	2.619

“O” RING FLANGE CODE 61 30°

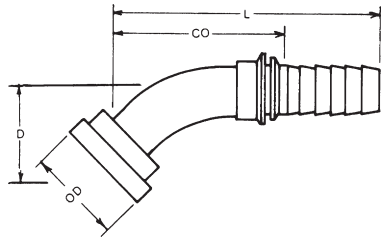


Part Number	Hose I.D.	Flange Size	Flange O.D.	-D-Drop	Fitting Length	-CO-Cutoff
408-H21	1/2	1/2	1-3/16	.500	3.460	2.230
408-H22	1/2	3/4	1-1/2	.500	3.460	2.230
412-H22	3/4	3/4	1-1/2	.580	4.450	2.600
412-H23	3/4	1	1-3/4	.580	4.450	2.600
416-H23	1	1	1-3/4	.620	5.490	3.440
416-H24	1	1-1/4	2	.620	5.490	3.440
420-H24	1-1/4	1-1/4	2	.720	5.594	3.671
420-H25	1-1/4	1-1/2	2-3/8	.720	6.751	4.828
424-H26	1-1/2	2	2-13/16	.880	6.508	4.174
432-H26	2	2	2-13/16	1.250	9.086	5.902

Stems for SAE 100R12, Three Wire Braid & Spiral Hydraulic Hose

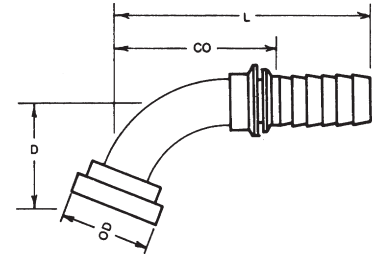


“O” RING FLANGE CODE 61 45°



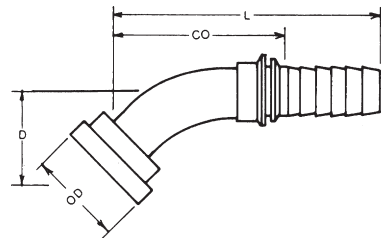
Part Number	Hose I.D.	Flange Size	Flange O.D.	-D-Drop	Fitting Length	-CO-Cutoff
408-G41	1/2	1/2	1-3/16	.780	3.390	2.230
408-G42	1/2	3/4	1-1/2	.780	3.390	2.230
412-G42	3/4	3/4	1-1/2	1.000	4.635	2.780
412-G46	3/4	1	1-3/4	1.000	4.635	2.780
416-G46	1	1	1-3/4	1.060	5.600	3.550
416-G50	1	1-1/4	2	1.060	5.600	3.550
416-G62	1	2	2-13/16	1.060	5.600	3.550
420-G46	1-1/4	1	1-3/4	1.150	5.720	3.801
420-G50	1-1/4	1-1/4	2	1.150	5.720	3.797
420-G54	1-1/4	1-1/2	2-3/8	1.150	5.720	3.797
420-G62	1-1/4	2	2-13/16	1.150	5.720	3.801
424-G54	1-1/2	1-1/2	2-3/8	1.410	6.508	4.174
424-G62	1-1/2	2	2-13/16	1.410	6.508	4.174
432-G62	2	2	2-13/16	3.430	11.000	7.833

“O” RING FLANGE CODE 61 67½°



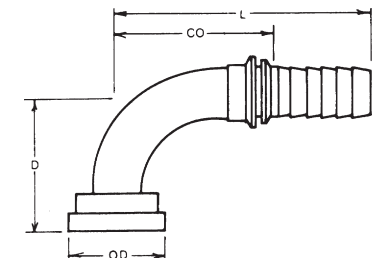
Part Number	Hose I.D.	Flange Size	Flange O.D.	-D-Drop	Fitting Length	-CO-Cutoff
408-H61	1/2	1/2	1-3/16	1.350	3.450	2.300
408-H62	1/2	3/4	1-1/2	1.500	3.655	2.505
412-H62	3/4	3/4	1-1/2	1.750	5.550	3.700
412-H63	3/4	1	1-3/4	1.750	5.550	3.700
416-H63	1	1	1-3/4	1.800	5.800	3.750
420-H64	1-1/4	1-1/4	2	1.930	6.090	4.167
420-H65	1-1/4	1-1/2	2-3/8	1.930	6.090	4.170
432-H66	2	2	2-13/16	4.000	10.850	7.700

“O” RING FLANGE CODE 61 60°



Part Number	Hose I.D.	Flange Size	Flange O.D.	-D-Drop	Fitting Length	-CO-Cutoff
412-H52	3/4	3/4	1-1/2	1.450	4.820	2.970
420-H54	1-1/4	1-1/4	2	2.000	6.550	4.650
424-H55	1-1/2	1-1/2	2-3/8	3.380	7.190	4.852
432-H56	2	2	2-13/16	4.607	10.746	7.573

“O” RING FLANGE CODE 61 90°

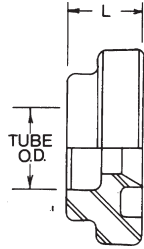


Part Number	Hose I.D.	Flange Size	Flange O.D.	-D-Drop	Fitting Length	-CO-Cutoff
408-G71	1/2	1/2	1-3/16	1.630	3.170	2.110
408-G72	1/2	3/4	1-1/2	1.630	3.170	2.110
412-G72	3/4	3/4	1-1/2	2.130	4.440	2.580
412-G76	3/4	1	1-3/4	2.130	4.440	2.585
416-G76	1	1	1-3/4	2.380	5.300	3.250
416-G80	1	1-1/4	2	2.380	5.300	3.250
416-G92	1	2	2-13/16	3.880	5.300	3.250
420-G80	1-1/4	1-1/4	2	2.690	5.840	3.917
420-L-G80	1-1/4	1-1/4	2	3.880	5.840	3.917
420-G84	1-1/4	1-1/2	2-3/8	3.880	5.840	3.917
420-G92	1-1/4	2	2-13/16	3.880	5.840	3.917
424-G84	1-1/2	1-1/2	2-3/8	3.120	6.758	4.424
424-L-G84	1-1/2	1-1/2	2-3/8	4.750	6.762	4.424
424-G92	1-1/2	2	2-13/16	4.750	6.758	4.420
432-G92	2	2	2-13/16	4.500	9.586	6.419
432-L-G92	2	2	2-13/16	6.590	9.586	6.419
432-G96	2	2-1/2	3-5/16	4.750	8.625	5.458



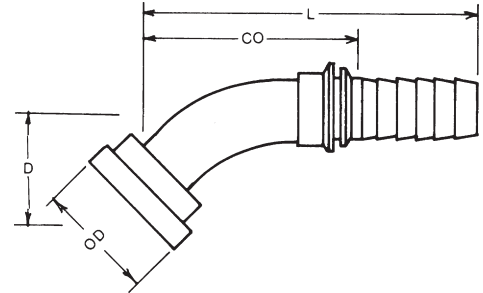
Stems for SAE 100R12, Three Wire Braid & Spiral Hydraulic Hose

“O” RING FLANGE HEAD CODE 62



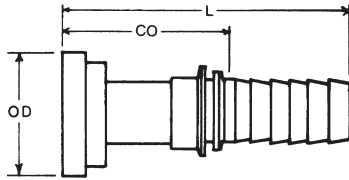
Part Number	Tube O.D.	Flange Size	Flange O.D.	Flange Length
408-62-F08	1/2	1/2	1-1/4	.562
412-62-F12	3/4	3/4	1-5/8	.687
416-62-F16	1	1	1-7/8	.812
420-62-F20	1-1/4	1-1/4	2-1/8	1.000
424-62-F24	1-1/2	1-1/2	2-1/2	1.187
432-62-F32	2	2	3-1/8	1.500

“O” RING FLANGE CODE 62 45°



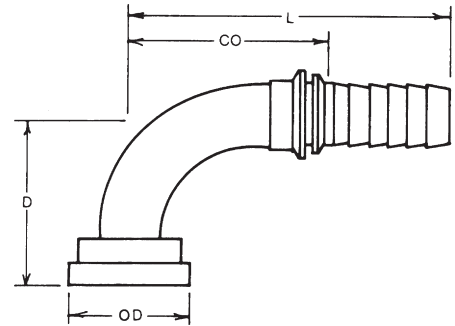
Part Number	Hose I.D.	Flange Size	Flange O.D.	-D-Drop	Fitting Length	-CO-Cutoff
412-62-G42	3/4	3/4	1-5/8	1.093	4.733	2.873
412-62-G46	3/4	1	1-7/8	1.125	4.765	2.905
416-62-G46	1	1	1-7/8	1.185	5.725	3.675
416-62-G50	1	1-1/4	2-1/8	1.278	5.818	3.768
420-62-G50	1-1/4	1-1/4	2-1/8	1.368	5.937	4.019
420-62-G54	1-1/4	1-1/2	2-1/2	1.431	6.000	4.082
424-62-G54	1-1/2	1-1/2	2-1/2	1.628	6.790	4.455

“O” RING FLANGE CODE 62 STRAIGHT



Part Number	Hose I.D.	Flange Size	Flange O.D.	Fitting Length	-CO-Cutoff
408-62-G08	1/2	1/2	1-1/4	3.332	2.177
412-62-G12	3/4	3/4	1-5/8	4.032	2.171
412-62-G16	3/4	1	1-7/8	4.180	2.330
416-62-G16	1	1	1-7/8	4.400	2.370
416-62-G20	1	1-1/4	2-1/8	4.587	2.557
420-62-G20	1-1/4	1-1/4	2-1/8	4.558	2.635
420-62-G24	1-1/4	1-1/2	2-1/2	4.932	3.013

“O” RING FLANGE CODE 62 90°



Part Number	Hose I.D.	Flange Size	Flange O.D.	-D-Drop	Fitting Length	-CO-Cutoff
412-62-G72	3/4	3/4	1-5/8	2.317	4.440	2.630
412-62-G76	3/4	1	1-7/8	2.380	4.440	2.585
416-62-G76	1	1	1-7/8	2.630	5.300	3.250
416-62-G80	1	1-1/4	2-1/8	2.817	5.300	3.250
420-62-G80	1-1/4	1-1/4	2-1/8	3.127	5.840	3.921
420-62-G84	1-1/4	1-1/2	2-1/2	3.250	5.840	3.921
424-62-G84	1-1/2	1-1/2	2-1/2	3.682	6.758	4.424

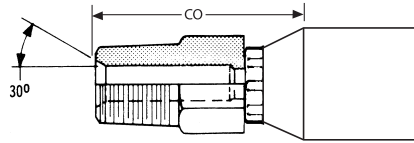
One-Piece Fittings

1W

SAE 100R12 Non-Skive SAE 100R13 Skive

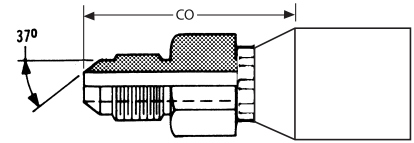


NPTF SOLID MALE STEM



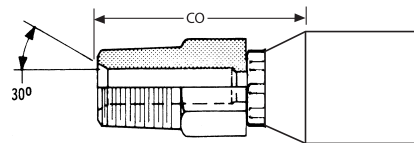
Part Number	Hose I.D.	Thread	Hex	Stem I.D.	Fitting Length	-CO-Cutoff
608-1W-108	1/2	1/2 - 14	7/8	.39	2.83	1.37
612-1W-112	3/4	3/4 - 14	1-1/16	.58	3.17	1.47
612-1W-116	3/4	1 - 11-1/2	1-3/8	.58	3.36	1.66
616-1W-116	1	1 - 11-1/2	1-3/8	.78	3.67	1.72
620-1W-120	1-1/4	1-1/4 11-1/2	1-3/4	1.01	4.29	1.91
624-1W-124	1-1/2	1-1/2 11-1/2	2	1.25	4.91	2.03
632-1W-132	2	2 11-1/2	2-1/2	1.61	5.28	2.23

JIC 37° SOLID MALE STEM



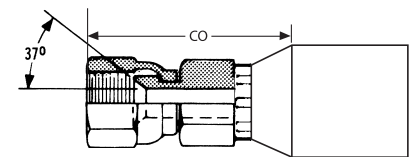
Part Number	Hose I.D.	Thread	Hex	Stem I.D.	Fitting Length	-CO-Cutoff
608-1W-508	1/2	3/4 - 16	13/16	.39	2.67	1.22
608-1W-510	1/2	7/8 - 14	7/8	.39	2.76	1.31
612-1W-512	3/4	1-1/16 - 12	1-1/8	.58	3.22	1.52
612-1W-516	3/4	1-5/16 - 12	1-3/8	.58	3.27	1.57
616-1W-516	1	1-5/16 - 12	1-3/8	.78	3.65	1.70
620-1W-520	1-1/4	1-5/8 - 12	1-3/4	1.01	4.28	1.90
620-1W-524	1-1/4	1-7/8 - 12	2	1.01	4.53	2.15
624-1W-524	1-1/2	1-7/8 - 12	2	1.25	4.99	2.12
632-1W-532	2	2-1/2 - 12	2-5/8	1.61	5.58	2.53

NPTF SOLID MALE STEM WITH LONG HEX



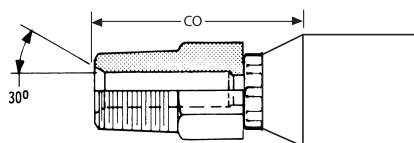
Part Number	Hose I.D.	Thread	Hex Length	Stem I.D.	Fitting Length	-CO-Cutoff
612-1WXL-112	3/4	3/4 - 14	1-1/2	.58	4.17	2.47
616-1WXL-116	1	1 - 11-1/2	1-1/2	.78	4.67	2.72
620-1WXL-120	1-1/4	1-1/4 11-1/2	1-1/2	1.01	5.16	2.79
624-1WXL-124	1-1/2	1-1/2 11-1/2	1-1/2	1.25	5.66	2.78
632-1WXL-132	2	2 11-1/2	1-1/2	1.61	5.90	2.85

JIC 37° SWIVEL FEMALE STEM



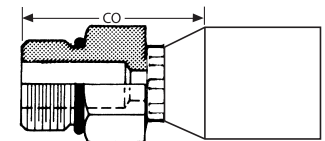
Part Number	Hose I.D.	Thread	Stem Hex	Nut Hex	Stem I.D.	Fitting Length	-CO-Cutoff
608-1W-608	1/2	3/4 - 16	13/16	7/8	.39	1.83	1.40
608-1W-610	1/2	7/8 - 14	13/16	1-1/16	.39	2.93	1.50
612-1W-610	3/4	7/8 - 14	1-1/16	1-1/16	.58	3.23	1.53
612-1W-612	3/4	1-1/16 - 12	1-1/16	1-3/8	.58	3.27	1.58
612-1W-614	3/4	1-3/16 - 12	1-1/16	1-3/8	.58	3.26	1.56
612-1W-616	3/4	1-5/16 - 12	1-1/4	1-5/8	.58	3.47	1.77
● 616-1W-612	1	1-1/16-12	1-1/4	1-3/8	.781	3.59	2.23
616-1W-616	1	1-5/16 - 12	1-3/8	1-5/8	.78	3.77	1.82
616-1W-620	1	1-5/8 - 12	1-1/2	2	.78	3.89	1.94
620-1W-620	1-1/4	1-5/8 - 12	1-3/4	2	1.01	4.64	2.24
620-1W-624	1-1/4	1-7/8 - 12	2	2-1/4	1.01		
624-1W-624	1-1/2	1-7/8 - 12	2	2-1/4	1.25	5.28	2.40
632-1W-632	2	2-1/2 - 12	2-1/2	2-7/8	1.61	5.94	2.89

A.P.I. SOLID MALE STEM WITH LONG HEX



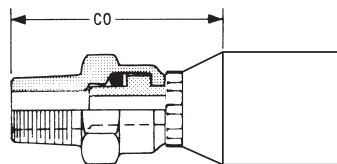
Part Number	Hose I.D.	Thread	Hex Length	Stem I.D.	Fitting Length	-CO-Cutoff
616-1WAP-116	1	1 - 11-1/2	1-1/2	.78		
620-1WAP-120	1-1/4	1-1/4 11-1/2	1-1/2	1.01		
624-1WAP-124	1-1/2	1-1/2 11-1/2	1-1/2	1.25		
632-1WAP-132	2	2 11-1/2	1-1/2	1.61	6.87	3.82

ORB SOLID MALE STEM



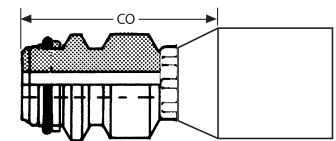
Part Number	Hose I.D.	Thread	Hex	Stem I.D.	Fitting Length	-CO-Cutoff
612-1W-712	3/4	1-1/16 - 12	1-1/4	.58	2.95	1.25
616-1W-716	1	1-5/16 - 12	1-1/2	.78	3.27	1.32
620-1W-720	1-1/4	1-5/8 - 12	1-3/4	1.01	3.91	1.54

NPTF SWIVEL MALE



Part Number	Hose I.D.	Thread	Nut Hex	Stem I.D.	Fitting Length	-CO-Cutoff
608-1W-208	1/2	1/2 - 14	7/8	.39		
612-1W-212	3/4	3/4 - 14	1-5/16	.58	3.57	1.87

MALE "O"-LOK STEM



Part Number	Hose I.D.	Male Size	Stem I.D.	Fitting Length	-CO-Cutoff
608-1W-S08	1/2	1/2	.39	2.77	1.31
612-1W-S12	3/4	3/4			
616-1W-S16	1	1			
620-1W-S20	1-1/4	1-1/4			
624-1W-S24	1-1/2	1-1/2			
632-1W-S32	2	2			

● Indicates change or new product.

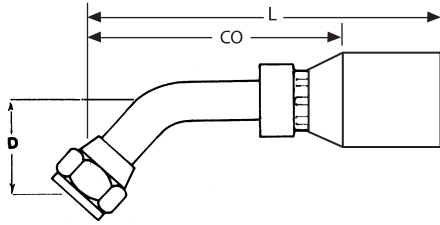


One-Piece
Fittings

1W

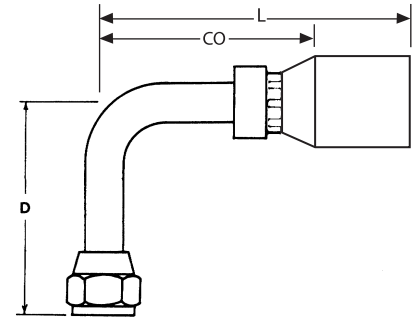
SAE 100R12 Non-Skive
SAE 100R13 Skive

JIC 37°
SWIVEL
FEMALE
STEM
45° BENT
TUBE
MEDIUM
DROP



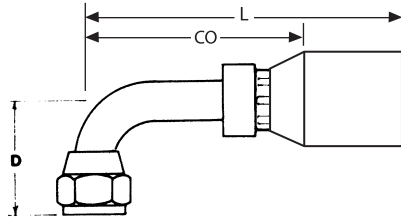
Part Number	Hose I.D.	Thread	Nut Hex	-D-Drop	Fitting Length	-CO-Cutoff
608-1WBS-688	1/2	3/4 - 16	7/8	.55	3.88	2.43
608-1WBS-690	1/2	7/8 - 14	1	.65	4.17	2.72
612-1WM-692	3/4	1-1/16 - 12	1-3/8	.98	4.09	2.39
612-1WM-696	3/4	1-5/16 - 12	1-5/8	1.10	4.21	2.51
616-1WM-696	1	1-5/16 - 12	1-5/8	1.04	4.65	2.70
616-1WM-698	1	1-5/8 - 12	2	1.32	4.92	2.97
620-1WM-698	1-1/4	1-5/8 - 12	2	1.42	6.16	3.79
620-1WM-699	1-1/4	1-7/8 - 12	2-1/4	1.61	6.36	3.98
624-1WM-699	1-1/2	1-7/8 - 12	2-1/4	1.81	7.40	4.53
632-1WM-700	2	2-1/2 - 12	2-7/8	2.21	8.48	5.43

JIC 37°
SWIVEL
FEMALE
STEM
90° BENT
TUBE
LONG
DROP



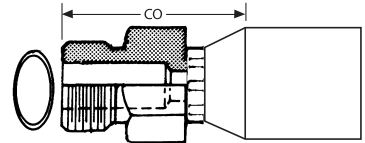
Part Number	Hose I.D.	Thread	Nut Hex	-D-Drop	Fitting Length	-CO-Cutoff
608-1WBL-668	1/2	3/4 - 16	7/8	2.43	3.40	1.95
612-1WL-672	3/4	1-1/16 - 12	1-3/8	3.74	3.82	2.12
616-1WL-676	1	1-5/16 - 12	1-5/8	4.33	4.45	2.50

JIC 37°
SWIVEL
FEMALE
STEM
90° BENT
TUBE
SHORT
DROP



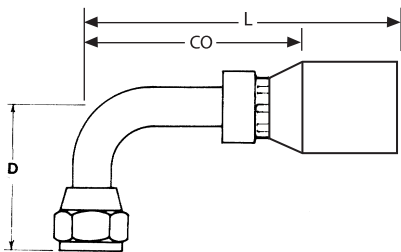
Part Number	Hose I.D.	Thread	Nut Hex	-D-Drop	Fitting Length	-CO-Cutoff
608-1WBS-668	1/2	3/4 - 16	7/8	1.17	3.34	1.88
608-1WBS-670	1/2	7/8 - 14	1	1.32	3.70	2.25
616-1WS-678	1	1-5/8 - 12	2			
620-1WS-678	1-1/4	1-5/8 - 12	2			

SOLID MALE
FLAT FACE
"O" RING
SEAL STEM



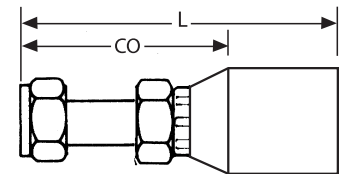
Part Number	Hose I.D.	Thread	Hex	Stem I.D.	Fitting Length	-CO-Cutoff	"O" Ring Part No.
608-1WFS-08	1/2	13/16 - 16	7/8	.39	2.52	1.06	8 ORFS
612-1WFS-12	3/4	1-3/16 - 12	1-1/4	.58	3.03	1.33	12 ORFS
616-1WFS-16	1	1-7/16 - 12	1-1/2	.78	3.42	1.47	16 ORFS
620-1WFS-20	1-1/4	1-11/16 - 12	1-3/4	1.01	4.01	1.63	20 ORFS
624-1WFS-24	1-1/2	2 - 12	2-1/8				24 ORFS

JIC 37°
SWIVEL
FEMALE
STEM
90° BENT
TUBE
MEDIUM
DROP



Part Number	Hose I.D.	Thread	Nut Hex	-D-Drop	Fitting Length	-CO-Cutoff
612-1WM-672	3/4	1-1/16 - 12	1-3/8	2.56	3.82	2.12
612-1WM-676	3/4	1-5/16 - 12	1-5/8	2.91	3.82	2.12
616-1WM-676	1	1-5/16 - 12	1-5/8	2.80	4.45	2.50
616-1WM-678	1	1-5/8 - 12	2	3.19	4.45	2.50
620-1WM-678	1-1/4	1-5/8 - 12	2	3.15	5.91	3.53
620-1WM-680	1-1/4	1-7/8 - 12	2-1/4	3.54	5.91	3.53
624-1WM-680	1-1/2	1-7/8 - 12	2-1/4	3.94	6.85	3.98
632-1WM-684	2	2-1/2 - 12	2-7/8	4.88	8.03	4.98

SWIVEL
FEMALE
FLAT FACE
"O" RING
SEAL STEM
STRAIGHT



Part Number	Hose I.D.	Thread	Stem Hex	Nut Hex	Fitting Length	-CO-Cutoff
608-1WFSX-06	1/2	11/16 - 16	13/16	13/16	2.36	.91
608-1WFSX-08	1/2	13/16 - 16	13/16	15/16	2.40	.95
608-1WFSX-10	1/2	1 - 14	7/8	1-1/8	2.42	.97
608-1WFSX-12	1/2	1-3/16 - 12	1-1/8	1-3/8	2.43	.98
612-1WFSX-08	3/4	13/16 - 16	1	15/16	2.68	.98
612-1WFSX-10	3/4	1 - 14	1	1-1/8	2.70	1.00
612-1WFSX-12	3/4	1-3/16 - 12	1-1/8	1-3/8	2.71	1.01
612-1WFSX-16	3/4	1-7/16 - 12	1-3/8	1-5/8	2.85	1.15
616-1WFSX-16	1	1-7/16 - 12	1-3/8	1-5/8	3.39	1.44
616-1WFSX-20	1	1-11/16 - 12	1-19/32	1-31/32	3.43	1.48
620-1WFSX-20	1-1/4	1-11/16 - 12	1-19/32	1-31/32	3.94	1.56
624-1WFSX-24	1-1/2	2 - 12	1-29/32	2-1/4	4.33	1.46

(B designates braze)

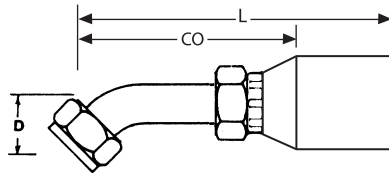
One-Piece
Fittings

1W

SAE 100R12 Non-Skive
SAE 100R13 Skive

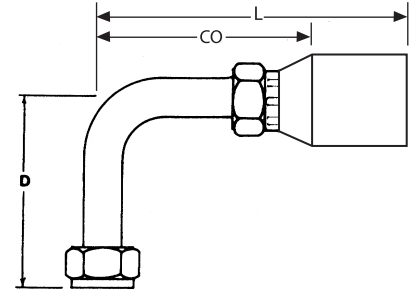


**SWIVEL
FEMALE
FLAT FACE
"O" RING
SEAL STEM
45°**



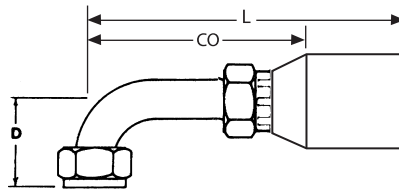
Part Number	Hose I.D.	Thread	Nut Hex	-D-Drop	Fitting Length	-CO-Cutoff
608-1WFSX-L68	1/2	13/16 - 16	15/16	.81	4.27	2.81
612-1WFSX-L72	3/4	1-3/16 - 12	36MM	.87	3.40	2.30
612-1WFSX-L76	3/4	1-7/16 - 12	1-5/8	.91	4.04	2.34
616-1WFSX-L76	1	1-7/16 - 12	1-5/8	1.16	4.61	2.66
620-1WFSX-L80	1-1/4	1-11/16 - 12	1-31/32	1.14	5.91	3.53
624-1WFSX-L84	1-1/2	2 - 12	2-1/4	1.58	7.19	4.31

**SWIVEL
FEMALE
FLAT FACE
"O" RING
SEAL STEM
90° LONG
DROP**



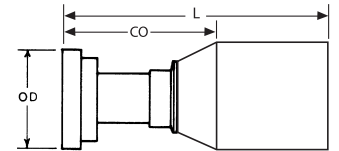
Part Number	Hose I.D.	Thread	Nut Hex	-D-Drop	Fitting Length	-CO-Cutoff
608-1WFSX-A68	1/2	13/16 - 16	1-1/16	2.52	3.11	1.66
612-1WFSX-A72	3/4	1-3/16 - 12	36MM	3.78	3.82	2.12
616-1WFSX-A76	1	1-7/16 - 12	1-5/8	4.49	4.45	2.50
620-1WFSX-A80	1-1/4	1-11/16 - 12	1-31/32	5.12	5.91	3.53

**SWIVEL
FEMALE
FLAT FACE
"O" RING
SEAL STEM
90° SHORT
DROP**



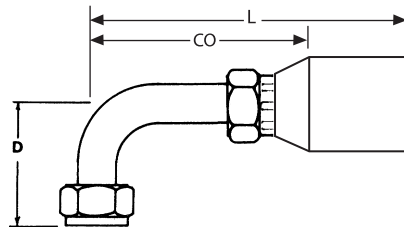
Part Number	Hose I.D.	Thread	Nut Hex	-D-Drop	Fitting Length	-CO-Cutoff
608-1WFSX-A28	1/2	13/16 - 16	15/16	1.25	3.71	2.26
608-1WFSX-A30	1/2	1 - 14	1-1/8	1.60	3.71	2.26
608-1WFSX-A32	1/2	1-3/16 - 12	36MM			
612-1WFSX-A32	3/4	1-3/16 - 12	36MM	1.93	3.82	2.12
612-1WFSX-A36	3/4	1-7/16 - 12	1-5/8	2.24	3.82	2.12
616-1WFSX-A36	1	1-7/16 - 12	1-5/8	2.46	4.45	2.50
624-1WFSX-A44	1-1/2	2 - 12	2-1/4			

**"O" RING
FLANGE
CODE 61
STRAIGHT**



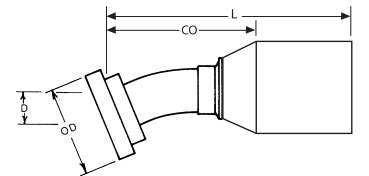
Part Number	Hose I.D.	Flange Size	Flange O.D.	Fitting Length	-CO-Cutoff
608-1WB-G08	1/2	1/2	1-3/16	3.56	2.11
608-1WB-G12	1/2	3/4	1-1/2	3.44	1.98
608-1W-G12	1/2	3/4	1-1/2	3.44	1.98
612-1WB-G12	3/4	3/4	1-1/2	3.68	1.98
612-1W-G12	3/4	3/4	1-1/2	3.68	1.98
612-1WB-G16	3/4	1	1-3/4	3.69	1.99
612-1W-G16	3/4	1	1-3/4	3.69	1.99
616-1W-G12	1	3/4	1-1/2	4.45	2.50
616-1W-G16	1	1	1-3/4	4.67	2.72
616-1W-G20	1	1-1/4	2	4.78	2.83
620-1W-G16	1-1/4	1	1-3/4	5.25	2.88
620-1W-G20	1-1/4	1-1/4	2	5.25	2.88
620-1W-G24	1-1/4	1-1/2	2-3/8	5.69	3.32
624-1W-G24	1-1/2	1-1/2	2-3/8	5.80	2.93
624-1W-G32	1-1/2	2	2-13/16	5.81	2.94
632-1W-G24	2	1-1/2	2-3/8	6.01	2.96
632-1W-G32	2	2	2-13/16	6.90	3.85

**SWIVEL
FEMALE
FLAT FACE
"O" RING
SEAL STEM
90° MEDIUM
DROP**



Part Number	Hose I.D.	Thread	Nut Hex	-D-Drop	Fitting Length	-CO-Cutoff
608-1WFSX-J38	1/2	13/16 - 16	15/16	1.60	3.71	2.26
608-1WFSX-J40	1/2	1 - 14	1-1/8	1.90	4.44	2.99
612-1WFSX-J42	3/4	1-3/16 - 12	36MM	2.40	3.82	2.12
616-1WFSX-J46	1	1-7/16 - 12	1-5/8	2.80	4.45	2.50
616-1WFSX-J50	1	1-11/16 - 12	1-31/32	3.07	4.89	2.94
620-1WFSX-J50	1-1/4	1-11/16 - 12	1-31/32	2.78	5.91	3.53
624-1WFSX-J54	1-1/2	2 - 12	2-1/4	3.48	6.85	3.98

**"O" RING
FLANGE
CODE 61
22 1/2°**



Part Number	Hose I.D.	Flange Size	Flange O.D.	-D-Drop	Fitting Length	-CO-Cutoff
612-1WB-H02	3/4	3/4	1-1/2	.44	4.36	2.66
612-1W-H02	3/4	3/4	1-1/2	.44	4.36	2.66
612-1WB-H03	3/4	1	1-3/4	.44	4.36	2.66
612-1W-H03	3/4	1	1-3/4	.44	4.36	2.66
616-1W-H03	1	1	1-3/4	.48	4.89	2.94
616-1W-H04	1	1-1/4	2	.49	4.98	3.03
620-1W-H04	1-1/4	1-1/4	2	.55	6.22	3.85
620-1W-H05	1-1/4	1-1/2	2-3/8	.75	6.67	4.30
624-1W-H05	1-1/2	1-1/2	2-3/8	.70	7.66	4.78
624-1W-H06	1-1/2	2	2-13/16	.84	7.99	5.12
632-1W-H06	2	2	2-13/16	.85	8.90	5.85

(B designates braze)

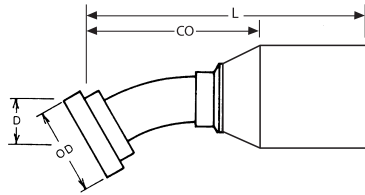


One-Piece
Fittings

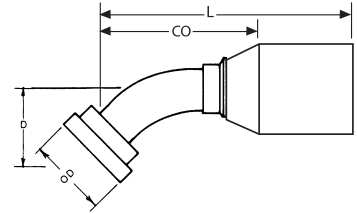
1W

SAE 100R12 Non-Skive
SAE 100R13 Skive

“O” RING
FLANGE
CODE 61
30°



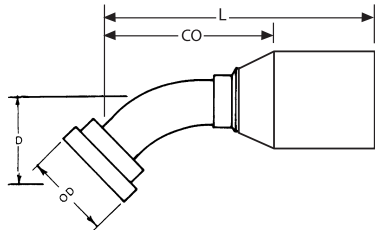
“O” RING
FLANGE
CODE 61
60°



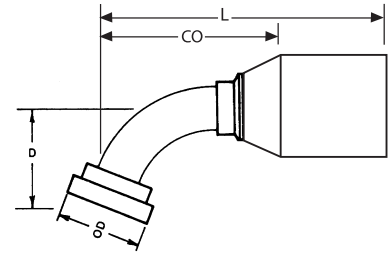
Part Number	Hose I.D.	Flange Size	Flange O.D.	-D-Drop	Fitting Length	-CO-Cutoff
612-1WB-H22	3/4	3/4	1-1/2	.58	4.45	2.75
612-1W-H22	3/4	3/4	1-1/2	.58	4.45	2.75
612-1WB-H23	3/4	1	1-3/4	.58	4.45	2.75
612-1W-H23	3/4	1	1-3/4	.58	4.45	2.75
616-1W-H23	1	1	1-3/4	.69	5.00	3.05
616-1W-H24	1	1-1/4	2	.71	5.18	3.23
620-1W-H24	1-1/4	1-1/4	2	.83	6.40	4.02
620-1W-H25	1-1/4	1-1/2	2-3/8	1.06	6.83	4.46
624-1W-H25	1-1/2	1-1/2	2-3/8	1.01	7.84	4.96
624-1W-H26	1-1/2	2	2-13/16	1.19	8.15	5.28
632-1W-H26	2	2	2-13/16	1.24	9.15	6.10

Part Number	Hose I.D.	Flange Size	Flange O.D.	-D-Drop	Fitting Length	-CO-Cutoff
612-1WB-H52	3/4	3/4	1-1/2	1.45	4.82	3.12
612-1W-H52	3/4	3/4	1-1/2	1.45	4.82	3.12
612-1WB-H53	3/4	1	1-3/4	1.45	4.82	3.12
616-1W-H53	1	1	1-3/4	1.58	4.76	2.81
616-1W-H54	1	1-1/4	2	1.61	5.51	3.56
620-1W-H54	1-1/4	1-1/4	2	1.95	6.20	3.83
620-1W-H55	1-1/4	1-1/2	2-3/8	2.38	6.46	4.08
624-1W-H55	1-1/2	1-1/2	2-3/8	2.32	7.28	4.41
624-1W-H56	1-1/2	2	2-13/16	2.63	7.48	4.61
632-1W-H56	2	2	2-13/16	2.95	8.47	5.42

“O” RING
FLANGE
CODE 61
45°



“O” RING
FLANGE
CODE 61
67 1/2°



Part Number	Hose I.D.	Flange Size	Flange O.D.	-D-Drop	Fitting Length	-CO-Cutoff
608-1WB-G41	1/2	1/2	1-3/16	.78	3.68	2.23
608-1WB-G42	1/2	3/4	1-1/2	.78	3.68	2.23
612-1WB-G42	3/4	3/4	1-1/2	1.00	4.46	2.76
612-1W-G42	3/4	3/4	1-1/2	.97	4.09	2.39
612-1WB-G46	3/4	1	1-3/4	1.00	4.46	2.76
612-1W-G46	3/4	1	1-3/4	1.00	4.46	2.76
616-1W-G46	1	1	1-3/4	1.12	4.74	2.79
616-1W-G50	1	1-1/4	2	1.14	5.16	3.21
616-1W-G62	1	2	2-13/16			
620-1W-G46	1-1/4	1	1-3/4	1.34	6.44	4.06
620-1W-G50	1-1/4	1-1/4	2	1.17	6.30	3.92
620-1W-G54	1-1/4	1-1/2	2-3/8	1.71	6.48	4.10
620-1W-G62	1-1/4	2	2-13/16			
624-1W-G54	1-1/2	1-1/2	2-3/8	1.65	7.24	4.37
624-1W-G62	1-1/2	2	2-13/16	1.82	7.03	4.15
632-1W-G54	2	1-1/2	2-3/8			
632-1W-G62	2	2	2-13/16	2.07	8.35	5.30

Part Number	Hose I.D.	Flange Size	Flange O.D.	-D-Drop	Fitting Length	-CO-Cutoff
612-1WB-H62	3/4	3/4	1-1/2	1.75	5.00	3.30
612-1W-H62	3/4	3/4	1-1/2	1.75	5.00	3.30
612-1WB-H63	3/4	1	1-3/4	1.75	5.00	3.30
612-1W-H63	3/4	1	1-3/4	1.75	5.00	3.30
616-1W-H63	1	1	1-3/4	1.79	4.73	2.78
616-1W-H64	1	1-1/4	2	1.81	5.71	3.76
620-1W-H64	1-1/4	1-1/4	2	2.22	6.18	3.81
620-1W-H65	1-1/4	1-1/2	2-3/8	2.68	6.38	4.00
624-1W-H65	1-1/2	1-1/2	2-3/8	2.64	7.24	4.37
● 624-1W-H66	1-1/2	2	2-13/16	2.97	7.40	4.53
632-1W-H66	2	2	2-13/16	3.37	8.45	5.40

● Indicates change or new product. (B designates braze)

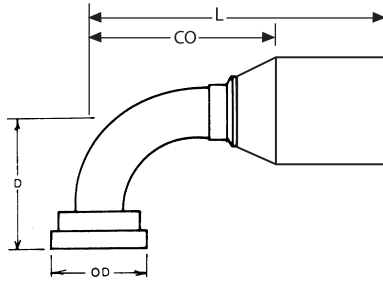
One-Piece Fittings

1W

SAE 100R12 Non-Skive
SAE 100R13 Skive

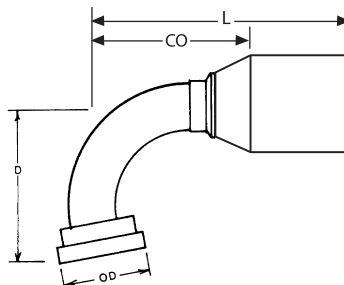


“O” RING FLANGE CODE 61 90°



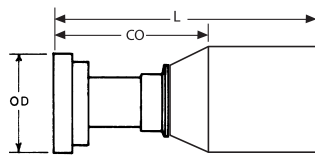
Part Number	Hose I.D.	Flange Size	Flange O.D.	-D-Drop	Fitting Length	-CO-Cutoff
608-1WB-G71	1/2	1/2	1-3/16	1.63	3.46	2.01
608-1WB-G72	1/2	3/4	1-1/2	1.63	3.56	2.11
612-1WB-G72	3/4	3/4	1-1/2	2.13	4.27	2.57
612-1W-G72	3/4	3/4	1-1/2	2.07	3.82	2.12
612-1WB-G76	3/4	1	1-3/4	2.13	4.27	2.57
616-1W-G76	1	1	1-3/4	2.76	4.45	2.50
616-1W-G80	1	1-1/4	2	3.54	4.45	2.50
616-1W-G92	1	2	2-13/16	3.54	5.78	3.83
620-1W-G80	1-1/4	1-1/4	2	3.94	5.91	3.53
● 620-1WS-G80	1-1/4	1-1/4	2	2.69	5.91	3.53
620-1W-G84	1-1/4	1-1/2	2-3/8	3.58	5.91	3.53
620-1W-G92	1-1/4	2	2-13/16	3.88	6.24	3.87
624-1W-G84	1-1/2	1-1/2	2-3/8	3.58	6.85	3.98
624-1WL-G84	1-1/2	1-1/2	2-3/8	5.79	6.85	3.98
624-1W-G92	1-1/2	2	2-13/16	4.49	6.46	3.58
632-1W-G92	2	2	2-13/16	4.67	8.03	4.98

“O” RING FLANGE CODE 61 110°



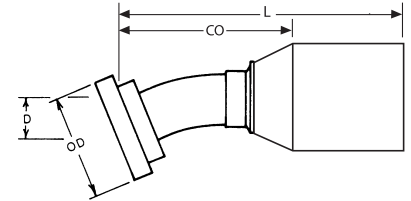
Part Number	Hose I.D.	Flange Size	Flange O.D.	-D-Drop	Fitting Length	-CO-Cutoff
616-1W-H83	1	1	1-3/4	3.47	3.80	1.85

“O” RING FLANGE CODE 62 STRAIGHT



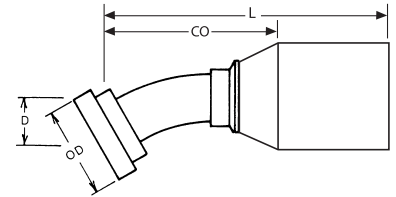
Part Number	Hose I.D.	Flange Size	Flange O.D.	Fitting Length	-CO-Cutoff
608-1W62-G08	1/2	1/2	1-1/4	3.17	1.72
612-1W62-G12	3/4	3/4	1-5/8	4.02	2.32
612-1W62-G16	3/4	1	1-7/8	4.02	2.32
616-1W62-G16	1	1	1-7/8	4.67	2.72
616-1W62-G20	1	1-1/4	2-1/8	4.97	3.02
620-1W62-G20	1-1/4	1-1/4	2-1/8	5.69	3.32
620-1W62-G24	1-1/4	1-1/2	2-1/2	5.69	3.32
624-1W62-G24	1-1/2	1-1/2	2-1/2	6.38	3.50
624-1W62-G32	1-1/2	2	3-1/8	6.69	3.81
632-1W62-G32	2	2	3-1/8	6.90	3.85

“O” RING FLANGE CODE 62 22½°



Part Number	Hose I.D.	Flange Size	Flange O.D.	-D-Drop	Fitting Length	-CO-Cutoff
608-1W62-H01	1/2	1/2	1-1/4			
608-1W62-H02	1/2	3/4	1-5/8			
● 612-1W62-H02	3/4	3/4	1-5/8	.49	4.47	2.77
612-1W62-H03	3/4	1	1-7/8	.61	4.76	3.06
616-1W62-H03	1	1	1-7/8	.59	5.18	3.23
616-1W62-H04	1	1-1/4	2-1/8	.61	5.32	3.37
620-1W62-H04	1-1/4	1-1/4	2-1/8	.65	6.46	4.08
620-1W62-H05	1-1/4	1-1/2	2-1/2	.81	6.85	4.48
● 624-1W62-H05	1-1/2	1-1/2	2-1/2	1.00	7.77	4.90
624-1W62-H06	1-1/2	2	3-1/8			
632-1W62-H06	2	2	3-1/8			

“O” RING FLANGE CODE 62 30°



Part Number	Hose I.D.	Flange Size	Flange O.D.	-D-Drop	Fitting Length	-CO-Cutoff
608-1W62-H21	1/2	1/2	1-1/4			
608-1W62-H22	1/2	3/4	1-5/8			
612-1W62-H22	3/4	3/4	1-5/8	.71	4.57	2.87
612-1W62-H23	3/4	1	1-7/8	.87	4.82	3.12
616-1W62-H23	1	1	1-7/8	.85	5.28	3.33
616-1W62-H24	1	1-1/4	2-1/8	.93	5.41	3.46
620-1W62-H24	1-1/4	1-1/4	2-1/8	.94	6.65	4.28
620-1W62-H25	1-1/4	1-1/2	2-1/2	1.16	6.97	4.59
624-1W62-H25	1-1/2	1-1/2	2-1/2	1.30	8.31	5.43
624-1W62-H26	1-1/2	2	3-1/8			
632-1W62-H26	2	2	3-1/8			

● Indicates change or new product. (B designates braze)

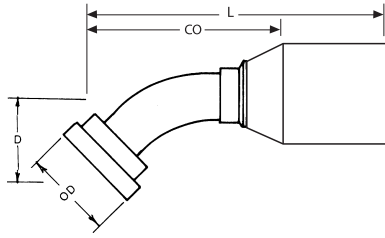


One-Piece Fittings

1W

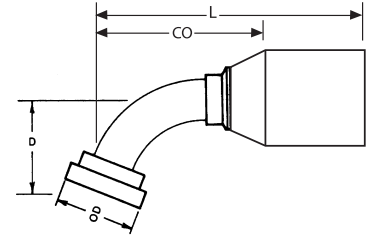
SAE 100R12 Non-Skive SAE 100R13 Skive

“O” RING FLANGE CODE 62 45°



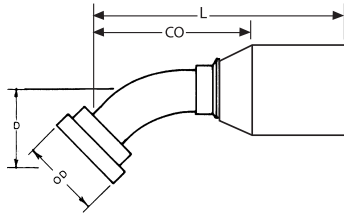
Part Number	Hose I.D.	Flange Size	Flange O.D.	-D-Drop	Fitting Length	-CO-Cutoff
608-1W62-G41	1/2	1/2	1-1/4	.85	3.45	1.94
608-1W62-G42	1/2	3/4	1-5/8	.78	3.68	2.23
612-1W62-G42	3/4	3/4	1-5/8	1.11	4.25	2.55
612-1W62-G46	3/4	1	1-7/8	1.33	4.45	2.75
616-1W62-G46	1	1	1-7/8	1.35	4.96	3.01
616-1W62-G50	1	1-1/4	2-1/8	1.46	5.07	3.12
620-1W62-G50	1-1/4	1-1/4	2-1/8	1.54	6.54	4.16
620-1W62-G54	1-1/4	1-1/2	2-1/2	1.84	6.97	4.59
624-1W62-G54	1-1/2	1-1/2	2-1/2	2.04	7.64	4.76
624-1W62-G62	1-1/2	2	3-1/8	2.46	8.07	5.20
632-1W62-G62	2	2	3-1/8	2.32	8.60	5.55

“O” RING FLANGE CODE 62 67 1/2°



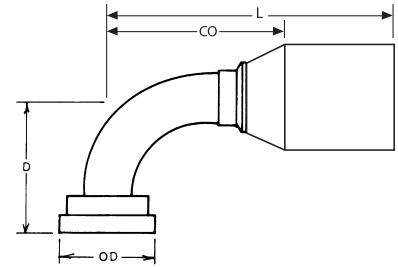
Part Number	Hose I.D.	Flange Size	Flange O.D.	-D-Drop	Fitting Length	-CO-Cutoff
608-1W62-H61	1/2	1/2	1-1/4			
608-1W62-H62	1/2	3/4	1-5/8			
612-1W62-H62	3/4	3/4	1-5/8	1.71	4.13	2.43
612-1W62-H63	3/4	1	1-7/8	2.01	4.27	2.57
616-1W62-H63	1	1	1-7/8	2.09	4.84	2.89
616-1W62-H64	1	1-1/4	2-1/8	2.22	4.92	2.97
620-1W62-H64	1-1/4	1-1/4	2-1/8	2.44	6.28	3.91
620-1W62-H65	1-1/4	1-1/2	2-1/2	2.85	6.44	4.06
624-1W62-H65	1-1/2	1-1/2	2-1/2	3.15	7.46	4.59
624-1W62-H66	1-1/2	2	3-1/8	5.04	9.00	6.12
632-1W62-H66	2	2	3-1/8	5.04	8.03	4.98

“O” RING FLANGE CODE 62 60°



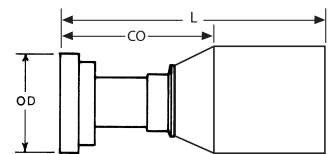
Part Number	Hose I.D.	Flange Size	Flange O.D.	-D-Drop	Fitting Length	-CO-Cutoff
608-1W62-H51	1/2	1/2	1-1/4	1.17	3.43	1.97
608-1W62-H52	1/2	3/4	1-5/8	1.29	3.66	2.22
612-1W62-H52	3/4	3/4	1-5/8	1.54	4.19	2.49
612-1W62-H53	3/4	1	1-7/8	1.80	4.37	2.67
616-1W62-H53	1	1	1-7/8	1.85	4.90	2.95
616-1W62-H54	1	1-1/4	2-1/8	1.99	5.00	3.05
620-1W62-H54	1-1/4	1-1/4	2-1/8	2.16	6.97	4.59
620-1W62-H55	1-1/4	1-1/2	2-1/2	2.54	6.54	4.16
624-1W62-H55	1-1/2	1-1/2	2-1/2	2.80	7.56	4.68
624-1W62-H56	1-1/2	2	3-1/8	3.27	9.61	6.73
632-1W62-H56	2	2	3-1/8			

“O” RING FLANGE CODE 62 90°



Part Number	Hose I.D.	Flange Size	Flange O.D.	-D-Drop	Fitting Length	-CO-Cutoff
608-1W62-G71	1/2	1/2	1-1/4	1.71	3.11	1.66
608-1W62-G72	1/2	3/4	1-5/8	1.85	3.27	1.82
612-1W62-G72	3/4	3/4	1-5/8	2.26	3.82	2.12
612-1W62-G76	3/4	1	1-7/8	2.56	3.82	2.12
616-1W62-G76	1	1	1-7/8	2.74	4.45	2.50
616-1W62-G80	1	1-1/4	2-1/8	2.89	4.45	2.50
620-1W62-G80	1-1/4	1-1/4	2-1/8	3.33	5.91	3.53
620-1W62-G84	1-1/4	1-1/2	2-1/2	3.76	5.91	3.53
624-1W62-G84	1-1/2	1-1/2	2-1/2	4.13	6.85	3.98
624-1W62-G92	1-1/2	2	3-1/8	5.04	9.00	6.12
632-1W62-G92	2	2	3-1/8	5.04	8.03	4.98

“O” RING FLANGE CATERPILLAR STYLE STRAIGHT



Part Number	Hose I.D.	Flange Size	Flange O.D.	Fitting Length	-CO-Cutoff
612-1WC-G12	3/4	3/4	1-5/8	4.33	2.63
612-1WC-G16	3/4	1	1-7/8	4.33	2.63
616-1WC-G16	1	1	1-7/8	4.42	2.47
616-1WC-G20	1	1-1/4	2-1/8	4.73	2.78
620-1WC-G20	1-1/4	1-1/4	2-1/8	5.69	3.32
620-1WC-G24	1-1/4	1-1/2	2-1/2	5.69	3.32
624-1WC-G24	1-1/2	1-1/2	2-1/2	6.19	3.31
624-1WC-G32	1-1/2	2	3-1/8	6.34	3.47
632-1WC-G32	2	2	3-1/8	6.55	3.50

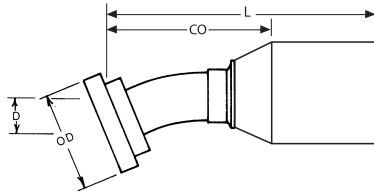
One-Piece Fittings

1W

SAE 100R12 Non-Skive SAE 100R13 Skive

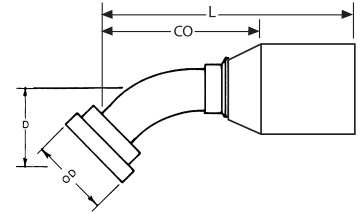


“O” RING FLANGE CATERPILLAR STYLE 22½°



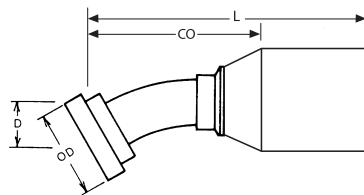
Part Number	Hose I.D.	Flange Size	Flange O.D.	-D-Drop	Fitting Length	-CO-Cutoff
612-1WC-H02	3/4	3/4	1-5/8	.59	4.76	3.06
612-1WC-H03	3/4	1	1-7/8	.63	4.86	3.16
616-1WC-H03	1	1	1-7/8	.94	5.44	3.49
616-1WC-H04	1	1-1/4	2-1/8	.72	5.46	3.51
620-1WC-H04	1-1/4	1-1/4	2-1/8	.65	5.32	2.94
620-1WC-H05	1-1/4	1-1/2	2-1/2	.85	6.89	4.52
624-1WC-H05	1-1/2	1-1/2	2-1/2	.94	8.23	5.35
● 624-1WC-H06	1-1/2	2	3-1/8	1.15	8.78	5.91
632-1WC-H06	2	2	3-1/8	1.00	9.29	6.24

“O” RING FLANGE CATERPILLAR STYLE 60°



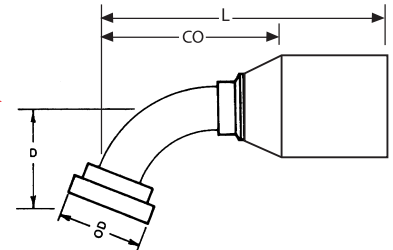
Part Number	Hose I.D.	Flange Size	Flange O.D.	-D-Drop	Fitting Length	-CO-Cutoff
612-1WC-H52	3/4	3/4	1-5/8	1.75	4.88	3.18
612-1WC-H53	3/4	1	1-7/8	1.85	4.84	3.14
616-1WC-H53	1	1	1-7/8	2.01	5.01	3.06
616-1WC-H54	1	1-1/4	2-1/8	2.12	5.08	3.13
620-1WC-H54	1-1/4	1-1/4	2-1/8	2.30	7.09	4.71
620-1WC-H55	1-1/4	1-1/2	2-1/2	2.60	6.58	4.20
624-1WC-H55	1-1/2	1-1/2	2-1/2	2.87	7.60	4.72
624-1WC-H56	1-1/2	2	3-1/8	3.37	7.91	5.54
632-1WC-H56	2	2	3-1/8	3.33	8.68	5.63

“O” RING FLANGE CATERPILLAR STYLE 30°



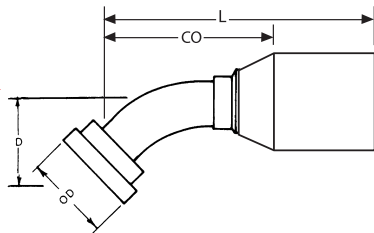
Part Number	Hose I.D.	Flange Size	Flange O.D.	-D-Drop	Fitting Length	-CO-Cutoff
612-1WC-H22	3/4	3/4	1-5/8	.83	4.82	3.12
612-1WC-H23	3/4	1	1-7/8	.89	4.88	3.18
616-1WC-H23	1	1	1-7/8	.94	5.44	3.49
616-1WC-H24	1	1-1/4	2-1/8	1.01	5.55	3.60
620-1WC-H24	1-1/4	1-1/4	2-1/8	1.02	6.81	4.44
620-1WC-H25	1-1/4	1-1/2	2-1/2	1.20	7.05	4.67
624-1WC-H25	1-1/2	1-1/2	2-1/2	1.33	8.39	5.51
● 624-1WC-H26	1-1/2	2	3-1/8	1.62	8.90	6.02
632-1WC-H26	2	2	3-1/8	1.46	9.55	6.50

“O” RING FLANGE CATERPILLAR STYLE 67½°



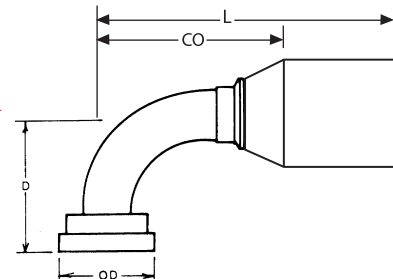
Part Number	Hose I.D.	Flange Size	Flange O.D.	-D-Drop	Fitting Length	-CO-Cutoff
612-1WC-H62	3/4	3/4	1-5/8	1.88	4.65	2.95
612-1WC-H63	3/4	1	1-7/8	1.98	4.76	3.06
616-1WC-H63	1	1	1-7/8	2.25	4.92	2.97
616-1WC-H64	1	1-1/4	2-1/8	2.37	4.97	3.02
620-1WC-H64	1-1/4	1-1/4	2-1/8	2.60	6.34	3.96
620-1WC-H65	1-1/4	1-1/2	2-1/2	2.91	6.48	4.10
624-1WC-H65	1-1/2	1-1/2	2-1/2	3.21	7.48	4.61
● 624-1WC-H66	1-1/2	2	3-1/8	3.75	7.72	4.84
632-1WC-H66	2	2	3-1/8	3.78	8.62	5.57

“O” RING FLANGE CATERPILLAR STYLE 45°



Part Number	Hose I.D.	Flange Size	Flange O.D.	-D-Drop	Fitting Length	-CO-Cutoff
612-1WC-G42	3/4	3/4	1-5/8	1.22	4.96	3.26
612-1WC-G46	3/4	1	1-7/8	1.38	4.84	3.14
616-1WC-G46	1	1	1-7/8	1.47	5.10	3.15
616-1WC-G50	1	1-1/4	2-1/8	1.57	5.19	3.24
620-1WC-G50	1-1/4	1-1/4	2-1/8	1.62	6.65	4.28
620-1WC-G54	1-1/4	1-1/2	2-1/2	1.89	6.65	4.28
624-1WC-G54	1-1/2	1-1/2	2-1/2	2.10	7.70	4.82
● 624-1WC-G62	1-1/2	2	3-1/8	2.51	8.11	5.24
632-1WC-G62	2	2	3-1/8	2.38	8.64	5.59

“O” RING FLANGE CATERPILLAR STYLE 90°



Part Number	Hose I.D.	Flange Size	Flange O.D.	-D-Drop	Fitting Length	-CO-Cutoff
612-1WC-G72	3/4	3/4	1-5/8	2.52	3.74	2.04
612-1WC-G76	3/4	1	1-7/8	2.64	3.74	2.04
616-1WC-G76	1	1	1-7/8	2.92	4.45	2.50
616-1WC-G80	1	1-1/4	2-1/8	3.05	4.45	2.50
620-1WC-G80	1-1/4	1-1/4	2-1/8	3.48	5.91	3.53
620-1WC-G84	1-1/4	1-1/2	2-1/2	3.82	5.91	3.53
624-1WC-G84	1-1/2	1-1/2	2-1/2	4.21	6.85	3.98
624-1WC-G92	1-1/2	2	3-1/8	4.80	6.85	3.98
632-1WC-G92	2	2	3-1/8	5.11	8.03	4.98

● Indicates change or new product.

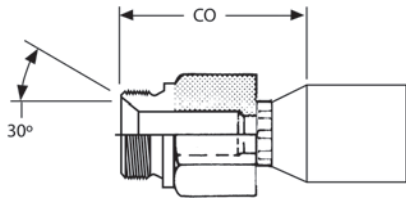


**One-Piece
British Standard and
Metric Fittings**

1W

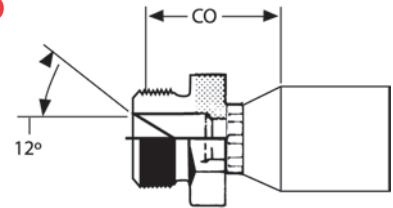
**SAE 100R12 Non-Skive
SAE 100R13 Skive**

**BRITISH
STANDARD
PARALLEL
PIPE - BSPP
SOLID MALE
STEM 30°
SEAT**



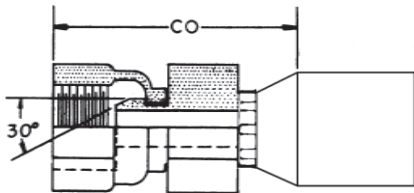
Part Number	Hose I.D.	Thread	HEX	Fitting Length	-CO-Cutoff
612-1WBP-112	3/4	3/4-14	1-1/4	3.11	1.41
616-1WBP-116	1	1-11	1-5/8	3.57	1.62
620-1WBP-120	1-1/4	1-1/4 - 11	1-3/4	4.13	1.75

**METRIC SOLID
MALE -
DIN LIGHT -
STRAIGHT -
12° SEAT**



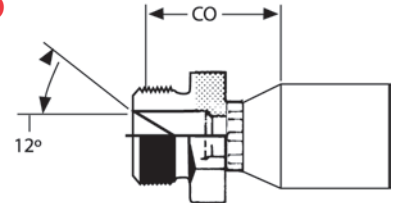
Part Number	Hose I.D.	Thread	HEX	Fitting Length	-CO-Cutoff
620-1WDL-145	1-1/4	45MM x 2	1-13/16	3.96	1.58

**BRITISH
STANDARD
PARALLEL
PIPE - BSPP
SWIVEL
FEMALE
STEM 30° CONE**



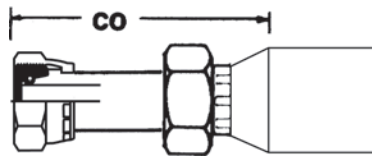
Part Number	Hose I.D.	Thread	Stem HEX	Nut HEX	Fitting Length	-CO-Cutoff
612-1WBPX-12	3/4	3/4-14	1-1/16	1-1/4	3.16	1.47
616-1WBPX-16	1	1-11	1-3/8	1-1/2	3.45	1.50
620-1WBPX-20	1-1/4	1-1/4 - 11	1-3/4	1-7/8	4.38	2.01
624-1WBPX-24	1-1/2	1-1/2 - 11	1-3/4	2-1/8	4.94	2.06

**METRIC SOLID
MALE -
DIN HEAVY -
STRAIGHT -
12° SEAT**



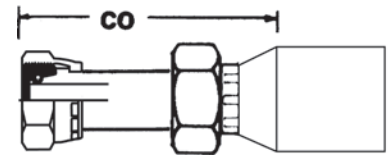
Part Number	Hose I.D.	Thread	HEX	Fitting Length	-CO-Cutoff
620-1WDH-152	1-1/4	52MM x 2	2-3/16	4.25	1.88

**METRIC
SWIVEL
FEMALE
W/ O-RING
DIN LIGHT
STRAIGHT**



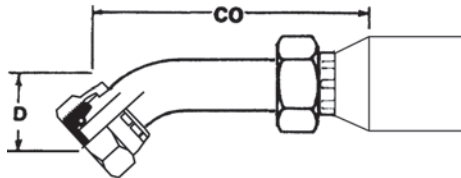
Part Number	Hose I.D.	Thread	DIN Tube O.D.(mm)	Fitting Length	-CO-Cutoff
612-1WDL-626	3/4	26MM x 1.5	18	2.78	1.08
612-1WDL-630	3/4	30MM x 2	22	2.84	1.14
616-1WDL-636	1	36MM x 2	28	3.19	1.24
620-1WDL-645	1-1/4	45MM x 2	35	3.84	1.46

**METRIC
SWIVEL
FEMALE
W/ O-RING
& UNIV
CONE SEAT
DIN HEAVY
STRAIGHT**



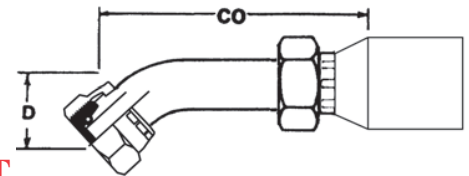
Part Number	Hose I.D.	Thread	DIN Tube O.D.(mm)	Fitting Length	-CO-Cutoff
612-1WDH-636	3/4	30MM x 2	20	3.07	1.37
• 612-1WDH-636	1	36MM x 2	25	3.29	1.34
612-1WDH-636	3/4	36MM x 2	25	3.29	1.34
616-1WDH-642	1	42MM x 2	30	3.54	1.59
620-1WDH-652	1-1/4	52MM x 2	38	4.15	1.78

**METRIC
SWIVEL
FEMALE
W/ O-RING
DIN LIGHT
45°**



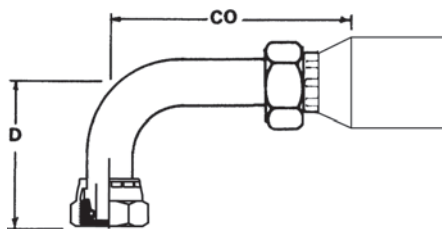
Part Number	Hose I.D.	Thread	DIN Tube O.D.(mm)	-D-Drop	Fitting Length	-CO-Cutoff
612-1WDL-630 45	3/4	30MM x 2	22	.97	4.10	2.40
616-1WDL-636 45	1	36MM x 2	28	1.10	4.72	2.77
620-1WDL-645 45	1-1/4	45MM x 2	35	1.71	6.46	4.08

**METRIC
SWIVEL
FEMALE
W/ O-RING
& UNIV
CONE SEAT
DIN HEAVY
45°**



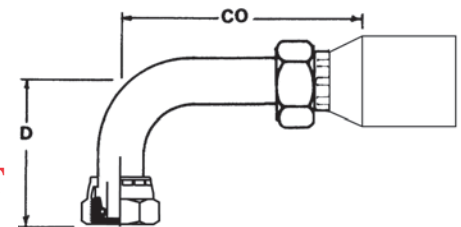
Part Number	Hose I.D.	Thread	DIN Tube O.D.(mm)	-D-Drop	Fitting Length	-CO-Cutoff
612-1WDH-636 45	3/4	36MM x 2	25	1.12	4.25	2.55
616-1WDH-642 45	1	42MM x 2	30	1.28	4.88	2.93
620-1WDH-652 45	1-1/4	52MM x 2	38	1.77	6.52	4.14

**METRIC
SWIVEL
FEMALE
W/ O-RING
DIN LIGHT
90°**



Part Number	Hose I.D.	Thread	DIN Tube O.D.(mm)	-D-Drop	Fitting Length	-CO-Cutoff
612-1WDL-630 90	3/4	30MM x 2	22	2.07	3.82	2.12
616-1WDL-636 90	1	36MM x 2	28	2.40	4.45	2.50
620-1WDL-645 90	1-1/4	45MM x 2	35	3.68	5.91	3.53

**METRIC
SWIVEL
FEMALE
W/ O-RING
& UNIV
CONE SEAT
DIN HEAVY
90°**



Part Number	Hose I.D.	Thread	DIN Tube O.D.(mm)	-D-Drop	Fitting Length	-CO-Cutoff
612-1WDH-636 90	3/4	36MM x 2	25	2.28	3.82	2.12
616-1WDH-642 90	1	42MM x 2	30	2.64	4.45	2.50
620-1WDH-652 90	1-1/4	52MM x 2	38	3.64	5.91	3.53

• Indicates change or new product.

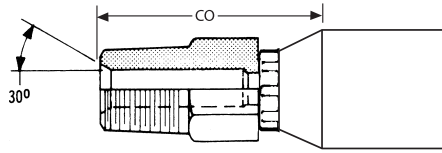


One-Piece Hose Fittings

1Y

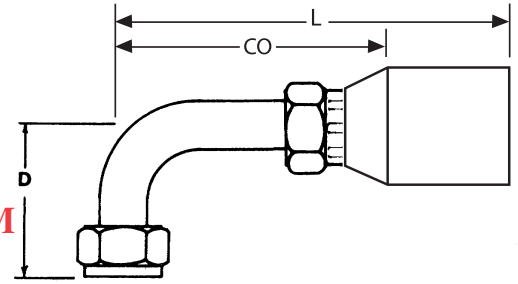
SAE 100R13 Non-Skive SAE 100R15 Non-Skive

NPTF SOLID MALE STEM



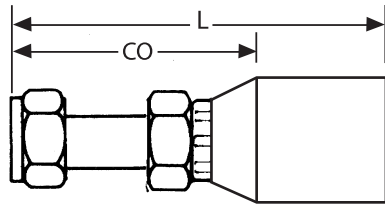
Part Number	Hose I.D.	Thread	Hex	Stem I.D.	Fitting Length	-CO-Cutoff
612-1Y-112	3/4	3/4 - 14	1-1/16			
616-1Y-116	1	1-11-1/2	1-3/8			
620-1Y-120	1-1/4	1-1/4 11-1/2	1-3/4			
624-1Y-124	1-1/2	1-1/2 11-1/2	2			
632-1Y-132	2	2 11-1/2	2-1/2			

SWIVEL FEMALE FLAT FACE "O" RING SEAL STEM 90° MEDIUM DROP



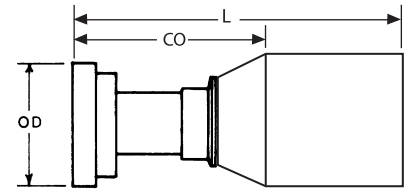
Part Number	Hose I.D.	Thread	Nut Hex	-D-Drop	Fitting Length	-CO-Cutoff
612-1YFSX-J42	3/4	1-3/16-12	36MM			
616-1YFSX-J46	1	1-7/16-12	1-5/8	2.80	5.55	2.93
616-1YFSX-J50	1	1-11/16-12	1-31/32			
● 620-1YFSX-J50	1-1/4	1-11/16-12	1-31/32	2.78	6.75	3.66
624-1YFSX-J54	1-1/2	2-12	2-1/4	3.48	8.03	3.47

SWIVEL FEMALE FLAT FACE "O" RING SEAL STEM STRAIGHT



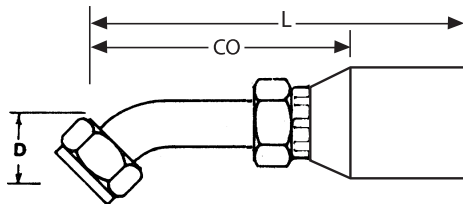
Part Number	Hose I.D.	Thread	STEM O.D.	NUT HEX	Fitting Length	-CO-Cutoff
612-1YFSX-10	3/4	1-14		1-1/8	3.71	2.26
612-1YFSX-12	3/4	1-3/16-12		1-3/8		
612-1YFSX-16	3/4	1-7/16-12		1-5/8		
616-1YFSX-16	1	1-7/16-12		1-5/8	4.67	2.93
616-1YFSX-20	1	1-11/16-12		1-31/32		
620-1YFSX-20	1-1/4	1-11/16-12	1-3/4	1-31/32	4.92	3.09
624-1YFSX-24	1-1/2	2-12	1-31/32	2-1/4	5.67	3.47

"O" RING FLANGE CODE 62 STRAIGHT



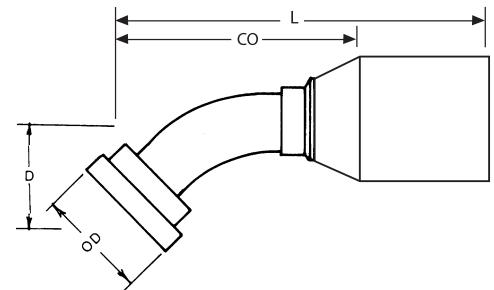
Part Number	Hose I.D.	Flange Size	Flange O.D.	Fitting Length	-CO-Cutoff
612-1Y62-G12	3/4	3/4	1-5/8		
616-1Y62-G16	1	1	1-7/8	5.61	2.93
620-1Y62-G20	1-1/4	1-1/4	2-1/8	5.97	3.10
624-1Y62-G24	1-1/2	1-1/2	2-1/2	6.75	3.47
632-1Y62-G32	2	2	3-1/8	6.90	3.54

SWIVEL FEMALE FLAT FACE "O" RING SEAL STEM 45°



Part Number	Hose I.D.	Thread	Nut Hex	-D-Drop	Fitting Length	-CO-Cutoff
612-1YFSX-L72	3/4	1-3/16-12	36MM			
612-1YFSX-L76	3/4	1-7/16-12	1-5/8			
616-1YFSX-L76	1	1-7/16-12	1-5/8	1.14	5.87	2.93
620-1YFSX-L80	1-1/4	1-11/16-12	1-31/32	1.12	6.72	3.09
624-1YFSX-L84	1-1/2	2-12	2-1/4	1.58	8.37	3.47

"O" RING FLANGE CODE 62 45°



Part Number	Hose I.D.	Flange Size	Flange O.D.	-D-Drop	Fitting Length	-CO-Cutoff
612-1Y62-G42	3/4	3/4	1-5/8			
616-1Y62-G46	1	1	1-7/8	1.34	6.06	2.93
620-1Y62-G50	1-1/4	1-1/4	2-1/8	1.54	7.13	3.09
620-1Y62-G54	1-1/4	1-1/2	2-1/2			
624-1Y62-G54	1-1/2	1-1/2	2-1/2	2.04	8.83	3.47
632-1Y62-G62	2	2	3-1/8	2.32	9.55	3.54

● Indicates change or new product.

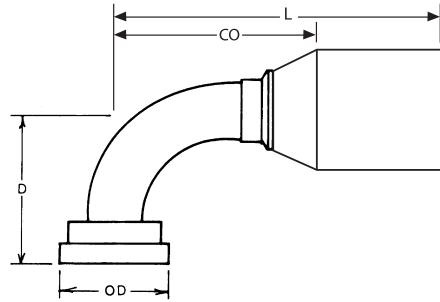
One-Piece Hose Fittings

1Y

SAE 100R13 Non-Skive
SAE 100R15 Non-Skive

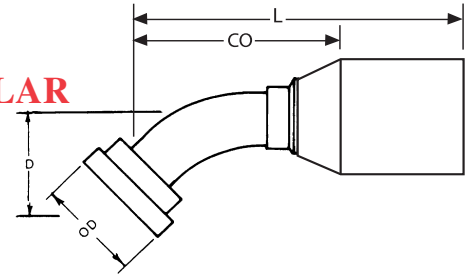


**“O” RING
FLANGE
CODE 62
90°**



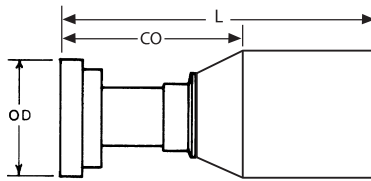
Part Number	Hose I.D.	Flange Size	Flange O.D.	-D-Drop	Fitting Length	-CO-Cutoff
612-1Y62-G72	3/4	3/4	1-5/8			
616-1Y62-G76	1	1	1-7/8	2.74	5.55	2.93
620-1Y62-G80	1-1/4	1-1/4	2-1/8	3.33	6.75	3.09
620-1Y62-G84	1-1/4	1-1/2	2-1/2			
624-1Y62-G84	1-1/2	1-1/2	2-1/2	4.13	8.03	3.47
632-1Y62-G92	2	2	3-1/8	5.04	8.98	3.54

**“O” RING
FLANGE
CATERPILLAR
STYLE
45°**



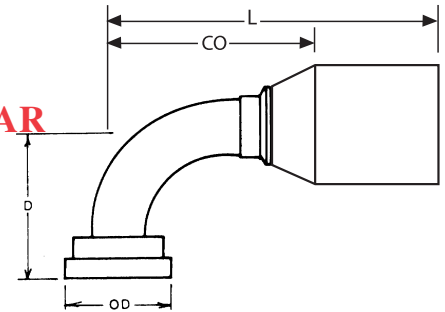
Part Number	Hose I.D.	Flange Size	Flange O.D.	-D-Drop	Fitting Length	-CO-Cutoff
612-1YC-G42	3/4	3/4	1-5/8			
616-1YC-G46	1	1	1-7/8	1.48	6.20	2.93
620-1YC-G50	1-1/4	1-1/4	2-1/8	1.65	7.24	3.09
620-1YC-G54	1-1/4	1-1/2	2-1/2	1.89	7.24	3.09
624-1YC-G54	1-1/2	1-1/2	2-1/2	2.09	8.88	3.47
632-1YC-G62	2	2	3-1/8	2.37	9.60	3.54

**“O” RING
FLANGE
CATERPILLAR
STYLE
STRAIGHT**



Part Number	Hose I.D.	Flange Size	Flange O.D.	Fitting Length	-CO-Cutoff
612-1YC-G12	3/4	3/4	1-5/8		
616-1YC-G16	1	1	1-7/8	5.80	2.93
620-1YC-G20	1-1/4	1-1/4	2-1/8	5.97	3.10
620-1YC-G24	1-1/4	1-1/2	2-1/2		
624-1YC-G24	1-1/2	1-1/2	2-1/2	6.75	3.47
632-1YC-G32	2	2	3-1/8	6.90	3.54

**“O” RING
FLANGE
CATERPILLAR
STYLE
90°**

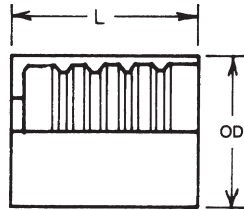


Part Number	Hose I.D.	Flange Size	Flange O.D.	-D-Drop	Fitting Length	-CO-Cutoff
612-1YC-G72	3/4	3/4	1-5/8			
616-1YC-G76	1	1	1-7/8	2.92	5.55	2.93
620-1YC-G80	1-1/4	1-1/4	2-1/8	3.48	7.24	3.09
620-1YC-G84	1-1/4	1-1/2	2-1/2			
624-1YC-G84	1-1/2	1-1/2	2-1/2	4.20	8.03	3.47
632-1YC-G84	2	1-1/2	2-1/2	4.96	8.98	3.54
632-1YC-G92	2	2	3-1/8	5.11	8.98	3.54

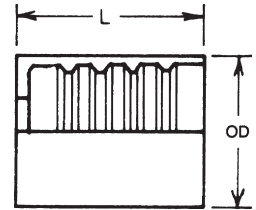


Ferrules for NRP A184, A096, A098 Spray & Washer Hose

**1 & 2 WIRE
COMBINATION
STEEL
FERRULE
SKIVE
REQUIRED**



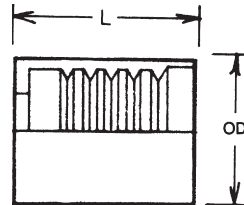
**1 & 2 WIRE
COMBINATION
STAINLESS STEEL
TYPE 303-304-316
FERRULE
SKIVE REQUIRED**



Part Number	Hose I.D.	-L-	-O.D.-	-I.D.-
204-200	1/4	1.000	.814	.628
206-200	3/8	1.000	.937	.755
208-200	1/2	1.250	1.125	.880
212-200	3/4	1.486	1.437	1.220

Part Number	Hose I.D.	-L-	-O.D.-	-I.D.-
204-SS-200	1/4	1.000	.814	.628
206-SS-200	3/8	1.000	.937	.755
208-SS-200	1/2	1.250	1.125	.880
212-SS-200	3/4	1.486	1.437	1.220

**1 & 2 WIRE
COMBINATION
NON-SKIVE
STEEL
FERRULE**



Part Number	Hose I.D.	-L-	-O.D.-	-I.D.-
504-500	1/4	1.000	.873	.630
506-500	3/8	1.000	1.060	.793
508-500	1/2	1.230	1.153	.905
512-500	3/4	1.470	1.531	1.211

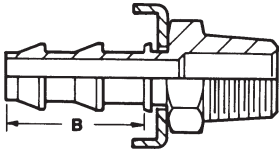
Stems for NRP A184, A096, A098 Spray & Washer Hose Same As SAE 100R1 & 100R2

**USE OF
STEMS WITH
INTERNAL "O" RING
NOT RECOMMENDED**



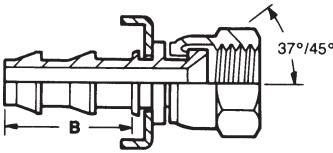
Push-On Stems-Brass

NPTF SOLID MALE STEM BRASS



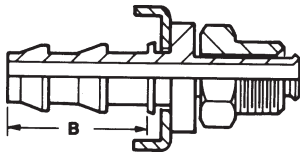
Part Number	Hose I.D.	Thread	Hex	Fitting Length	Barb Length
P04-102	1/4	1/8 - 27	1/2	1.43	.87
P04-104	1/4	1/4 - 18	9/16	1.66	.87
P04-106	1/4	3/8 - 18	11/16	1.66	.87
P05-106	5/16	1/4 - 18	9/16	1.66	.87
P06-102	3/8	1/8 - 27	1/2	1.53	.97
P06-104	3/8	1/4 - 18	9/16	1.76	.97
P06-106	3/8	3/8 - 18	11/16	1.76	.97
P06-108	3/8	1/2 - 14	7/8	1.97	.97
P08-104	1/2	1/4 - 18	11/16	1.76	.97
P08-106	1/2	3/8 - 18	11/16	1.76	.97
P08-108	1/2	1/2 - 14	7/8	1.97	.97
P08-112	1/2	3/4 - 14	1-1/16	1.97	.97
P10-112	5/8	3/4 - 14	1-1/16	2.45	1.45
P12-108	3/4	1/2 - 14	1-1/16	2.45	1.45
P12-112	3/4	3/4 - 14	1-1/16	2.45	1.45

JIC 37°/SAE 45° SWIVEL FEMALE STEM BRASS



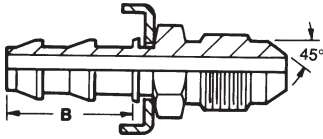
Part Number	Hose I.D.	Thread	Nut Hex	Fitting Length	Barb Length
P04-604	1/4	7/16 - 20	9/16	1.47	.87
P04-605	1/4	1/2 - 20	5/8	1.56	.87
P04-606	1/4	9/16 - 18	11/16	1.57	.87
P06-606	3/8	9/16 - 18	11/16	1.71	.97
P06-608	3/8	3/4 - 16	7/8	1.78	.97
P08-608	1/2	3/4 - 16	7/8	1.88	.97
P08-610	1/2	7/8 - 14	1	1.96	.97
P10-610	5/8	7/8 - 14	1	2.44	1.45
P12-612	3/4	1-1/16 - 12	1-1/4	2.50	1.45

SAE 45° MALE INVERTED SWIVEL STEM BRASS



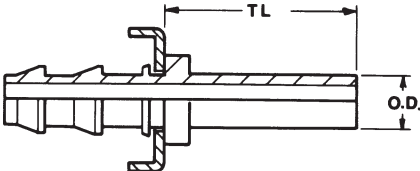
Part Number	Hose I.D.	Thread	Nut Hex	Fitting Length	Barb Length
P04-B04	1/4	7/16 - 24	7/16	1.56	.87
P04-B05	1/4	1/2 - 20	1/2	1.62	.87
P05-B05	5/16	1/2 - 20	1/2	1.62	.87
P05-B06	5/16	5/8 - 18	5/8	1.63	.87
P06-B05	3/8	1/2 - 20	1/2	1.72	.97
P06-B06	3/8	5/8 - 18	5/8	1.76	.97
P08-B08	1/2	3/4 - 18	3/4	1.84	.97

SAE 45° SOLID MALE STEM BRASS



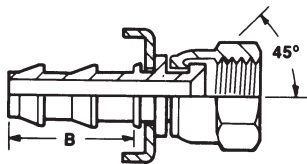
Part Number	Hose I.D.	Thread	Hex	Fitting Length	Barb Length
P06-306	3/8	5/8 - 18	5/8	1.83	.97

RIGID SHANK TUBE STEM BRASS



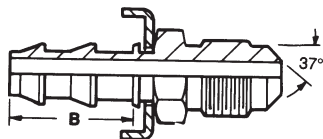
Part Number	Hose I.D.	Tube O.D.	Tube Length	Fitting Length	Barb Length
P04-RS-T04	1/4	1/4	1.06	1.89	.87
P04-RS-T05	1/4	5/16	1.06	1.89	.87
P06-RS-T06	3/8	3/8	1.06	2.03	.97
P08-RS-T08	1/2	1/2	1.06	2.13	.97

SAE 45° SWIVEL FEMALE STEM BRASS



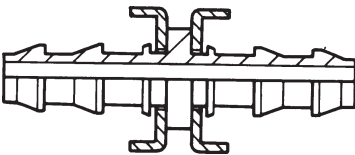
Part Number	Hose I.D.	Thread	Nut Hex	Fitting Length	Barb Length
P04-406	1/4	5/8 - 18	3/4	1.57	.87
P05-406	5/16	5/8 - 18	3/4	1.57	.87
P06-406	3/8	5/8 - 18	3/4	1.71	.97
P12-412	3/4	1-1/16 - 14	1-1/4	2.50	1.45

JIC 37° SOLID MALE STEM BRASS



Part Number	Hose I.D.	Thread	Hex	Fitting Length	Barb Length
P04-504	1/4	7/16 - 20	1/2	1.60	.87
P04-506	1/4	9/16 - 18	5/8	1.64	.87
P06-506	3/8	9/16 - 18	5/8	1.78	.97
P06-508	3/8	3/4 - 16	13/16	1.88	.97
P08-508	1/2	3/4 - 16	7/8	1.98	.97

HOSE MENDER BRASS



Part Number	Hose I.D.	Fitting Length	Barb Length
P04-M-H04	1/4	1.80	.87
P05-M-H05	5/16	1.80	.87
P06-M-H06	3/8	2.00	.97
P08-M-H08	1/2	2.00	.97
P10-M-H10	5/8	3.03	1.45
P12-M-H12	3/4	3.03	1.45

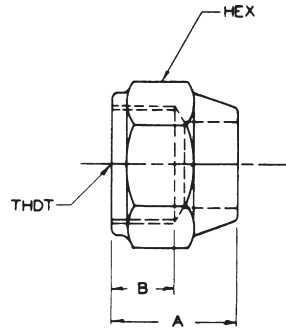
Hydraulic Adapters & Tube Fittings

* Available in 316
Stainless Steel



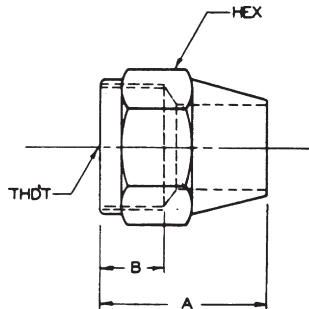
Refer to Price Book for Additional Adapters
Configurations page 85-116

302 SHORT NUT



Part Number	Tube O.D.	Thread	A	B	Hex
302-4	1/4	7/16 - 20	19/32	.375	9/16
302-5	5/16	1/2 - 20	19/32	.375	5/8
302-6	3/8	9/16 - 18	21/32	.385	11/16
302-8	1/2	3/4 - 16	13/16	.438	7/8
302-10	5/8	7/8 - 14	15/16	.521	1
302-12	3/4	1-1/16 - 12	1-9/64	.594	1-1/4
302-14	7/8	1-3/16 - 12	1-13/64	.594	1-3/8
302-16	1	1-5/16 - 12	1-9/32	.625	1-1/2
302-20	1-1/4	1-5/8 - 12	1-7/16	.625	2
302-24	1-1/2	1-7/8 - 12	1-9/16	.708	2-1/4
302-32	2	2-1/2 - 12	2	.875	2-7/8

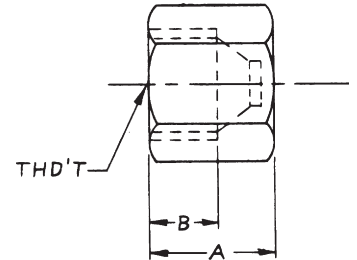
304 STANDARD NUT



Part Number	Tube O.D.	Thread	A	B	Hex
304-4	1/4	7/16 - 20	13/16	.375	9/16
304-5	5/16	1/2 - 20	13/16	.375	5/8
304-6	3/8	9/16 - 18	15/16	.385	11/16
304-8	1/2	3/4 - 16	1-3/32	.438	7/8
304-10	5/8	7/8 - 14	1-1/4	.521	1
304-12	3/4	1-1/16 - 12	1-5/8	.594	1-1/4
304-14	7/8	1-3/16 - 12	1-3/4	.594	1-3/8
304-16	1	1-5/16 - 12	1-13/16	.625	1-1/2
304-20	1-1/4	1-5/8 - 12	1-15/16	.625	2
304-24	1-1/2	1-7/8 - 12	2-1/16	.708	2-1/4
304-32	2	2-1/2 - 12	2-5/16	.875	2-7/8

304-C CAP NUT

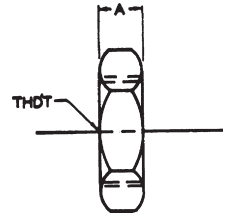
*



Part Number	Tube O.D.	Thread	A	B	Hex
304-C-3	3/16	3/8 - 24	-	-	-
304-C-4	1/4	7/16 - 20	19/32	.328	9/16
304-C-5	5/16	1/2 - 20	39/64	.344	5/8
304-C-6	3/8	9/16 - 18	5/8	.344	11/16
304-C-8	1/2	3/4 - 16	3/4	.375	7/8
304-C-10	5/8	7/8 - 14	27/32	.469	1
304-C-12	3/4	1-1/16 - 12	29/32	.500	1-1/4
304-C-14	7/8	1-3/16 - 12	31/32	.531	1-3/8
304-C-16	1	1-5/16 - 12	1-1/64	.563	1-1/2
304-C-20	1-1/4	1-5/8 - 12	1-1/16	.563	2
304-C-24	1-1/2	1-7/8 - 12	1-3/16	.656	2-1/4
304-C-32	2	2-1/2 - 12	1-7/16	.828	2-7/8

306 LOCK NUT

*



Part Number	Tube O.D.	Thread	A	Hex
306-4	1/4	7/16 - 20	1/4	11/16
306-5	5/16	1/2 - 20	1/4	3/4
306-6	3/8	9/16 - 18	17/64	13/16
306-8	1/2	3/4 - 16	5/16	1
306-10	5/8	7/8 - 14	23/64	1-1/8
306-12	3/4	1-1/16 - 12	13/32	1-3/8
306-14	7/8	1-3/16 - 12	13/32	1-1/2
306-16	1	1-5/16 - 12	13/32	1-5/8
306-20	1-1/4	1-5/8 - 12	13/32	1-7/8
306-24	1-1/2	1-7/8 - 12	13/32	2-1/8
306-32	2	2-1/2 - 12	13/32	2-3/4

306-N LOCK NUT

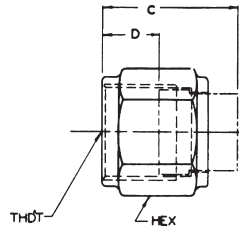
Part Number	Tube O.D.	Thread	A	Hex
306-N-4	1/4	7/16 - 20	1/4	9/16
306-N-5	5/16	1/2 - 20	1/4	5/8
306-N-6	3/8	9/16 - 18	17/64	11/16
306-N-8	1/2	3/4 - 16	5/16	7/8
306-N-10	5/8	7/8 - 14	23/64	1
306-N-12	3/4	1-1/16 - 12	13/32	1-1/4
306-N-14	7/8	1-3/16 - 12	13/32	1-3/8
306-N-16	1	1-5/16 - 12	13/32	1-1/2
306-N-20	1-1/4	1-5/8 - 12	13/32	1-7/8
306-N-24	1-1/2	1-7/8 - 12	13/32	2-1/8
306-N-32	2	2-1/2 - 12	13/32	2-3/4



* Available in 316
Stainless Steel

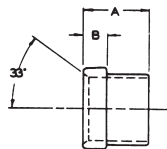
Hydraulic Adapters & Tube Fittings

318 NUT



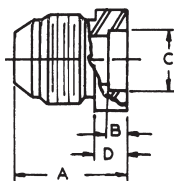
Part Number	Tube O.D.	Thread	C	D	Hex
318-2	1/8	5/16 - 24	-	-	-
318-3	3/16	3/8 - 24	-	-	-
318-4	1/4	7/16 - 20	51/64	25/64	9/16
318-5	5/16	1/2 - 20	55/64	27/64	5/8
318-6	3/8	9/16 - 18	15/16	7/16	11/16
318-8	1/2	3/4 - 16	1-1/16	1/2	7/8
318-10	5/8	7/8 - 14	1- 15/64	37/64	1
318-12	3/4	1-1/16 - 12	1-9/32	39/64	1- 1/4
318-14	7/8	1-3/16 - 12	1-25/64	41/64	1- 3/8
318-16	1	1-5/16 - 12	1-15/32	11/16	1-1/2
318-20	1-1/4	1-5/8 - 12	1-39/64	45/64	2
318-24	1-1/2	1-7/8 - 12	1-61/64	53/64	2-1/4
318-32	2	2-1/2 - 12	2-7/8	1-1/16	2-7/8

319 SLEEVE



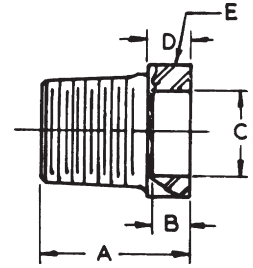
Part Number	Tube O.D.	A	B
319-2	1/8	-	-
319-3	3/16	-	-
319-4	1/4	13/32	9/64
319-5	5/16	7/16	5/32
319-6	3/8	1/2	11/64
319-8	1/2	9/16	7/32
319-10	5/8	21/32	15/64
319-12	3/4	11/16	17/64
319-14	7/8	3/4	17/64
319-16	1	25/32	9/32
319-20	1-1/4	29/32	5/16
319-24	1-1/2	1-1/8	11/32
319-32	2	1-3/16	13/32

403 BRAZE TUBE UNION



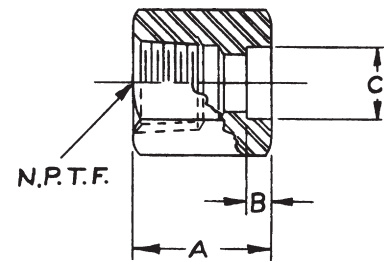
Part Number	Tube O.D.	JIC Male	A	B	C	D	Hex
403-4	1/4	7/16 - 20	47/64	.125	.254	.184	1/2
403-5	5/16	1/2 - 20	-	-	-	-	-
403-6	3/8	9/16 - 18	13/16	.140	.379	.256	5/8
403-8	1/2	3/4 - 16	15/16	.188	.504	.280	13/16
403-10	5/8	7/8 - 14	1-5/64	.218	.631	.320	15/16
403-12	3/4	1-1/16 - 12	1-13/64	.232	.756	.339	1-1/8
403-14	7/8	1-3/16 - 12	-	-	-	-	-
403-16	1	1-5/16 - 12	1-9/32	.250	1.006	.370	1-3/8
403-20	1-1/4	1-5/8 - 12	1-25/64	.312	1.256	.432	1-11/16
403-24	1-1/2	1-7/8 - 12	1-37/64	.343	1.506	.495	2
403-32	2	2-1/2 - 12	2-5/64	.343	2.006	.745	2-5/8

404 BRAZE MALE PIPE UNION



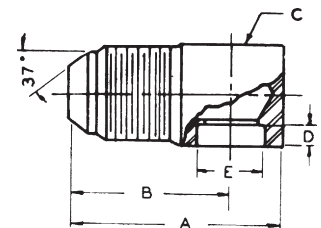
Part Number	Tube O.D.	NPTF Male	A	B	C	D	Hex
404-4-2	1/4	1/8	39/64	.125	.254	3/16	1/2
404-6-4	3/8	1/4	13/16	.140	.379	1/4	5/8
404-8-6	1/2	3/8	27/32	.188	.504	9/32	13/16
404-10-8	5/8	1/2	1-5/64	.218	.631	21/64	15/16
404-12-12	3/4	3/4	1-3/32	.232	.756	11/32	1-1/8
404-16-16	1	1	1-5/16	.250	1.006	3/8	1-3/8
404-20-20	1-1/4	1-1/4	1-13/32	.312	1.256	7/16	1-11/16
404-24-24	1-1/2	1-1/2	1-1/2	.343	1.506	1/2	2
404-32	2	2	1-25/32	.343	2.006	3/4	2-5/8

405 BRAZE FEMALE PIPE UNION



Part Number	Tube O.D.	NPTF Female	A	B	C	Hex
405-4-2	1/4	1/8	39/64	.125	.254	9/16
405-6-4	3/8	1/4	3/4	.140	.379	3/4
405-8-6	1/2	3/8	7/8	.188	.504	7/8
405-10-8	5/8	1/2	1-1/16	.218	.631	1-1/8
405-12-12	3/4	3/4	1-9/64	.232	.756	1-3/8
405-16-16	1	1	1-5/16	.250	1.006	1-5/8
405-20-20	1-1/4	1-1/4	1-33/64	.312	1.256	2
405-24-24	1-1/2	1-1/2	1-17/32	.343	1.506	2-5/16
405-32-32	2	2	1-37/64	.343	2.006	2-7/8

500 BRAZE 90° TUBE ELBOW

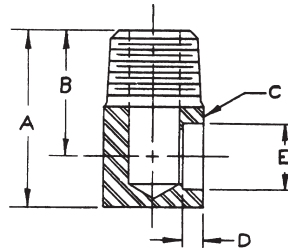


Part Number	Tube O.D.	JIC Male	A	B	C	D	E
500-4	1/4	7/16 - 20	1-9/64	57/64	1/2	.125	.254
500-5	5/16	1/2 - 20	-	-	-	-	-
500-6	3/8	9/16 - 18	1-3/8	1-1/16	5/8	.140	.379
500-8	1/2	3/4 - 16	1-21/32	1-1/4	13/16	.188	.504
500-10	5/8	7/8 - 14	1-15/16	1-29/64	15/16	.218	.631
500-12	3/4	1-1/16 - 12	2-7/32	1-21/32	1-1/8	.232	.756
500-14	7/8	1-3/16 - 12	-	-	-	-	-
500-16	1	1-5/16 - 12	2-1/2	1-13/16	1-3/8	.250	1.006
500-20	1-1/4	1-5/8 - 12	2-15/16	2-1/16	1-3/4	.312	1.256
500-24	1-1/2	1-7/8 - 12	3-5/16	2-21/64	2	.343	1.506
500-32	2	2-1/2 - 12	4-5/16	3-1/16	2-1/2	.343	2.006

Hydraulic Adapters & Tube Fittings

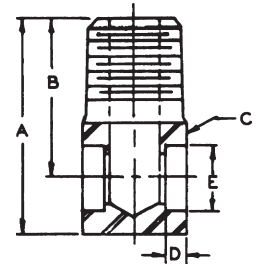


501 BRAZE 90° MALE PIPE ELBOW



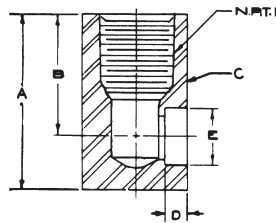
Part Number	Tube O.D.	NPTF Male	A	B	C	D	E
501-4-2	1/4	1/8	1-1/32	25/32	1/2	.125	.254
501-5-4	5/16	1/4	-	-	-	-	-
501-6-4	3/8	1/4	1-3/8	1-1/16	5/8	.140	.379
501-8-6	1/2	3/8	1-19/32	1-3/16	13/16	.188	.504
501-10-8	5/8	1/2	1-29/32	1-7/16	15/16	.218	.631
501-12-12	3/4	3/4	1-31/32	1-13/32	1-1/8	.232	.756
501-16-16	1	1	2-21/32	1-31/32	1-3/8	.250	1.006
501-20-20	1-1/4	1-1/4	3-1/4	2-3/8	1-3/4	.312	1.256
501-24-24	1-1/2	1-1/2	3-5/8	2-5/8	2	.343	1.506
501-32-32	2	2	4-1/4	3	2-1/2	.343	2.006

601 BRAZE MALE PIPE TEE



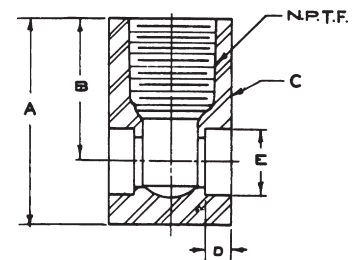
Part Number	Tube O.D.	NPTF Male	A	B	C	D	E
601-4-2	1/4	1/8	1-1/32	25/32	1/2	.125	.254
601-6-4	3/8	1/4	1-3/8	1-1/16	5/8	.140	.379
601-8-6	1/2	3/8	1-19/32	1-3/16	13/16	.188	.504
601-10-8	5/8	1/2	1-29/32	1-7/16	15/16	.218	.631
601-12-12	3/4	3/4	1-31/32	1-13/32	1-1/8	.232	.756
601-16-16	1	1	2-21/32	1-31/32	1-3/8	.250	1.006
601-20-20	1-1/4	1-1/4	3-1/4	2-3/8	1-3/4	.312	1.256
601-24-24	1-1/2	1-1/2	3-5/8	2-5/8	2	.343	1.506
601-32-32	2	2	4-1/4	3	2-1/2	.343	2.006

502 BRAZE 90° FEMALE PIPE ELBOW



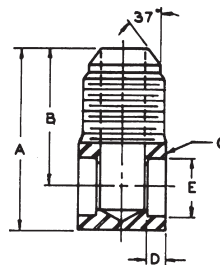
Part Number	Tube O.D.	NPTF Female	A	B	C	D	E
502-4-2	1/4	1/8	15/16	21/32	9/16	.125	.254
502-5-4	5/16	1/4	-	-	-	-	-
502-6-4	3/8	1/4	1-17/64	57/64	3/4	.140	.379
502-8-6	1/2	3/8	1-7/16	31/32	15/16	.188	.504
502-10-8	5/8	1/2	1-51/64	1-15/64	1-1/8	.218	.631
502-12-12	3/4	3/4	2	1-3/8	1-3/8	.232	.756
502-16-16	1	1	2-7/16	1-11/16	1-5/8	.250	1.006
502-20-20	1-1/4	1-1/4	2-23/64	1-31/32	2	.312	1.256
502-24-24	1-1/2	1-1/2	3-1/4	2-1/4	2-3/8	.343	1.506
502-32-32	2	2	3-13/16	2-9/16	2-7/8	.343	2.006

602 BRAZE FEMALE PIPE TEE



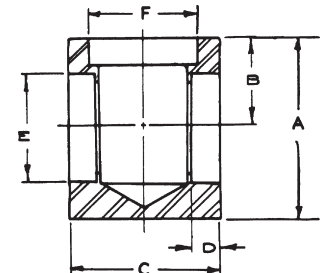
Part Number	Tube O.D.	NPTF Female	A	B	C	D	E
602-4-2	1/4	1/8	15/16	21/32	9/16	.125	.254
602-6-4	3/8	1/4	1-17/64	57/64	3/4	.140	.379
602-8-6	1/2	3/8	1-7/16	31/32	15/16	.188	.504
602-10-8	5/8	1/2	1-51/64	1-15/64	1-1/8	.218	.631
602-12-12	3/4	3/4	2	1-3/8	1-3/8	.232	.756
602-16-20-16	1 & 1-1/4	1	2-7/16	1-11/16	1-5/8	.250	1.006
602-20-20	1-1/4	1-1/4	2-23/64	1-31/32	2	.312	1.256
602-24-24	1-1/2	1-1/2	3-1/4	2-1/4	2-3/8	.343	1.506
602-32-32	2	2	3-13/16	2-9/16	2-7/8	.343	2.006

600 BRAZE TUBE TEE



Part Number	Tube O.D.	JIC Male	A	B	C	D	E
600-4	1/4	7/16 - 20	1-9/64	57/64	1/2	.125	.254
600-5	5/16	1/2 - 20	-	-	-	-	-
600-6	3/8	9/16 - 18	1-3/8	1-1/16	5/8	.140	.379
600-8	1/2	3/4 - 16	1-21/32	1-1/4	13/16	.188	.504
600-10	5/8	7/8 - 14	1-15/16	1-29/64	15/16	.218	.631
600-12	3/4	1-1/16 - 12	2-7/32	1-21/32	1-1/8	.232	.756
600-14	7/8	1-3/16 - 12	-	-	-	-	-
600-16	1	1-5/16 - 12	2-1/2	1-13/16	1-3/8	.250	1.006
600-20	1-1/4	1-5/8 - 12	2-15/16	1-3/4	1-3/4	.312	1.256
600-24	1-1/2	1-7/8 - 12	3-5/16	2-21/64	2	.343	1.506
600-32	2	2-1/2 - 12	4-5/16	3-1/16	2-1/2	.343	2.006

603 BRAZE TUBE TEE



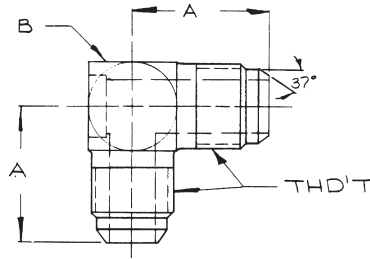
Part Number	Tube O.D.	A	B	C	D	E	F
603-4	1/4	5/8	5/16	1/2	.125	.254	.254
603-6	3/8	49/64	25/64	5/8	.140	.379	.379
603-8	1/2	1	1/2	13/16	.188	.504	.504
603-10	5/8	1-5/32	19/32	15/16	.218	.631	.631
603-12	3/4	1-29/64	43/64	1-1/8	.232	.756	.756
603-16	1	1-41/64	53/64	1-3/8	.250	1.006	1.006
603-20	1 1/4	2-1/8	1-1/16	1-3/4	.312	1.256	1.256
603-24	1 1/2	2-33/64	1-11/64	2	.343	1.506	1.506
603-32	2	2-7/8	1-7/16	2-1/2	.343	2.006	2.006



* Available in 316
Stainless Steel

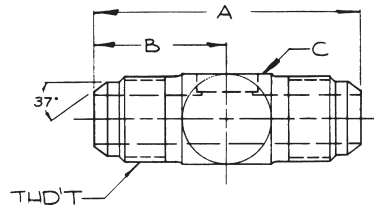
Hydraulic Adapters & Tube Fittings

701 90° BRAZE TUBE ELBOW



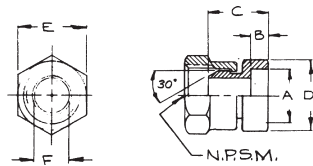
Part Number	Tube O.D.	JIC Male	A	B Min.
701-4	1/4	7/16 - 20	57/64	7/16
701-5	5/16	1/2 - 20	61/64	1/2
701-6	3/8	9/16 - 18	1-1/16	9/16
701-8	1/2	3/4 - 16	1-1/4	13/16
701-10	5/8	7/8 - 14	1-29/64	7/8
701-12	3/4	1-1/16 - 12	1-21/32	1-1/16
701-14	7/8	1-3/16 - 12	1-23/32	1-3/16
701-16	1	1-5/16 - 12	1-13/16	1-5/16
701-20	1-1/4	1-5/8 - 12	2-1/16	1-5/8
701-24	1-1/2	1-7/8 - 12	2-21/64	1-7/8
701-32	2	2-1/2 - 12	3-1/16	2-1/2

702 BRAZE TUBE TEE



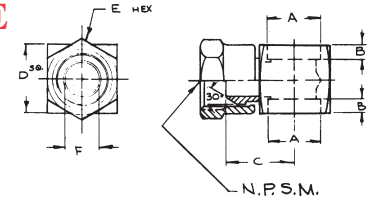
Part Number	Tube O.D.	JIC Male	A	B	C Min.
702-4	1/4	7/16-20	1-23/32	66/64	7/16
702-5	5/16	1/2-20	1-27/32	59/64	1/2
702-6	3/8	9/16-18	2-1/32	1-1/32	9/16
702-8	1/2	3/4-16	2-7/16	1-7/32	13/16
702-10	5/8	7/8-14	2-27/32	1-27/64	7/8
702-12	3/4	1-1/16-12	3-1/4	1-5/8	1-1/16
702-14	7/8	1-3/16-12	3-7/16	1-23/32	1-3/16
702-16	1	1-5/16-12	3-9/16	1-25/32	1-5/16
702-20	1-1/4	1-5/8-12	4-1/16	2-1/32	1-5/8
702-24	1-1/2	1-7/8-12	4-19/32	2-19/64	1-7/8
702-32	2	2-1/2-12	6-1/16	3-1/32	2-1/2

800 BRAZE SWIVEL UNION



Part Number	Tube O.D.	NPSM Female	A	B	C	D	E	F
800-6-4	3/8	1/4	.379	.140	23/32	5/8	11/16	15/64
800-8-6	1/2	3/8	.504	.188	25/32	3/4	7/8	23/64
800-8-8	1/2	1/2	-	-	-	-	-	-
800-10-6	5/8	3/8	.631	.218	55/64	7/8	1	31/64
800-10-8	5/8	1/2	.756	.232	7/8	1	1	31/64
800-12-8	3/4	1/2	.756	.232	1	1	1-1/4	21/32
800-12-12	3/4	3/4	1.006	.250	1	1-1/4	1-1/4	21/32
800-14-12	7/8	1	1.006	.250	1	1-1/4	1-1/2	7/8
800-16-12	1	3/4	1.256	.312	1	1-1/2	1-1/4	21/32
800-16-16	1	1	1.006	.250	1	1-1/4	1-1/2	7/8
800-20-12	1-1/4	3/4	1.256	.312	1	1-1/2	1-1/4	21/32
800-20-16	1-1/4	1	1.256	.312	1-1/64	1-1/2	1-1/2	7/8
800-20-20	1-1/4	1-1/4	1.256	.312	1-1/8	1-5/8	1-7/8	1-5/32

801 & 802 BRAZE SWIVEL UNION 90° & 90° TEE



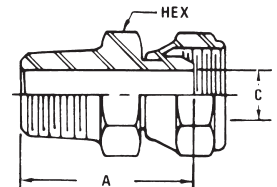
801

Part Number	Tube O.D.	NPSM Female	A	B	C	D	E	F
801-6-4	3/8	1/4	.379	.140	3/4	5/8	11/16	15/64
801-8-6	1/2	3/8	.504	.188	13/16	3/4	7/8	23/64
801-8-8	1/2	1/2	.504	.188	57/64	7/8	1	31/64
801-10-8	5/8	1/2	.631	.218	57/64	7/8	1	31/64
801-12-8	3/4	1/2	.756	.232	61/64	1	1	31/64
801-12-12	3/4	3/4	.756	.232	1-11/64	1-1/8	1-1/4	21/32
801-14-8	7/8	1/2	-	-	-	-	-	-
801-16-12	1	3/4	1.006	.250	1-3/16	1-1/4	1-1/4	21/32
801-16-16	1	1	1.006	.250	1-5/16	1-3/8	1-1/2	7/8
801-20-12	1-1/4	3/4	1.256	.312	1-23/64	1-1/2	1-1/4	21/32
801-20-16	1-1/4	1	1.256	.312	1-3/8	1-1/2	1-1/2	7/8

802

Part Number	Tube O.D.	NPSM Female	A	B	C	D	E	F
802-6-4	3/8	1/4	.379	.140	3/4	5/8	11/16	15/64
802-8-6	1/2	3/8	.504	.188	13/16	3/4	7/8	23/64
802-8-8	1/2	1/2	.504	.188	57/64	7/8	1	31/64
802-10-8	5/8	1/2	.631	.218	57/64	7/8	1	31/64
802-12-8	3/4	1/2	.756	.232	61/64	1	1	31/64
802-12-12	3/4	3/4	.756	.232	1-11/64	1-1/8	1-1/4	21/32
802-16-12	1	3/4	1.006	.250	1-3/16	1-1/4	1-1/4	21/32
802-16-16	1	1	1.006	.250	1-5/16	1-3/8	1-1/2	7/8
802-20-12	1-1/4	3/4	1.256	.312	1-23/64	1-1/2	1-1/4	21/32
802-20-16	1-1/4	1	1.256	.312	1-3/8	1-1/2	1-1/2	7/8

1404 MALE ADAPTER UNION



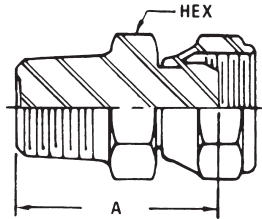
Part Number	NPTF Male	NPSM Female	A	Hex	C
1404-2-2	1/8	1/8	15/16	1/2	3/16
1404-2-4	1/8	1/4	1-1/16	-	-
1404-4-2	1/4	1/8	1-3/16	-	-
1404-4-4	1/4	1/4	1-1/4	5/8	7/32
1404-4-6	1/4	3/8	1-5/16	-	-
1404-6-4	3/8	1/4	1-5/16	-	-
1404-6-6	3/8	3/8	1-5/16	11/16	11/32
1404-6-8	3/8	1/2	1-27/64	-	-
1404-8-4	1/2	1/4	1-9/16	-	-
1404-8-6	1/2	3/8	1-9/16	-	-
1404-8-8	1/2	1/2	1-39/64	7/8	15/32
1404-8-12	1/2	3/4	1-47/64	-	-
1404-12-8	3/4	1/2	-	-	-
1404-12-12	3/4	3/4	1-47/64	1-1/16	41/64
1404-12-16	3/4	1	-	-	-
1404-16-12	1	3/4	-	-	-
1404-16-16	1	1	2	1-3/8	55/64
1404-16-20	1	1-1/4	-	-	-
1404-20-16	1-1/4	1	-	-	-
1404-20-20	1-1/4	1-1/4	2-1/16	1-3/4	1-9/64
1404-20-24	1-1/4	1-1/2	-	-	-
1404-24-20	1-1/2	1-1/4	-	-	-
1404-24-24	1-1/2	1-1/2	2-3/16	2-1/8	1-23/64
1404-32-32	2	2	2-3/8	2-5/8	1-55/64

Hydraulic Adapters & Tube Fittings

* Available in 316
Stainless Steel



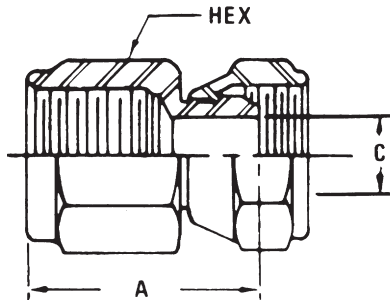
1404-BL MALE ADAPTER UNION - BLANK



Part Number	NPTF Male	NPSM Female	A	Hex
1404-BL-2	1/8	1/8	15/16	1/2
1404-BL-4	1/4	1/4	1-1/4	5/8
1404-BL-6	3/8	3/8	1-5/16	11/16
1404-BL-8	1/2	1/2	1-39/64	7/8

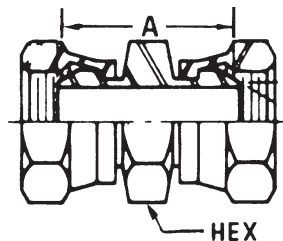
1405 FEMALE ADAPTER UNION

*



Part Number	NPTF Female	NPSM Female	A	Hex	C
1405-2-2	1/8	1/8	3/4	9/16	3/16
1405-2-4	1/8	1/4	-	-	-
1405-4-4	1/4	1/4	1-3/16	11/16	7/32
1405-4-6	1/4	3/8	-	-	-
1405-6-4	3/8	1/4	-	-	-
1405-6-6	3/8	3/8	1-7/32	13/16	11/32
1405-6-8	3/8	1/2	-	-	-
1405-8-4	1/2	1/4	-	-	-
1405-8-6	1/2	3/8	-	-	-
1405-8-8	1/2	1/2	1-13/32	1	15/32
1405-8-12	1/2	3/4	-	-	-
1405-12-8	3/4	1/2	-	-	-
1405-12-12	3/4	3/4	1-9/16	1-1/4	41/64
1405-12-16	3/4	1	-	-	-
1405-16-12	1	3/4	-	-	-
1405-16-16	1	1	1-59/64	1-1/2	55/64
1405-20-20	1-1/4	1-1/4	1-59/64	1-7/8	1-9/64
1405-24-24	1-1/2	1-1/2	1-59/64	2-1/8	1-23/64
1405-32-32	2	2	2	2-5/8	1-55/65

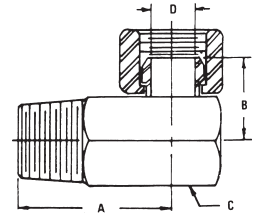
1406 FEMALE SWIVEL UNION



Part Number	NPSM Female	NPSM Female	A	Hex
1406-4-4	1/4	1/4	-	-
1406-6-6	3/8	3/8	-	-
1406-8-8	1/2	1/2	-	-
1406-12-12	3/4	3/4	-	-
1406-16-16	1	1	-	-

1501 MALE TO FEMALE 90°

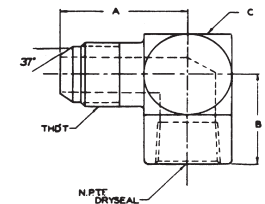
*



Part Number	NPTF Male	NPSM Female	A	B	C	D
1501-2-2	1/8	1/8	1	33/64	9/16	3/16
1501-2-4	1/8	1/4	-	-	-	-
1501-4-2	1/4	1/8	-	-	-	-
1501-4-4	1/4	1/4	1-1/4	3/4	11/16	7/32
1501-4-6	1/4	3/8	-	-	-	-
1501-6-4	3/8	1/4	-	-	-	-
1501-6-6	3/8	3/8	1-1/2	55/64	7/8	11/32
1501-6-8	3/8	1/2	-	-	-	-
1501-8-4	1/2	1/4	-	-	-	-
1501-8-6	1/2	3/8	-	-	-	-
1501-8-8	1/2	1/2	1-3/4	15/16	1	15/32
1501-8-12	1/2	3/4	-	-	-	-
1501-12-6	3/4	3/8	-	-	-	-
1501-12-8	3/4	1/2	-	-	-	-
1501-12-12	3/4	3/4	2	1-11/64	1-1/4	41/64
1501-12-16	3/4	1	-	-	-	-
1501-16-8	1	1/2	-	-	-	-
1501-16-12	1	3/4	-	-	-	-
1501-16-16	1	1	2-5/16	1-5/16	1-1/2	55/64
1501-16-20	1	1-1/4	-	-	-	-
1501-20-12	1-1/4	3/4	-	-	-	-
1501-20-16	1-1/4	1	-	-	-	-
1501-20-20	1-1/4	1-1/4	2-9/16	1-1/2	1-7/8	1-9/64
1501-20-24	1-1/4	1-1/2	-	-	-	-
1501-24-20	1-1/2	1-1/4	-	-	-	-
1501-24-24	1-1/2	1-1/2	2-13/16	1-39/64	2-1/8	1-23/64
1501-32-32	2	2	-	-	-	-

1502 FEMALE 90° ELBOW

*



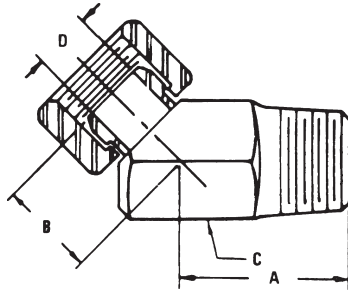
Part Number	NPTF Female	NPSM Female	A	B	C	D
1502-2-2	1/8	1/8	11/16	33/64	9/16	3/16
1502-2-4	1/8	1/4	-	-	-	-
1502-4-2	1/4	1/8	-	-	-	-
1502-4-4	1/4	1/4	15/16	3/4	11/16	7/32
1502-4-6	1/4	3/8	-	-	-	-
1502-4-8	1/4	1/2	-	-	-	-
1502-6-4	3/8	1/4	-	-	-	-
1502-6-6	3/8	3/8	1-1/16	55/64	7/8	11/32
1502-6-8	3/8	1/2	-	-	-	-
1502-8-4	1/2	1/4	-	-	-	-
1502-8-6	1/2	3/8	-	-	-	-
1502-8-8	1/2	1/2	1-1/4	15/16	1	15/32
1502-8-12	1/2	3/4	-	-	-	-
1502-12-8	3/4	1/2	-	-	-	-
1502-12-12	3/4	3/4	1-7/16	1-11/64	1-1/4	41/64
1502-12-16	3/4	1	-	-	-	-
1502-16-12	1	3/4	-	-	-	-
1502-16-16	1	1	1-3/4	1-5/16	1-1/2	55/64
1502-20-16	1-1/4	1	-	-	-	-
1502-20-20	1-1/4	1-1/4	2	1-1/2	1-7/8	1-9/64
1502-24-24	1-1/2	1-1/2	2-1/4	1-39/64	2-1/8	1-23/64
1502-32-32	2	2	-	-	-	-



* Available in 316
Stainless Steel

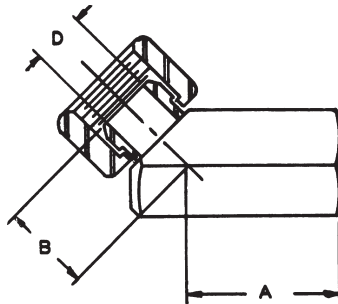
Hydraulic Adapters & Tube Fittings

1503 MALE SWIVEL 45° ELBOW



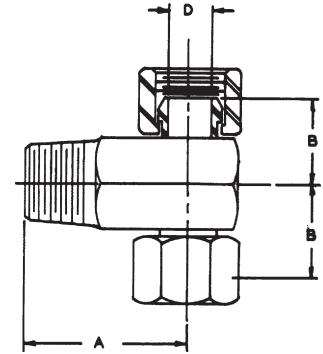
Part Number	NPTF Male	NPSM Female	A	B	C Hex	D
1503-2-2	1/8	1/8	43/64	7/16	9/16	3/16
1503-2-4	1/8	1/4	-	-	-	-
1503-4-2	1/4	1/8	-	-	-	-
1503-4-4	1/4	1/4	29/32	21/32	11/16	7/32
1503-4-6	1/4	3/8	-	-	-	-
1503-4-8	1/4	1/2	-	-	-	-
1503-6-4	3/8	1/4	-	-	-	-
1503-6-6	3/8	3/8	1-1/16	45/64	7/8	11/32
1503-6-8	3/8	1/2	-	-	-	-
1503-8-4	1/2	1/4	-	-	-	-
1503-8-6	1/2	3/8	-	-	-	-
1503-8-8	1/2	1/2	1-3/8	25/32	1	15/32
1503-8-12	1/2	3/4	-	-	-	-
1503-12-6	3/4	3/8	-	-	-	-
1503-12-8	3/4	1/2	-	-	-	-
1503-12-12	3/4	3/4	1-1/2	31/32	1-1/4	41/64
1503-12-16	3/4	1	-	-	-	-
1503-16-12	1	3/4	-	-	-	-
1503-16-16	1	1	1-1/2	1-3/64	1-1/2	55/64
1503-16-20	1	1-1/4	-	-	-	-
1503-20-16	1-1/4	1	-	-	-	-
1503-20-20	1-1/4	1-1/4	1-25/32	1-9/64	1-7/8	1-9/64
1503-24-24	1-1/2	1-1/2	1-31/32	1-7/32	2-1/8	1-23/64
1503-32-32	2	2	-	-	-	-

1504 FEMALE SWIVEL ELBOW 45°



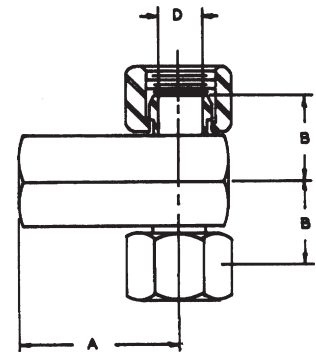
Part Number	NPTF Female	NPSM Female	A	B	C Hex	D
1504-2-2	1/8	1/8	43/64	33/64	9/16	3/16
1504-2-4	1/8	1/4	-	-	-	-
1504-4-2	1/4	1/8	-	-	-	-
1504-4-4	1/4	1/4	29/32	21/32	11/16	7/32
1504-4-6	1/4	3/8	-	-	-	-
1504-6-4	3/8	1/4	-	-	-	-
1504-6-6	3/8	3/8	1-1/16	45/64	7/8	11/32
1504-6-8	3/8	1/2	-	-	-	-
1504-8-6	1/2	3/8	-	-	-	-
1504-8-8	1/2	1/2	1-3/8	25/32	1	15/32
1504-12-8	3/4	1/2	-	-	-	-
1504-12-12	3/4	3/4	1-1/4	31/32	1-1/4	41/64
1504-16-12	1	3/4	-	-	-	-
1504-16-16	1	1	1-1/2	1-3/64	1-1/2	55/64
1504-20-20	1-1/4	1-1/4	1-25/32	1-9/64	1-7/8	1-9/64
1504-24-24	1-1/2	1-1/2	1-31/32	1-7/32	2-1/8	1-23/64

1601 MALE SWIVEL TEE



Part Number	NPTF Male	NPSM Female	A	B	C Hex	D
1601-2-2	1/8	1/8	1	7/16	9/16	3/16
1601-4-4	1/4	1/4	1-1/4	3/4	11/16	7/32
1601-6-4-4	3/8	1/4	-	-	-	-
1601-6-6	3/8	3/8	1-1/2	55/64	7/8	11/32
1601-8-4	1/2	1/4	-	-	-	-
1601-8-6-6	1/2	3/8	-	-	-	-
1601-8-8	1/2	1/2	1-3/4	15/16	1	15/32
1601-12-8-8	3/4	1/2	-	-	-	-
1601-12-12	3/4	3/4	2	1-11/64	1-1/4	41/64
1601-12-16-16	3/4	1	-	-	-	-
1601-16-16	1	1	2-5/16	1-5/16	1-1/2	55/64
1601-16-12-12	1	3/4	-	-	-	-
1601-20-20	1-1/4	1-1/4	2-9/16	1-1/2	1-7/8	1-9/64
1601-24-24	1-1/2	1-1/2	-	-	-	-

1602 FEMALE SWIVEL TEE

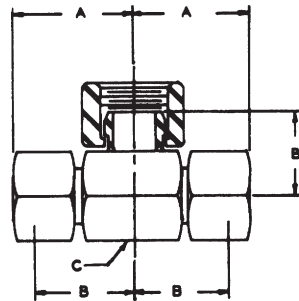


Part Number	NPTF Female	NPSM Female	A	B	C Hex	D
1602-2-2-2	1/8	1/8	-	-	-	-
1602-4-4	1/4	1/4	15/16	3/4	11/16	7/32
1602-6-4-4	3/8	1/4	-	-	-	-
1602-6-6-6	3/8	3/8	1-1/16	55/64	7/8	11/32
1602-8-6-6	1/2	3/8	-	-	-	-
1602-8-8-8	1/2	1/2	1-1/4	15/16	1	15/32
1602-12-8	3/4	1/2	-	-	-	-
1602-12-12	3/4	3/4	1-7/16	1-11/64	1-1/4	41/64
1602-16-12-12	1	3/4	-	-	-	-
1602-16-16	1	1	1-3/4	1-5/16	1-1/2	55/64
1602-20-20-20	1-1/4	1-1/4	-	-	-	-

Hydraulic Adapters & Tube Fittings

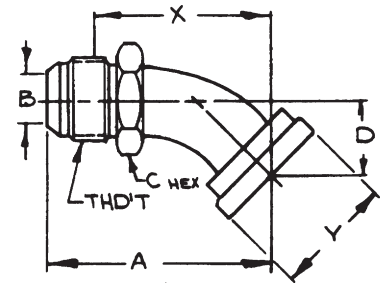


1603 SWIVEL TEE



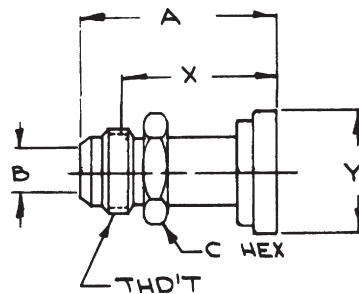
Part Number	NPSM Female	A	B	C Hex	D
1603-2-2	1/8	13/16	33/64	9/16	3/16
1603-4-4	1/4	1-1/8	3/4	11/16	7/32
1603-6-6	3/8	1-7/32	55/64	7/8	11/32
1603-8-8	1/2	1-13/32	15/16	1	15/32
1603-12-12	3/4	1-23/32	1-11/64	1-1/4	41/64
1603-16-16	1	1-7/8	1-5/16	1-1/2	55/64
1603-20-20	1-1/4	2-5/32	1-1/2	1-7/8	1-9/64

1703 45° FLANGE ADAPTER UNION Code 61



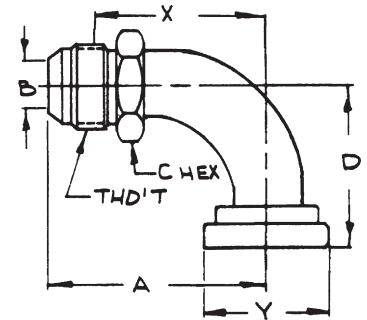
Part Number	Tube O.D.	JIC Male	Flange Size	A	B	C	D	X*	Y
1703-12-12	3/4	1-1/16 - 12	3/4	3-5/64	39/64	1-1/8	1	2-3/8	1-1/2
1703-16-16	1	1-5/16 - 12	1	3-13/64	27/32	1-3/8	1-1/8	2-7/16	1-3/4
1703-20-20	1-1/4	1-5/8 - 12	1-1/4	3-15/32	1-5/4	1-11/16	1-1/8	2-21/32	2
1703-24-24	1-1/2	1-7/8 - 12	1-1/2	3-17/32	1-5/16	2	1-1/8	2-21/32	2-3/8
1703-32-32	2	2-1/2 - 12	2	4-7/64	1-25/32	2-5/8	1-1/4	2-29/32	2-13/16

1700 STRAIGHT FLANGE ADAPTER UNION Code 61



Part Number	Tube O.D.	JIC Male	Flange Size	A	B	C	X*	Y
1700-8-8	1/2	3/4 - 16	1/2	-	-	-	-	1-3/16
1700-8-12	1/2	3/4 - 16	3/4	-	-	-	-	1-1/2
1700-12-12	3/4	1-1/16 - 12	3/4	2-19/32	39/64	1-1/8	1-7/8	1-1/2
1700-12-16	3/4	1-1/16 - 12	1	-	-	-	-	1-3/4
1700-12-20	3/4	1-1/16 - 12	1-1/4	-	-	-	-	2
1700-16-12	1	1-5/16 - 12	3/4	-	-	-	-	1-1/2
1700-16-16	1	1-5/16 - 12	1	2-41/64	27/32	1-3/8	1-7/8	1-3/4
1700-16-20	1	1-5/16 - 12	1-1/4	-	27/32	1-3/8	1-7/8	2
1700-16-24	1	1-5/16 - 12	1-1/2	-	-	-	-	2-3/8
1700-20-20	1-1/4	1-5/8 - 12	1-1/4	2-11/16	1-5/64	1-11/16	1-7/8	2
1700-20-16	1-1/4	1-5/8 - 12	1	2-3/4	27/32	1-11/16	2-5/16	1-3/4
1700-20-24	1-1/4	1-5/8 - 12	1-1/2	2-7/8	1-5/64	1-11/16	2-1/8	2-3/8
1700-24-20	1-1/2	1-7/8 - 12	1-1/4	-	-	-	-	2
1700-24-24	1-1/2	1-7/8 - 12	1-1/2	3	1-5/16	2	2-1/8	2-3/8
1700-24-32	1-1/2	1-7/8 - 12	2	-	-	-	-	2-13/16
1700-32-32	2	2-1/2 - 12	2	3-5/16	1-25/32	2-5/8	2-1/8	2-13/16

1704 90° FLANGE ADAPTER UNION Code 61



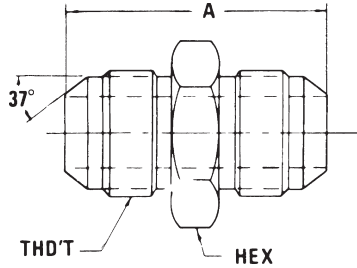
Part Number	Tube O.D.	JIC Male	Flange Size	A	B	C	D	X*	Y
1704-12-12	3/4	1-1/16 - 12	3/4	2-27/32	39/64	1-1/8	2-1/8	2-5/32	1-1/2
1704-16-16	1	1-5/16 - 12	1	3-9/64	27/32	1-3/8	2-3/8	2-3/8	1-3/4
1704-20-20	1-1/4	1-5/8 - 12	1-1/4	3-21/64	1-5/64	1-11/16	2-1/2	2-17/32	2
1704-24-24	1-1/2	1-7/8 - 12	1-1/2	3-43/64	1-5/16	2	2-3/4	2-13/16	2-3/8
1704-32-32	2	2-1/2 - 12	2	4-7/16	1-25/32	2-5/8	3-1/4	3-3/4	2-3/16



* Available in 316
Stainless Steel

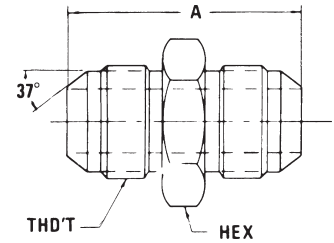
Hydraulic Adapters & Tube Fittings

2403 STRAIGHT TUBE UNION



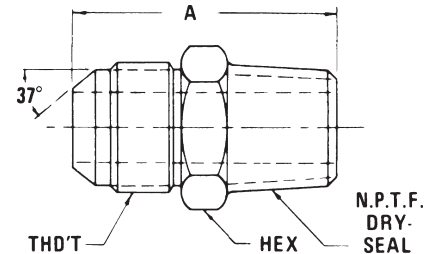
Part Number	Tube O.D.	JIC Male	A	Hex
2403-2-2	1/8	5/16 - 24	-	-
2403-3-2	3/16	3/8 - 24	-	-
2403-3-3	3/16	3/8 - 24	-	-
2403-4-2	1/4	5/16 - 24	-	-
2403-4-3	1/4	3/8 - 24	-	-
2403-4-4	1/4	7/16 - 20	1-1/4	1/2
2403-5-4	5/16	7/16 - 20	-	-
2403-5-5	5/16	1/2 - 20	1-1/4	9/16
2403-6-4	3/8	7/16 - 20	-	-
2403-6-5	3/8	1/2 - 20	-	-
2403-6-6	3/8	9/16 - 18	1-3/8	5/8
2403-8-4	1/2	7/16 - 20	-	-
2403-8-5	1/2	1/2 - 20	-	-
2403-8-6	1/2	9/16 - 18	-	-
2403-8-8	1/2	3/4 - 16	1-9/16	13/16
2403-10-4	5/8	7/16 - 20	-	-
2403-10-5	5/8	1/2 - 20	-	-
2403-10-6	5/8	9/16 - 18	-	-
2403-10-8	5/8	3/4 - 16	-	-
2403-10-10	5/8	7/8 - 14	1-53/64	15/16
2403-12-4	3/4	7/16 - 20	-	-
2403-12-5	3/4	1/2 - 20	-	-
2403-12-6	3/4	9/16 - 18	-	-
2403-12-8	3/4	3/4 - 16	-	-
2403-12-10	3/4	7/8 - 14	-	-
2403-12-12	3/4	1-1/16 - 12	2-7/64	1-1/8
2403-14-12	7/8	1-1/16 - 12	-	-
2403-14-14	7/8	1-3/16 - 12	2-5/32	1-1/4
2403-16-6	1	3/8	-	-
2403-16-8	1	1/2	-	-
2403-16-10	1	7/8 - 14	-	-
2403-16-12	1	1-1/16 - 12	-	-
2403-16-14	1	1-3/16 - 12	-	-
2403-16-16	1	1-5/16 - 12	2-3/16	1-3/8
2403-20-12	1-1/4	1-1/16 - 12	-	-
2403-20-16	1-1/4	1-5/16 - 12	-	-
2403-20-20	1-1/4	1-5/8 - 12	2-9/32	1-11/16
2403-24-20	1-1/2	1-5/8 - 12	-	-
2403-24-24	1-1/2	1-7/8 - 12	-	-
2403-32-32	2	2-1/2 - 12	-	-

2403-LH STRAIGHT TUBE UNION LARGE HEX



Part Number	Tube O.D.	JIC Male	A	Hex
2403-LH-4	1/4	7/16 - 20	1-3/8	11/16
2403-LH-5	5/16	1/2 - 20	1-3/8	3/4
2403-LH-6	3/8	9/16 - 18	1-13/32	13/16
2403-LH-8	1/2	3/4 - 16	1-5/8	1
2403-LH-10	5/8	7/8 - 14	1-7/8	1-1/8
2403-LH-12	3/4	1-1/16 - 12	2-1/64	1-3/8
2403-LH-16	1	1-5/16 - 12	2-1/4	1-5/8
2403-LH-20	1-1/4	1-5/8 - 12	2-7/16	1-7/8
2403-LH-24	1-1/2	1-7/8 - 12	2-3/4	2-1/2

2404 STRAIGHT ADAPTER UNION



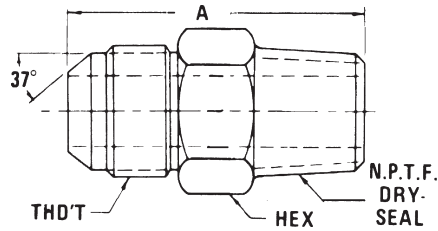
Part Number	Tube O.D.	JIC Male	NPTF Male	A	Hex
2404-2-2	1/8	5/16 - 24	1/8	-	-
2404-3-2	3/16	3/8 - 24	1/8	-	-
2404-4-2	1/4	7/16 - 20	1/8	1-7/64	1/2
2404-4-4	1/4	7/16 - 20	1/4	-	-
2404-4-6	1/4	7/16 - 20	3/8	-	-
2404-4-8	1/4	7/16 - 20	1/2	-	-
2404-5-2	5/16	1/2 - 20	1/8	1-9/64	9/16
2404-5-4	5/16	1/2 - 20	1/4	-	-
2404-5-6	5/16	1/2 - 20	3/8	-	-
2404-6-2	3/8	9/16 - 18	1/8	-	-
2404-6-4	3/8	9/16 - 18	1/4	1-3/8	5/8
2404-6-6	3/8	9/16 - 18	3/8	-	-
2404-6-8	3/8	9/16 - 18	1/2	-	-
2404-6-12	3/8	9/16 - 18	3/4	-	-
2404-8-4	3/8	3/4 - 16	1/4	-	-
2404-8-6	1/2	3/4 - 16	3/8	1-1/2	13/16
2404-8-8	1/2	3/4 - 16	1/2	-	-
2404-8-12	1/2	3/4 - 16	3/4	-	-
2404-8-16	1/2	3/4 - 16	1	-	-
2404-10-6	5/8	7/8 - 14	3/8	-	-
2404-10-8	5/8	7/8 - 14	1/2	1-53/64	15/16
2404-10-12	5/8	7/8 - 14	3/4	-	-
2404-12-6	3/4	1-1/16 - 12	3/8	-	-
2404-12-8	3/4	1-1/16 - 12	1/2	-	-
2404-12-12	3/4	1-1/16 - 12	3/4	1-61/64	1-1/8
2404-12-16	3/4	1-1/16 - 12	1	-	-
2404-14-12	7/8	1-3/16 - 12	3/4	2-1/16	1-1/4
2404-16-12	1	1-5/16 - 12	3/4	-	-
2404-16-16	1	1-5/16 - 12	1	2-7/32	1-3/8
2404-16-20	1	1-5/16 - 12	1-1/4	-	-
2404-16-24	1	1-5/16 - 12	1-1/2	-	-
2404-20-16	1-1/4	1-5/8 - 12	1	-	-
2404-20-20	1-1/4	1-5/8 - 12	1-1/4	2-23/64	1-11/16
2404-20-24	1-1/4	1-5/8 - 12	1-1/2	-	-
2404-24-20	1-1/2	1-7/8 - 12	1-1/4	-	-
2404-24-24	1-1/2	1-7/8 - 12	1-1/2	-	-
2404-32-32	2	2-1/2 - 12	2	-	-

Hydraulic Adapters & Tube Fittings

* Available in 316
Stainless Steel

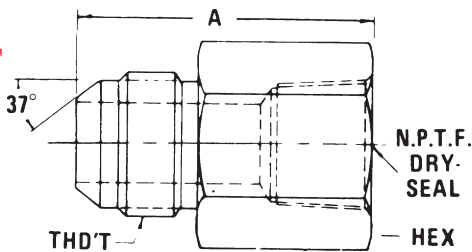


2404-L STRAIGHT ADAPTER MALE



Part Number	Tube O.D.	JIC Male	NPTF Male	A	Hex
2404-L-4-2	1/4	7/16 - 20	1/8	1-13/16	1/2
2404-L-4-4	1/4	7/16 - 20	1/4	-	-
2404-L-6-4	3/8	9/16 - 18	1/4	2-1/4	5/8
2404-L-6-6	3/8	9/16 - 18	3/8	-	-
2404-L-8-6	1/2	3/4 - 16	3/8	2-3/4	13/16
2404-L-8-8	1/2	3/4 - 16	1/2	-	-
2404-L-10-8	5/8	7/8 - 14	1/2	3-1/8	15/16
2404-L-12-12	3/4	1-1/16 - 12	3/4	3-1/2	1-1/8
2404-L-16-16	1	1-5/16 - 12	1	4	1-3/8
2404-L-20-20	1-1/4	1-5/8 - 12	1-1/4	4-1/2	1-11/16

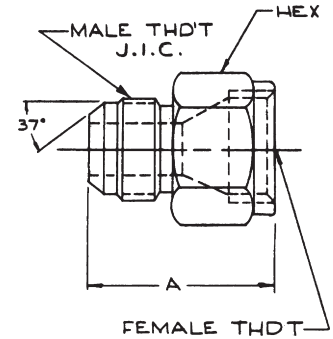
2405 STRAIGHT ADAPTER FEMALE



Part Number	Tube O.D.	JIC Male	NPTF Female	A	Hex
2405-3-2	3/16	3/8 - 24	1/8	-	-
2405-3-4	3/16	3/8 - 24	1/4	-	-
2405-4-2	1/4	7/16 - 20	1/8	1-5/32	9/16
2405-4-4	1/4	7/16 - 20	1/4	-	-
2405-4-6	1/4	7/16 - 20	3/8	-	-
2405-5-2	5/16	1/2 - 20	1/8	1-3/16	9/16
2405-5-4	5/16	1/2 - 20	1/4	-	-
2405-6-4	5/16	1/2 - 20	3/8	1-5/16	3/4
2405-6-6	3/8	9/16 - 18	3/8	-	-
2405-6-8	3/8	9/16 - 18	1/2	-	-
2405-8-6	1/2	3/4 - 16	3/8	1-17/32	7/8
2405-8-8	1/2	3/4 - 16	1/2	-	-
2405-8-12	1/2	3/4 - 16	3/4	-	-
2405-10-6	5/8	7/8 - 14	3/8	-	-
2405-10-8	5/8	7/8 - 14	1/2	1-13/16	1-1/8
2405-10-12	5/8	7/8 - 14	3/4	-	-
2405-12-8	3/4	1-1/16 - 12	1/2	-	-
2405-12-12	3/4	1-1/16 - 12	3/4	2	1-3/8
2405-12-16	3/4	1-1/16 - 12	1	-	-
2405-14-12	7/8	1-3/16 - 12	3/4	2	1-3/8
2405-14-16	7/8	1-3/16 - 12	1	-	-
2405-16-12	1	1-5/16 - 12	3/4	-	-
2405-16-16	1	1-5/16 - 12	1	2-7/32	1-5/8
2405-20-20	1-1/4	1-5/8 - 12	1-1/4	2-15/32	2
2405-24-24	1-1/2	1-7/8 - 12	1-1/2	-	-
2405-32-32	2	2-1/2 - 12	2	-	-

2406 TUBE REDUCER

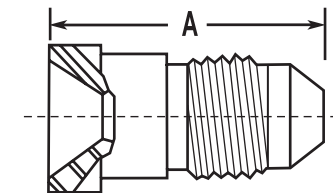
*



Part Number	Tube O.D.	JIC Female	JIC Male	Tube O.D.	A	Hex
2406-4-6	1/4	7/16 - 20	9/16 - 18	-	-	-
2406-6-4	3/8	9/16 - 18	7/16 - 20	1/4	1-3/16	11/16
2406-6-8	3/8	9/16 - 18	3/4 - 16	-	-	-
2406-8-4	1/2	3/4 - 16	7/16 - 20	-	-	-
2406-8-6	1/2	3/4 - 16	9/16 - 18	3/8	1-21/64	7/8
2406-8-10	1/2	3/4 - 16	7/8 - 14	-	-	-
2406-8-12	1/2	3/4 - 16	1 1/16 - 12	-	-	-
2406-10-4	5/8	7/8 - 14	7/16 - 20	-	-	-
2406-10-6	5/8	7/8 - 14	9/16 - 18	-	-	-
2406-10-8	5/8	7/8 - 14	3/4 - 16	1/2	1-13/32	1
2406-12-4	3/4	1-1/16 - 12	7/16 - 20	-	-	-
2406-12-6	3/4	1-1/16 - 12	9/16 - 18	-	-	-
2406-12-8	3/4	1-1/16 - 12	3/4 - 16	-	-	-
2406-12-10	3/4	1-1/16 - 12	7/8 - 14	5/8	1-41/64	1-1/4
2406-12-16	3/4	1-1/16 - 12	1-5/16 - 12	-	-	-
2406-14-6	7/8	1-3/16 - 12	9/16 - 18	-	-	-
2406-14-8	7/8	1-3/16 - 12	3/4 - 16	-	-	-
2406-14-10	7/8	1-3/16 - 12	7/8 - 14	-	-	-
2406-14-12	7/8	1-3/16 - 12	1-1/16 - 12	3/4	1-29/32	1-3/8
2406-16-8	1	1-5/16 - 12	3/4 - 16	-	-	-
2406-16-10	1	1-5/16 - 12	7/8 - 14	-	-	-
2406-16-12	1	1-5/16 - 12	1-1/16 - 12	-	-	-
2406-16-14	1	1-5/16 - 12	1-3/16 - 12	7/8	1-59/64	1-1/2
2406-16-20	1	1-5/16 - 12	1-5/8 - 12	-	-	-
2406-20-12	1-1/4	1-5/8 - 12	1-1/16 - 12	-	-	-
2406-20-16	1-1/4	1-5/8 - 12	1-5/16 - 12	1	2-5/32	2
2406-24-20	1-1/2	1-7/8 - 12	1-5/8 - 12	1-1/4	2-5/32	2-1/4
2406-32-24	2	2-1/2 - 12	1-7/8 - 12	1-1/2	2-21/32	2-7/8

2407 JIC REDUCER LESS NUT

*



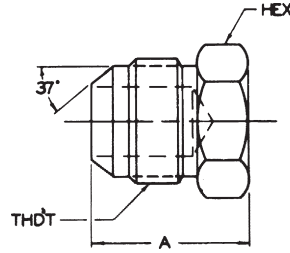
Part Number	Tube O.D.	JIC Female	JIC Male	A
2407-6-4	3/8	9/16 - 18	7/16 - 20	-
2407-8-4	1/2	3/4 - 16	7/16 - 20	-
2407-8-6	1/2	3/4 - 16	9/16 - 18	-
2407-10-4	5/8	7/8 - 14	7/16 - 20	-
2407-10-6	5/8	7/8 - 14	9/16 - 18	-
2407-12-4	3/4	1-1/16 - 12	7/16 - 20	-
2407-12-6	3/4	1-1/16 - 12	9/16 - 18	-
2407-12-8	3/4	1-1/16 - 12	3/4 - 16	-
2407-16-12	1	1-5/16 - 12	1-1/16 - 12	-
2407-20-12	1-1/4	1-5/8 - 12	1-1/16 - 12	-
2407-20-16	1-1/4	1-5/8 - 12	1-5/16 - 12	-
2407-24-20	1-1/2	1-7/8 - 12	1-5/8 - 12	-



* Available in 316
Stainless Steel

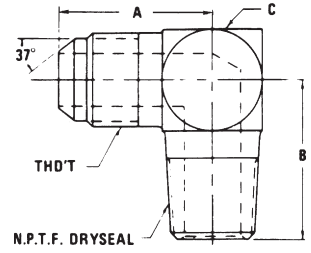
Hydraulic Adapters & Tube Fittings

2408 PLUG



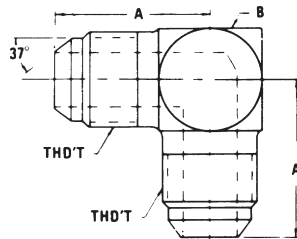
Part Number	Tube O.D.	JIC Male	A	Hex
2408-3	3/16	3/8 - 24	-	-
2408-4	1/4	7/16 - 20	47/64	1/2
2408-5	5/16	1/2 - 20	49/64	9/16
2408-6	3/8	9/16 - 18	13/16	5/8
2408-8	1/2	3/4 - 16	15/16	13/16
2408-10	5/8	7/8 - 14	1-7/64	15/16
2408-12	3/4	1-1/16 - 12	1-13/64	1-1/8
2408-14	7/8	1-3/16 - 12	1-15/4	1-1/4
2408-16	1	1-5/16 - 12	1-9/16	1-3/8
2408-20	1-1/4	1-5/8 - 12	1-23/64	1-11/16
2408-24	1-1/2	1-7/8 - 12	1-31/64	2
2408-32	2	2-1/2 - 12	1-47/64	2-5/8

2501 90° MALE ELBOW



Part Number	Tube O.D.	JIC Male	NPTF Male	A	B	C Min.
2501-2-2	1/8	5/16 - 24	1/8	-	-	-
2501-3-2	3/16	3/8 - 24	1/8	-	-	-
2501-4-2	1/4	7/16 - 20	1/8	57/64	25/32	7/16
2501-4-4	1/4	7/16 - 20	1/4	-	-	-
2501-4-6	1/4	7/16 - 20	3/8	-	-	-
2501-4-8	1/4	7/16 - 20	1/2	-	-	-
2501-5-2	5/16	1/2 - 20	1/8	61/64	25/32	1/2
2501-5-4	5/16	1/2 - 20	1/4	-	-	-
2501-5-6	5/16	1/2 - 20	3/8	-	-	-
2501-6-2	3/8	9/16 - 18	1/8	-	-	-
2501-6-4	3/8	9/16 - 18	1/4	1-1/16	1-3/32	9/16
2501-6-6	3/8	9/16 - 18	3/8	-	-	-
2501-6-8	3/8	9/16 - 18	1/2	-	-	-
2501-6-12	3/8	9/16 - 18	3/4	-	-	-
2501-8-4	1/2	3/4 - 16	1/4	-	-	-
2501-8-6	1/2	3/4 - 16	3/8	1-1/4	1-7/32	3/4
2501-8-8	1/2	3/4 - 16	1/2	-	-	-
2501-8-12	1/2	3/4 - 16	3/4	-	-	-
2501-10-6	5/8	7/8 - 14	3/8	-	-	-
2501-10-8	5/8	7/8 - 14	1/2	1-29/64	1-15/32	7/8
2501-10-12	5/8	7/8 - 14	3/4	-	-	-
2501-12-6	3/4	1-1/16 - 12	3/8	-	-	-
2501-12-8	3/4	1-1/16 - 12	1/2	-	-	-
2501-12-12	3/4	1-1/16 - 12	3/4	1-21/32	1-19/32	1-1/16
2501-12-16	3/4	1-1/16 - 12	1	-	-	-
2501-14-12	7/8	1-3/16 - 12	3/4	1-23/32	1-11/16	1-3/16
2501-16-12	1	1-5/16 - 12	3/4	-	-	-
2501-16-16	1	1-5/16 - 12	1	1-13/16	1-31/32	1-5/16
2501-16-20	1	1-5/16 - 12	1-1/4	-	-	-
2501-20-16	1-1/4	1-5/8 - 12	1	-	-	-
2501-20-20	1-1/4	1-5/8 - 12	1-1/4	2-1/16	2-3/8	1-5/8
2501-20-24	1-1/4	1-5/8 - 12	1-1/2	-	-	-
2501-24-20	1-1/2	1-7/8 - 12	1-1/4	-	-	-
2501-24-24	1-1/2	1-7/8 - 12	1-1/2	2-21/64	2-5/8	1-7/8
2501-32-32	2	2-1/2 - 12	2	3-1/16	3	2-1/2

2500 90° TUBE ELBOW



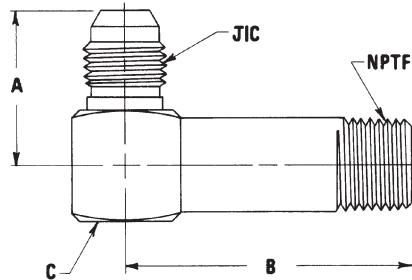
Part Number	Tube O.D.	JIC Male	JIC Male	A	B Min.
2500-4	1/4	7/16 - 20	7/16 - 20	57/64	7/16
2500-5	5/16	1/2 - 20	1/2 - 20	61/64	1/2
2500-6-4	3/8	9/16 - 18	7/16 - 20	-	-
2500-6	3/8	9/16 - 18	9/16 - 18	1-1/16	9/16
2500-8-6	1/2	3/4 - 16	9/16 - 18	-	-
2500-8	1/2	3/4 - 16	3/4 - 16	1-1/4	13/16
2500-10-8	5/8	7/8 - 14	3/4 - 16	-	-
2500-10	5/8	7/8 - 14	7/8 - 14	1-29/64	7/8
2500-12-10	3/4	1-1/16 - 12	7/8 - 14	-	-
2500-12	3/4	1-1/16 - 12	1-1/16 - 12	1-21/32	1-1/16
2500-14	7/8	1-3/16 - 12	1-3/16 - 12	1-23/32	1-3/16
2500-16	1	1-5/16 - 12	1-5/16 - 12	1-13/16	1-5/16
2500-20	1-1/4	1-5/8 - 12	1-5/8 - 12	2-1/16	1-5/8
2500-24	1-1/2	1-7/8 - 12	1-7/8 - 12	2-21/64	1-7/8
2500-32	2	2-1/2 - 12	2-1/2 - 12	3-1/16	2-1/2

Hydraulic Adapters & Tube Fittings

* Available in 316
Stainless Steel

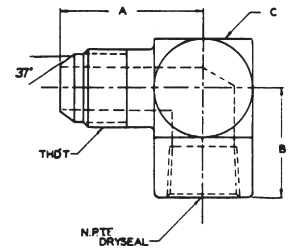


2501-L 90° MALE ELBOW LONG



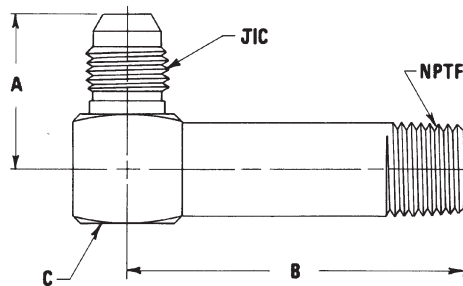
Part Number	Tube O.D.	JIC Male	NPTF Male	A	B	C
2501-L-4-2	1/4	7/16 - 20	1/8	-	-	-
2501-L-4-4	1/4	7/16 - 20	1/4	-	-	-
2501-L-5-2	5/16	1/2 - 20	1/8	-	-	-
2501-L-5-4	5/16	1/2 - 20	1/4	-	-	-
2501-L-6-4	3/8	9/16 - 18	1/4	-	-	-
2501-L-6-6	3/8	9/16 - 18	3/8	-	-	-
2501-L-8-6	1/2	3/4 - 16	3/8	-	-	-
2501-L-8-8	1/2	3/4 - 16	1/2	-	-	-
2501-L-8-12	1/2	3/4 - 16	3/4	-	-	-
2501-L-10-8	5/8	7/8 - 14	1/2	-	-	-
2501-L-12-12	3/4	1-1/16 - 12	3/4	-	-	-
2501-L-14-12	7/8	1-3/16 - 12	3/4	-	-	-
2501-L-16-16	1	1-5/16 - 12	1	-	-	-
2501-L-20-20	1-1/4	1-5/8 - 12	1-1/4	-	-	-
2501-L-24-24	1-1/2	1-7/8 - 12	1-1/2	-	-	-

2502 90° FEMALE ELBOW



Part Number	Tube O.D.	JIC Male	NPTF Female	A	B	C Min.
2502-4-2	1/4	7/16 - 20	1/8	1-1/16	41/64	9/16
2502-4-4	1/4	7/16 - 20	1/4	-	-	-
2502-5-2	5/16	1/2 - 20	1/8	1-1/16	41/64	9/16
2502-5-4	5/16	1/2 - 20	1/4	-	-	-
2502-6-2	3/8	9/16 - 18	1/8	-	-	-
2502-6-4	3/8	9/16 - 18	1/4	1-7/32	57/64	3/4
2502-6-6	3/8	9/16 - 18	3/8	-	-	-
2502-6-8	3/8	9/16 - 18	1/2	-	-	-
2502-8-4	1/2	3/4 - 16	1/4	-	-	-
2502-8-6	1/2	3/4 - 16	3/8	1-13/32	31/32	7/8
2502-8-8	1/2	3/4 - 16	1/2	-	-	-
2502-10-8	5/8	7/8 - 14	1/2	1-5/8	1-15/64	1-1/16
2502-12-8	3/4	1-1/16 - 12	1/2	-	-	-
2502-12-12	3/4	1-1/16 - 12	3/4	1-7/8	1-11/32	1-5/16
2502-14-12	7/8	1-3/16 - 12	3/4	1-27/32	1-11/32	1-5/16
2502-16-16	1	1-5/16 - 12	1	2-5/32	1-5/8	1-5/8
2502-20-20	1-1/4	1-5/8 - 12	1-1/4	2-5/16	1-11/16	1-7/8
2502-24-24	1-1/2	1-7/8 - 12	1-1/2	2-7/8	2-1/16	2-9/16
2502-32-32	2	2-1/2 - 12	2	3-9/32	2-3/8	2-13/16

2501-LL 90° MALE ELBOW EXTRA LONG



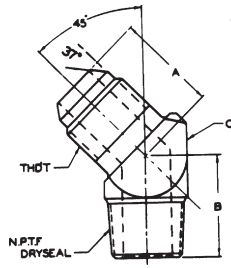
Part Number	Tube O.D.	JIC Male	NPTF Male	A	B	C
2501-LL-4-2	1/4	7/16 - 20	1/8	-	-	-
2501-LL-4-4	1/4	7/16 - 20	1/4	-	-	-
2501-LL-5-2	5/16	1/2 - 20	1/8	-	-	-
2501-LL-5-4	5/16	1/2 - 20	1/4	-	-	-
2501-LL-6-4	3/8	9/16 - 18	1/4	-	-	-
2501-LL-6-6	3/8	9/16 - 18	3/8	-	-	-
2501-LL-6-8	3/8	9/16 - 18	1/2	-	-	-
2501-LL-8-6	1/2	3/4 - 16	3/8	-	-	-
2501-LL-8-8	1/2	3/4 - 16	1/2	-	-	-
2501-LL-10-8	1/2	3/4 - 16	3/4	-	-	-
2501-LL-12-8	5/8	7/8 - 14	1/2	-	-	-
2501-LL-12-12	3/4	1-1/16 - 12	3/4	-	-	-
2501-LL-14-12	7/8	1-3/16 - 12	3/4	-	-	-
2501-LL-16-16	1	1-5/16 - 12	1	-	-	-
2501-LL-20-20	1-1/4	1-5/8 - 12	1-1/4	-	-	-
2501-LL-24-24	1-1/2	1-7/8 - 12	1-1/2	-	-	-



* Available in 316
Stainless Steel

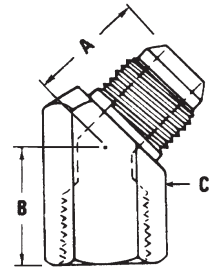
Hydraulic Adapters & Tube Fittings

2503 45° ELBOW MALE



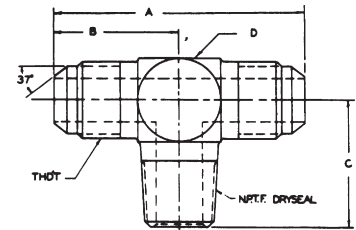
Part Number	Tube O.D.	JIC Male	NPTF Male	A	B	C Min.
2503-2-2	1/8	5/16 - 24	1/8	-	-	-
2503-3-2	3/16	3/8 - 24	1/8	-	-	-
2503-4-2	1/4	7/16 - 20	1/8	45/64	5/8	7/16
2503-4-4	1/4	7/16 - 20	1/4	-	-	-
2503-4-6	1/4	7/16 - 20	3/8	-	-	-
2503-5-2	5/16	1/2 - 20	1/8	3/4	5/8	1/2
2503-5-4	5/16	1/2 - 20	1/4	-	-	-
2503-6-2	3/8	9/16 - 18	1/8	-	-	-
2503-6-4	3/8	9/16 - 18	1/4	13/16	27/32	9/16
2503-6-6	3/8	9/16 - 18	3/8	-	-	-
2503-6-8	3/8	9/16 - 18	1/2	-	-	-
2503-8-4	1/2	3/4 - 16	1/4	-	-	-
2503-8-6	1/2	3/4 - 16	3/8	1-31/32	15/16	3/4
2503-8-8	1/2	3/4 - 16	1/2	-	-	-
2503-8-12	1/2	3/4 - 16	3/4	-	-	-
2503-10-6	5/8	7/8 - 14	3/8	-	-	-
2503-10-8	5/8	7/8 - 14	1/2	1-3/32	1-5/32	7/8
2503-10-12	5/8	7/8 - 14	3/4	-	-	-
2503-12-8	3/4	1-1/16 - 12	1/2	-	-	-
2503-12-12	3/4	1-1/16 - 12	3/4	1-17/64	1-3/16	1-1/16
2503-12-16	3/4	1-1/16 - 12	1	-	-	-
2503-14-12	7/8	1-3/16 - 12	3/4	1-3/8	1-1/4	1-3/16
2503-16-12	1	1-5/16 - 12	3/4	-	-	-
2503-16-16	1	1-5/16 - 12	1	1-29/64	1-15/32	1-5/16
2503-16-20	1	1-5/16 - 12	1-1/4	-	-	-
2503-20-16	1-1/4	1-5/8 - 12	1	-	-	-
2503-20-20	1-1/4	1-5/8 - 12	1-1/4	1-37/64	1-21/32	1-5/8
2503-24-24	1-1/2	1-7/8 - 12	1-1/2	1-49/64	1-3/4	1-7/8
2503-32-32	2	2-1/2 - 12	2	2-13/64	2-3/32	2-1/2

2505 45° TUBE ELBOW X NPTF FEMALE



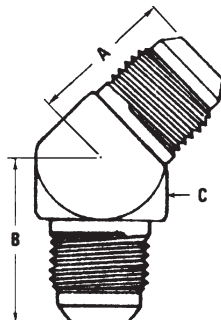
Part Number	Tube O.D.	JIC Male	NPTF Female	A	B	C
2505-6-4	3/8	9/16 - 18	1/4	-	-	-
2505-8-6	1/2	3/4 - 16	3/8	-	-	-
2505-10-8	5/8	7/8 - 14	1/2	-	-	-
2505-12-12	3/4	1-1/16 - 12	3/4	-	-	-
2505-16-16	1	1-5/16 - 12	1	-	-	-

2601 SIDE TEE MALE



Part Number	Tube O.D.	JIC Male	NPTF Male	A	B	C	D Min.
2601-4-4-2	1/4	7/16 - 20	1/8	1-23/32	55/64	3/4	7/16
2601-4-4-4	1/4	7/16 - 20	1/4	-	-	-	-
2601-5-5-2	5/16	1/2 - 20	1/8	1-27/32	59/64	3/4	1/2
2601-5-5-4	5/16	1/2 - 20	1/4	-	-	-	-
2601-6-6-4	3/8	9/16 - 18	1/4	2-1/16	1-1/32	1-1/16	9/16
2601-6-6-6	3/8	9/16 - 18	3/8	-	-	-	-
2601-6-6-8	3/8	9/16 - 18	1/2	-	-	-	-
2601-8-8-6	1/2	3/4 - 16	3/8	2-7/16	1-7/32	1-3/16	3/4
2601-8-8-8	1/2	3/4 - 16	1/2	-	-	-	-
2601-10-10-8	5/8	7/8 - 14	1/2	2-27/32	1-27/64	1-7/16	7/8
2601-12-12-12	3/4	1-1/16 - 12	3/4	3-1/4	1-5/8	1-9/16	1-1/16
2601-14-14-12	7/8	1-3/16 - 12	3/4	3-7/16	1-23/32	1-5/8	1-3/16
2601-16-16-12	1	1-5/16 - 12	3/4	-	-	-	-
2601-16-16-16	1	1-5/16 - 12	1	3-9/16	1-25/32	1-15/16	1-5/16
2601-20-20-20	1-1/4	1-5/8 - 12	1-1/4	4-1/16	2-1/32	2-11/32	1-5/8
2601-24-24-24	1-1/2	1-7/8 - 12	1-1/2	4-19/32	2-19/64	2-5/8	1-7/8
2601-32-32-32	2	2-1/2 - 12	2	6-1/16	3-1/32	2-21/32	2-1/2

2504 45° TUBE ELBOW



Part Number	Tube O.D.	JIC Male	JIC Male	A	B	C
2504-4-4	1/4	7/16 - 20	7/16 - 20	-	-	-
2504-6-6	3/8	9/16 - 18	9/16 - 18	-	-	-
2504-8-8	1/2	3/4 - 16	3/4 - 16	-	-	-
2504-10-10	5/8	7/8 - 14	7/8 - 14	-	-	-
2504-12-12	3/4	1-1/16 - 12	1-1/16 - 12	-	-	-
2504-16-16	1	1-5/16 - 12	1-5/16 - 12	-	-	-

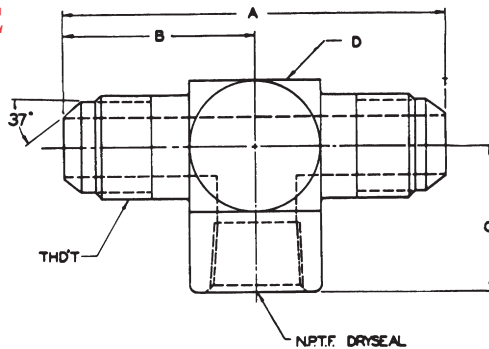
Hydraulic Adapters & Tube Fittings

* Available in 316
Stainless Steel



2602 SIDE TEE FEMALE

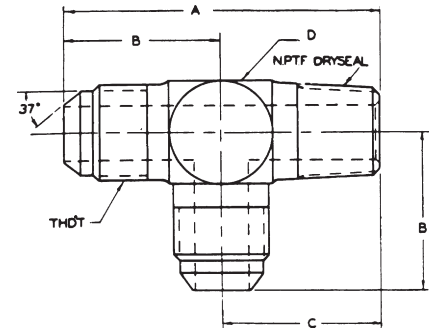
*



Part Number	Tube O.D.	JIC Male	NPTF Female	A	B	C	D Min.
2602-4-4-2	1/4	7/16 - 20	1/8	2-1/8	1-1/16	41/64	9/16
2602-4-4-4	1/4	7/16 - 20	1/4	-	-	-	-
2602-5-5-2	5/16	1/2 - 20	1/8	2-1/8	1-1/16	41/64	9/16
2602-6-6-4	3/8	9/16 - 18	1/4	2-7/16	1-7/32	57/64	3/4
2602-6-6-6	3/8	9/16 - 18	3/8	-	-	-	-
2602-8-8-4	1/2	3/4 - 16	1/4	-	-	-	-
2602-8-8-6	1/2	3/4 - 16	3/8	2-13/16	1-13/32	31/32	7/8
2602-8-8-8	1/2	3/4 - 16	1/2	-	-	-	-
2602-10-10-8	5/8	7/8 - 14	1/2	3-1/4	1-5/8	1-15/64	1-1/16
2602-12-12-12	3/4	1-1/16 - 12	3/4	3-3/4	1-7/8	1-11/32	1-5/16
2602-14-14-12	7/8	1-3/16 - 12	3/4	-	-	-	-
2602-16-16-16	1	1-5/16 - 12	1	4-5/16	2-5/32	1-5/8	1-5/8
2602-20-20-20	1-1/4	1-5/8 - 12	1-1/4	4-5/8	2-5/16	1-11/16	1-7/8
2602-24-24-24	1-1/2	1-7/8 - 12	1-1/2	5-3/4	2-7/8	2-1/16	2-9/16
2602-32-32-32	2	2-1/2 - 12	2	6-9/16	3-9/32	2-3/8	2-13/16

2605 RUN TEE MALE

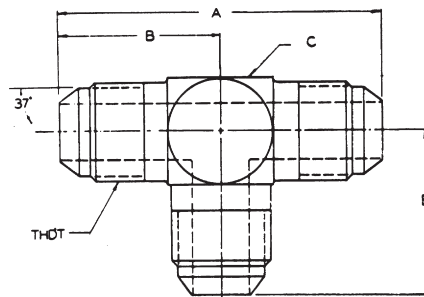
*



Part Number	Tube O.D.	JIC Male	NPTF Male	JIC Male	A	B	C	D Min.
2605-4-2-4	1/4	7/16 - 20	1/8	-	1-39/64	55/64	3/4	7/16
2605-4-4-4	1/4	7/16 - 20	1/4	-	-	-	-	-
2605-5-2-5	5/16	1/2 - 20	1/8	-	1-43/64	59/64	3/4	1/2
2605-6-2-6	3/8	9/16 - 18	1/8	-	-	-	-	-
2605-6-4-6	3/8	9/16 - 18	1/4	-	2-3/32	1-1/32	1-1/16	9/16
2605-6-6-4	3/8	9/16 - 18	3/8	7/16-20	-	-	-	-
2605-6-6-6	3/8	9/16 - 18	3/8	-	-	-	-	-
2605-8-6-8	1/2	3/4 - 16	3/8	-	2-13/32	1-7/32	1-3/16	3/4
2605-8-8-8	1/2	3/4 - 16	1/2	-	-	-	-	-
2605-10-8-10	5/8	7/8 - 14	1/2	-	2-55/64	1-27/64	1-7/16	7/8
2605-12-12-12	3/4	1-1/16 - 12	3/4	-	3-3/16	1-5/8	1-9/16	1-1/16
2605-14-12-14	7/8	1-3/16 - 12	3/4	-	-	-	-	-
2605-16-16-16	1	1-5/16 - 12	1	-	3-23/32	1-25/32	1-15/16	1-5/16
2605-20-20-20	1-1/4	1-5/8 - 12	1-1/4	-	4-3/8	2-1/32	2-11/32	1-5/8
2605-24-24-24	1-1/2	1-7/8 - 12	1-1/2	-	4-59/64	2-19/64	2-5/8	1-7/8
2605-32-32-32	2	2-1/2 - 12	2	-	6	3-1/32	2-31/32	2-1/2

2603 TUBE TEE

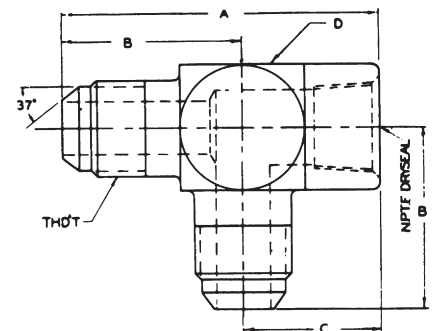
*



Part Number	Tube O.D.	JIC Male	JIC Male	A	B	C Min.
2603-4	1/4	7/16 - 20	7/16 - 20	1-23/32	55/64	7/16
2603-4-4-6	1/4	7/16 - 20	9/16 - 18	-	-	-
2603-5	5/16	1/2 - 20	1/2 - 20	1-27/32	59/64	1/2
2603-6	3/8	9/16 - 18	9/16 - 18	2-1/16	1-1/32	9/16
2603-6-6-8	3/8	9/16 - 18	3/4 - 16	-	-	-
2603-8	1/2	3/4 - 16	3/4 - 16	2-7/16	1-7/32	3/4
2603-10-8-8	5/8	7/8 - 14	3/4 - 16	3/4-16	-	-
2603-10-10-8	5/8	7/8 - 14	7/8 - 14	3/4-16	-	-
2603-10	5/8	7/8 - 14	7/8 - 14	2-27/32	1-27/64	7/8
2603-12	3/4	1-1/16 - 12	1-1/16 - 12	3-1/4	1-5/8	1-1/16
2603-14	7/8	1-3/16 - 12	1-3/16 - 12	3-7/16	1-23/32	1-3/16
2603-16	1	1-5/16 - 12	1-5/16 - 12	3-9/16	1-25/32	1-5/16
2603-20	1-1/4	1-5/8 - 12	1-5/8 - 12	4-1/16	2-1/32	1-5/8
2603-24	1-1/2	1-7/8 - 12	1-7/8 - 12	4-19/32	2-19/64	1-7/8
2603-32	2	2-1/2 - 12	2-1/2 - 12	6-1/16	3-1/32	2-1/2

2606 RUN TEE FEMALE

*



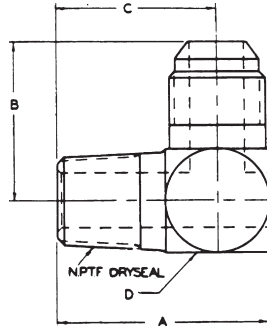
Part Number	Tube O.D.	JIC Male	NPTF Female	A	B	C	D Min.
2606-4-2-4	1/4	7/16 - 20	1/8	1-45/64	1-1/16	41/64	9/16
2606-5-2-5	5/16	1/2 - 20	1/8	1-45/64	1-1/16	41/64	9/16
2606-6-4-6	3/8	9/16 - 18	1/4	2-7/64	1-7/32	57/64	3/4
2606-8-6-8	1/2	3/4 - 16	3/8	2-3/8	1-13/32	31/32	7/8
2606-8-8-8	1/2	3/4 - 16	1/2	-	-	-	-
2606-10-8-10	5/8	7/8 - 14	1/2	2-55/64	1-5/8	1-15/64	1-1/16
2606-12-12-12	3/4	1-1/16 - 12	3/4	3-7/32	1-7/8	1-11/32	1-5/16
2606-14-12-14	7/8	1-3/16 - 12	3/4	3-3/16	1-27/32	11/32	1-5/16
2606-16-16-16	1	1-5/16 - 12	1	3-25/32	2-5/32	1-5/8	1-5/8
2606-20-20-20	1-1/4	1-5/8 - 12	1-1/4	4	2-5/16	1-11/16	1-7/8
2606-24-24-24	1-1/2	1-7/8 - 12	1-1/2	4-15/16	2-7/8	2-1/16	2-9/16



* Available in 316
Stainless Steel

Hydraulic Adapters & Tube Fittings

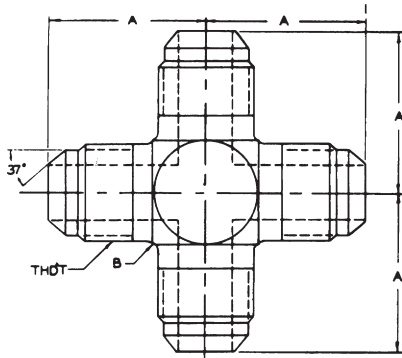
2613 NPTF MALE X NPTF FEMALE X JIC MALE



Part Number	Tube O.D.	NPTF Male	NPTF Female	JIC Male	A	B	C	D
2613-2-2-4	1/4	1/8	1/8	7/16 - 20	-	-	-	-
2613-4-4-6	3/8	1/4	1/4	9/16 - 18	-	-	-	-
2613-6-6-6	3/8	3/8	3/8	9/16 - 18	-	-	-	-
2613-6-6-8	1/2	3/8	3/8	3/4 - 16	-	-	-	-
2613-8-8-10	5/8	1/2	1/2	7/8 - 14	-	-	-	-
2613-12-12-12	3/4	3/4	3/4	1-1/16 - 12	-	-	-	-

2650 TUBE CROSS

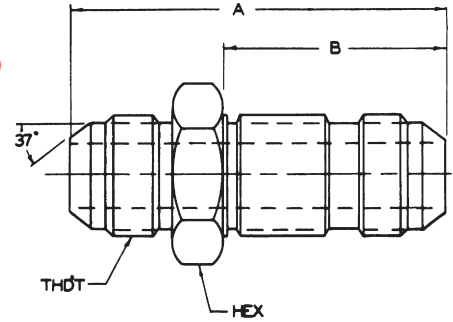
*



Part Number	Tube O.D.	JIC Male	A	B
2650-4	1/4	7/16 - 20	55/64	7/16
2650-5	5/16	1/2 - 20	59/64	1/2
2650-6	3/8	9/16 - 18	1-1/32	9/16
2650-8	1/2	3/4 - 16	1-7/32	3/4
2650-10	5/8	7/8 - 14	1-27/64	7/8
2650-12	3/4	1-1/16 - 12	1-5/8	1-1/16
2650-14	7/8	1-3/16 - 12	1-23/32	1-3/16
2650-16	1	1-5/16 - 12	1-25/32	1-5/16
2650-20	1-1/4	1-5/8 - 12	2-1/32	1-5/8
2650-24	1-1/2	1-7/8 - 12	2-19/64	1-7/8

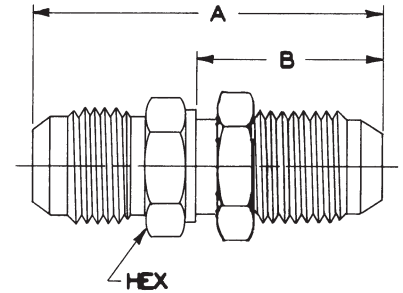
2700 BULKHEAD TUBE UNION

*



Part Number	Tube O.D.	JIC Male	A	B	Hex
2700-3	3/16	3/8 - 24	-	-	-
2700-4	1/4	7/16 - 20	2-3/64	1-13/64	11/16
2700-5	5/16	1/2 - 20	2-3/64	1-13/64	3/4
2700-6	3/8	9/16 - 18	2-7/32	1-9/32	13/16
2700-8	1/2	3/4 - 16	2-29/64	1-7/16	1
2700-10	5/8	7/8 - 14	2-23/32	1-37/64	1-1/8
2700-12	3/4	1-1/16 - 12	3-1/32	1-3/4	1-3/8
2700-14	7/8	1-3/16 - 12	3-1/16	1-3/4	1-1/2
2700-16	1	1-5/16 - 12	3-5/64	1-3/4	1-5/8
2700-20	1-1/4	1-5/8 - 12	3-5/32	1-51/64	1-7/8
2700-24	1-1/2	1-7/8 - 12	3-5/16	1-13/16	2-1/8

2700-LN BULKHEAD TUBE UNION LOCK NUT



Part Number	Tube O.D.	JIC Male	A	B	Hex
2700-4-LN	1/4	7/16 - 20	-	-	-
2700-5-LN	5/16	1/2 - 20	-	-	-
2700-6-LN	3/8	9/16 - 18	-	-	-
2700-8-LN	1/2	3/4 - 16	-	-	-
2700-10-LN	5/8	7/8 - 14	-	-	-
2700-12-LN	3/4	1-1/16 - 12	-	-	-
2700-14-LN	7/8	1-3/16 - 12	-	-	-
2700-16-LN	1	1-5/16 - 12	-	-	-
2700-20-LN	1-1/4	1-5/8 - 12	-	-	-
2700-24-LN	1-1/2	1-7/8 - 12	-	-	-

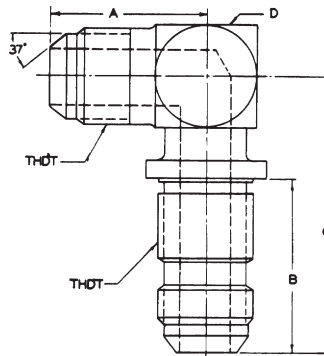
Hydraulic Adapters & Tube Fittings

* Available in 316
Stainless Steel



2701 BULKHEAD TUBE ELBOW 90°

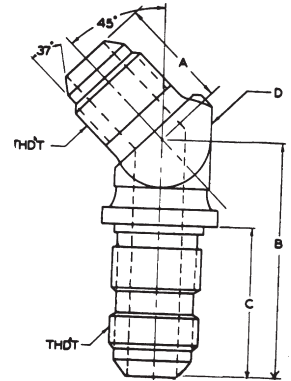
*



Part Number	Tube O.D.	JIC Male	A	B	C	D Min.
2701-4	1/4	7/16 - 20	61/64	1-7/64	1-37/64	7/16
2701-5	5/16	1/2 - 20	1-1/64	1-7/64	1-39/64	1/2
2701-6	3/8	9/16 - 18	1-5/64	1-3/16	1-51/64	9/16
2701-8	1/2	3/4 - 16	1-11/32	1-3/8	2-3/32	3/4
2701-10	5/8	7/8 - 14	1-35/64	1-33/64	2-3/8	7/8
2701-12	3/4	1-1/16 - 12	1-49/64	1-11/16	2-21/32	1-1/16
2701-16	1	1-5/16 - 12	1-59/64	1-11/64	2-25/32	1-5/16
2701-20	1-1/4	1-5/8 - 12	2-5/32	1-47/64	3-7/64	1-5/8

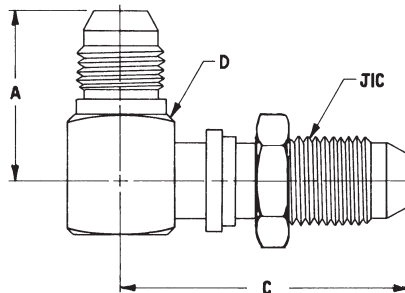
2702 BULKHEAD 45° ELBOW

*



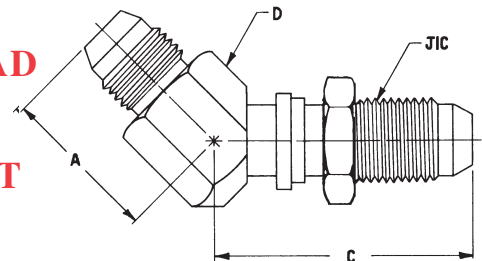
Part Number	Tube O.D.	JIC Male	A	B	C	D Min.
2702-4	1/4	7/16 - 20	45/64	1-17/32	1-7/64	7/16
2702-5	5/16	1/2 - 20	3/4	1-17/32	1-7/64	1/2
2702-6	3/8	9/16 - 18	13/16	1-9/64	1-3/16	9/16
2702-8	1/2	3/4 - 16	31/32	1-15/16	1-3/8	3/4
2702-10	5/8	7/8 - 14	1-3/32	2-11/64	1-33/64	7/8
2702-12	3/4	1-1/16 - 12	1-17/64	2-7/16	1-11/16	1-1/16
2702-16	1	1-5/16 - 12	1-29/64	2-9/16	1-11/16	1-5/16

2701-LN BULKHEAD 90° TUBE UNION LOCK NUT



Part Number	Tube O.D.	JIC Male	A	C	D
2701-4-LN	1/4	7/16 - 20	-	-	-
2701-5-LN	5/16	1/2 - 20	-	-	-
2701-6-LN	3/8	9/16 - 18	-	-	-
2701-8-LN	1/2	3/4 - 16	-	-	-
2701-10-LN	5/8	7/8 - 14	-	-	-
2701-12-LN	3/4	1-1/16 - 12	-	-	-
2701-16-LN	1	1-5/16 - 12	-	-	-
2701-20-LN	1-1/4	1-5/8 - 12	-	-	-

2702-LN BULKHEAD 45° TUBE ELBOW LOCK NUT



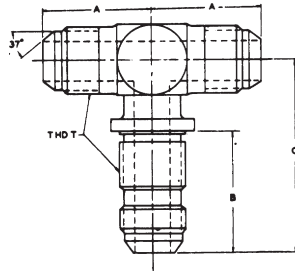
Part Number	Tube O.D.	JIC Male	A	C	D
2702-4-LN	1/4	7/16 - 20	-	-	-
2702-5-LN	5/16	1/2 - 20	-	-	-
2702-6-LN	3/8	9/16 - 18	-	-	-
2702-8-LN	1/2	3/4 - 16	-	-	-
2702-10-LN	5/8	7/8 - 14	-	-	-
2702-12-LN	3/4	1-1/16 - 12	-	-	-
2702-16-LN	1	1-5/16 - 12	-	-	-



* Available in 316
Stainless Steel

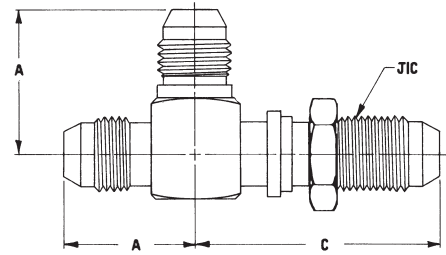
Hydraulic Adapters & Tube Fittings

2703 BULK HEAD TEE



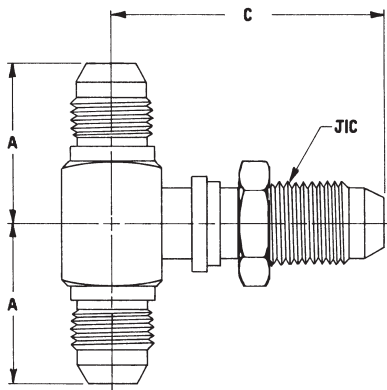
Part Number	Tube O.D.	JIC Male	A	B	C
2703-4	1/4	7/16 - 20	61/64	1-7/64	1-37/64
2703-5	5/16	1/2 - 20	1-1/64	1-7/64	1-39/64
2703-6	3/8	9/16 - 18	1-5/64	1-3/16	1-51/64
2703-8	1/2	3/4 - 16	1-11/32	1-3/8	2-3/32
2703-10	5/8	7/8 - 14	1-35/64	1-33/64	1-3/8
2703-12	3/4	1-1/16 - 12	1-49/64	1-11/16	2-21/32
2703-16	1	1-5/16 - 12	1-59/64	1-11/16	2-25/32

2704-LN BULKHEAD TUBE TEE LOCK NUT



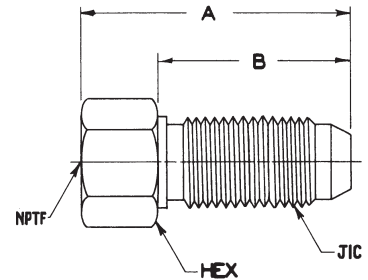
Part Number	Tube O.D.	JIC Male	A	C
2704-4-LN	1/4	7/16 - 20	-	-
2704-6-LN	3/8	9/16 - 18	-	-
2704-8-LN	1/2	3/4 - 16	-	-
2704-10-LN	5/8	7/8 - 14	-	-
2704-12-LN	3/4	1-1/16 - 12	-	-
2704-16-LN	1	1-5/16 - 12	-	-

2703-LN BULKHEAD TUBE TEE LOCK NUT



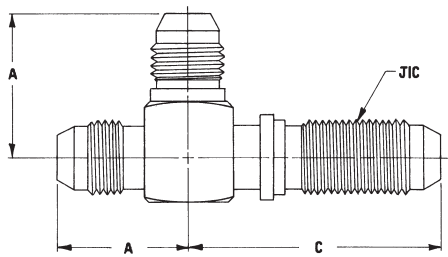
Part Number	Tube O.D.	JIC Male	A	C
2703-4-LN	1/4	7/16 - 20	-	-
2703-6-LN	3/8	9/16 - 18	-	-
2703-8-LN	1/2	3/4 - 16	-	-
2703-10-LN	5/8	7/8 - 14	-	-
2703-12-LN	3/4	1-1/16 - 12	-	-

2705 BULKHEAD CONNECTOR



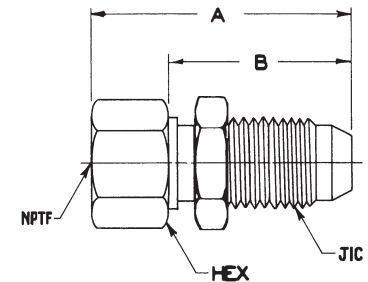
Part Number	Tube O.D.	NPTF Female	JIC Male	A	B	Hex
2705-2-4	1/4	1/8	7/16 - 20	-	-	-
2705-4-4	1/4	1/4	7/16 - 20	-	-	-
2705-4-6	3/8	1/4	9/16 - 18	-	-	-
2705-6-6	3/8	3/8	9/16 - 18	-	-	-
2705-6-8	1/2	3/8	3/4 - 16	-	-	-
2705-8-8	1/2	1/2	3/4 - 16	-	-	-
2705-8-10	5/8	1/2	7/8 - 14	-	-	-
2705-12-6	3/8	3/4	9/16 - 18	-	-	-
2705-12-12	3/4	3/4	1-1/16 - 12	-	-	-
2705-12-14	7/8	3/4	1-3/16 - 12	-	-	-
2705-16-16	1	1	1-5/16 - 12	-	-	-
2705-20-20	1-1/4	1-1/4	1-5/8 - 12	-	-	-

2704 BULKHEAD TUBE TEE



Part Number	Tube O.D.	JIC Male	A	C
2704-4	1/4	7/16 - 20	-	-
2704-5	5/16	1/2 - 20	-	-
2704-6	3/8	9/16 - 18	-	-
2704-8	1/2	3/4 - 16	-	-
2704-10	5/8	7/8 - 14	-	-
2704-12	3/4	1-1/16 - 12	-	-
2704-16	1	1-5/16 - 12	-	-

2705-LN BULKHEAD CONNECTOR LOCK NUT



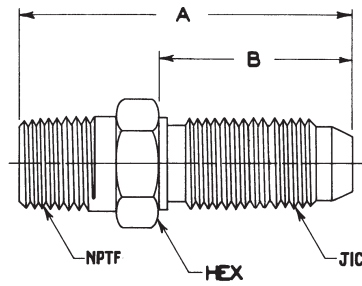
Part Number	Tube O.D.	NPTF Female	JIC Male	A	B	Hex
2705-2-4-LN	1/4	1/8	7/16 - 20	-	-	-
2705-4-6-LN	3/8	1/4	9/16 - 18	-	-	-
2705-6-8-LN	1/2	3/8	3/4 - 16	-	-	-
2705-8-12-LN	3/4	1/2	1-1/16 - 12	-	-	-
2705-12-LN	3/4	3/4	1-1/16 - 12	-	-	-
2705-16-LN	1	1	1-5/16 - 12	-	-	-

Hydraulic Adapters & Tube Fittings

* Available in 316
Stainless Steel

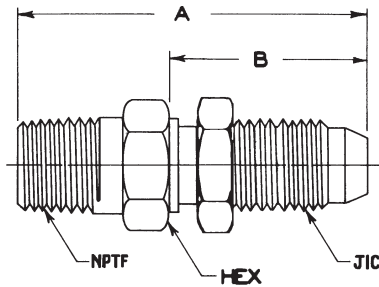


2706 BULKHEAD X NPTF MALE CONNECTOR



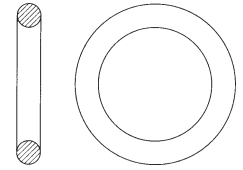
Part Number	Tube O.D.	NPTF Male	JIC Male	A	B	Hex
2706-2-4	1/4	1/8	7/16 - 20	-	-	-
2706-4-4	1/4	1/4	7/16 - 20	-	-	-
2706-4-6	3/8	1/4	9/16 - 18	-	-	-
2706-6-6	3/8	3/8	9/16 - 18	-	-	-
2706-6-8	1/2	3/8	3/4 - 16	-	-	-
2706-8-8	1/2	1/2	3/4 - 16	-	-	-
2706-8-10	5/8	1/2	7/8 - 14	-	-	-
2706-8-12	3/4	1/2	1-1/16 - 12	-	-	-
2706-12-12	3/4	3/4	1-1/16 - 12	-	-	-
2706-16-16	1	1	1-5/16 - 12	-	-	-
2706-20-20	1-1/4	1-1/4	1-5/8 - 12	-	-	-
2706-24-24	1-1/2	1-1/2	1-7/8 - 12	-	-	-
2706-32-32	2	2	2-1/2 - 12	-	-	-

2706-LN BULKHEAD X NPTF MALE CONNECTOR LOCK NUT



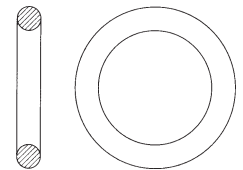
Part Number	Tube O.D.	NPTF Male	JIC Male	A	B	Hex
2706-2-4-LN	1/4	1/8	7/16 - 20	-	-	-
2706-4-LN	1/4	1/4	7/16 - 20	-	-	-
2706-4-6-LN	3/8	1/4	9/16 - 18	-	-	-
2706-6-8-LN	1/2	3/8	3/4 - 16	-	-	-
2706-8-10-LN	5/8	1/2	7/8 - 14	-	-	-
2706-12-LN	3/4	3/4	1-1/16 - 12	-	-	-
2706-16-LN	1	1	1-5/16 - 12	-	-	-

4000 ORB O-RING



Part Number	ORB O-Ring
4000-2	5/16-24
4000-3	3/8-24
4000-4	7/16-20
4000-5	1/2-20
4000-6	9/16-18
4000-8	3/4-16
4000-10	7/8-14
4000-12	1-1/16-12
4000-14	1-3/16-12
4000-16	1-5/16-12
4000-20	1-5/8-12
4000-24	1-7/8-12
4000-32	2-1/2-12

4001-VOR ORB O-RING VITON



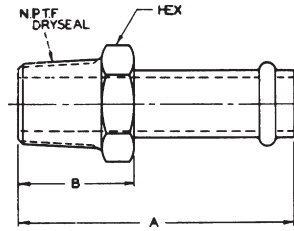
Part Number	ORB O-Ring
4001-4-VOR	7/16-20
4001-5-VOR	1/2-20
4001-6-VOR	9/16-18
4001-8-VOR	3/4-16
4001-10-VOR	7/8-14
4001-12-VOR	1-1/16-12
4001-14-VOR	1-3/16-12
4001-16-VOR	1-5/16-12
4001-20-VOR	1-5/8-12
4001-24-VOR	1-7/8-12
4001-32-VOR	2-1/2-12



* Available in 316
Stainless Steel

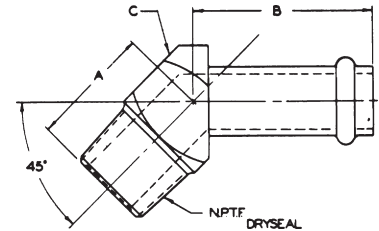
Hydraulic Adapters & Tube Fittings

4404 STRAIGHT BARB HOSE STEM



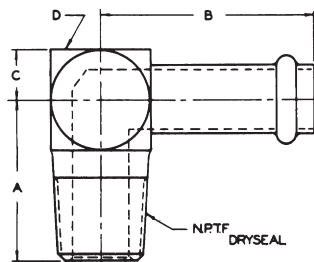
Part Number	Tube O.D.	NPTF Male	Hex	A	B
4404-4-2	1/4	1/8	7/16	2-5/64	37/64
4404-5-2	5/16	1/8	7/16	2-5/64	37/64
4404-6-4	3/8	1/4	5/8	2-11/32	27/32
4404-6-6	3/8	3/8	-	-	-
4404-8-6	1/2	3/8	3/4	2-3/8	7/8
4404-10-6	5/8	3/8	-	-	-
4404-10-8	5/8	1/2	15/16	2-37/64	1-5/64
4404-12-8	3/4	1/2	-	-	-
4404-12-12	3/4	3/4	1-1/8	2-5/8	1-1/8
4404-16-12	1	3/4	-	-	-
4404-16-16	1	1	1-1/4	2-27/32	1-11/32
4404-20-20	1-1/4	1-1/4	1-3/4	2-57/64	1-25/64
4404-24-20	1-1/2	1-1/2	-	-	-
4404-24-24	1-1/2	1-1/2	2	2-15/16	1-7/16
4404-32-32	2	2	2-1/2	2-15/16	1-7/16

4503 45° BARB HOSE STEM



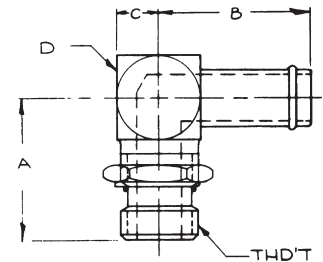
Part Number	Tube O.D.	NPTF Male	A	B	C
4503-4-2	1/4	1/8	5/8	1-9/16	1/2
4503-5-2	5/16	1/8	5/8	1-9/16	1/2
4503-6-4	3/8	1/4	27/32	1-5/8	5/8
4503-8-6	1/2	3/8	15/16	1-11/16	13/16
4503-8-8	1/2	1/2	-	-	-
4503-10-6	5/8	3/8	1-5/32	1-23/32	15/16
4503-10-8	5/8	1/2	-	-	-
4503-12-8	3/4	1/2	-	-	-
4503-12-12	3/4	3/4	1-3/16	1-23/32	1-1/8
4503-16-12	1	3/4	-	-	-
4503-16-16	1	1	1-15/32	1-3/4	1-3/8
4503-20-20	1-1/4	1-1/4	1-21/32	1-13/16	1-3/4
4503-24-24	1-1/2	1-1/2	1-3/4	1-7/8	2
4503-32-32	2	2	2-3/32	2	2-1/2

4501 90° BARB HOSE STEM



Part Number	Tube O.D.	NPTF Male	A	B	C	D
4501-4-2	1/4	1/8	25/32	1-3/4	1/4	1/2
4501-4-4	1/4	1/4	-	-	-	-
4501-6-4	3/8	1/4	1-1/16	1-13/16	5/16	5/8
4501-6-6	3/8	3/8	-	-	-	-
4501-8-6	1/2	3/8	1-3/16	1-29/32	13/32	13/16
4501-8-8	1/2	1/2	-	-	-	-
4501-8-12	1/2	3/4	-	-	-	-
4501-10-6	5/8	3/8	-	-	-	-
4501-10-8	5/8	1/2	1-7/16	1-31/32	15/32	15/16
4501-12-6	3/4	3/8	-	-	-	-
4501-12-8	3/4	1/2	-	-	-	-
4501-12-12	3/4	3/4	1-19/32	2-1/16	9/16	1-1/8
4501-12-16	3/4	1	-	-	-	-
4501-16-12	1	3/4	-	-	-	-
4501-16-16	1	1	1-31/32	2-3/16	11/16	1-3/8
4501-20-16	1-1/4	1	-	-	-	-
4501-20-20	1-1/4	1-1/4	2-3/8	2-3/8	7/8	1-3/4
4501-24-24	1-1/2	1-1/2	2-5/8	2-1/2	1	2
4501-32-32	2	2	3	2-3/4	1-1/4	2-1/2

4601 90° BARB HOSE STEM



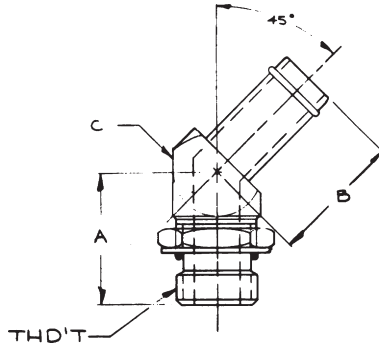
Part Number	Tube O.D.	ORB Male	A	B	C	D
4601-4	1/4	7/16 - 20	1-1/64	1-3/4	1/4	1/3
4601-6	3/8	9/16 - 18	1-15/64	1-13/16	5/16	5/8
4601-8	1/2	3/4 - 16	1-7/16	1-29/32	13/32	13/16
4601-10-6	5/8	9/16 - 18	1-23/64	1-28/32	3/8	3/4
4601-10	5/8	7/8 - 14	1-11/16	1-31/32	15/32	15/16
4601-12-8	3/4	3/4 - 16	-	-	-	-
4601-12-10	3/4	7/8 - 14	-	-	-	-
4601-12	3/4	1-1/16 - 12	1-59/64	2-1/16	9/16	1-1/8
4601-16-12	1	1-1/16 - 12	-	-	-	-
4601-16-14	1	1-3/16 - 12	-	-	-	-
4601-16	1	1-5/16 - 12	2-1/32	2-3/16	11/16	1-3/8
4601-16-20	1	1-5/8 - 12	-	-	-	-
4601-20-16	1-1/4	1-5/16 - 12	-	-	-	-
4601-20	1-1/4	1-5/8 - 12	2-15/64	2-3/8	7/8	1-3/4
4601-20-24	1-1/4	1-7/8 - 12	-	-	-	-
4601-24	1-1/2	1-7/8 - 12	2-3/8	2-1/2	1	2
4601-32	2	2-1/2 - 12	2-7/8	2-13/16	1-5/16	2-5/8

Hydraulic Adapters & Tube Fittings

* Available in 316
Stainless Steel

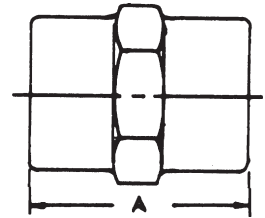


4603 45° BARB HOSE STEM



Part Number	Tube O.D.	ORB Male	B	A	C
4603-4	1/4	7/16 - 20	1-9/16	1-1/32	1/2
4603-5	5/16	1/2 - 20	1-39/64	1-1/32	9/16
4603-6	3/8	9/16 - 18	1-19/32	1-1/8	5/8
4603-8	1/2	3/4 - 16	1-5/8	1-9/32	13/16
4603-10	5/8	7/8 - 14	1-39/64	1-1/2	15/16
4603-12-8	3/4	3/4 - 16	-	-	-
4603-12	3/4	1-1/16 - 12	1-45/64	1-23/32	1-1/8
4603-16-12	1	1-1/16 - 12	-	-	-
4603-16	1	1-5/16 - 12	1-55/64	1-27/32	1-3/8
4603-20	1-1/4	1-5/8 - 12	1-59/64	1-57/64	1-3/4
4603-24	1-1/2	1-7/8 - 12	1-31/32	1-57/64	2
4603-32	2	2-1/2 - 12	2-9/64	1-27/32	2-5/8

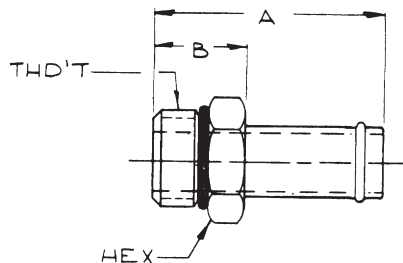
5000 FEMALE PIPE COUPLING



*

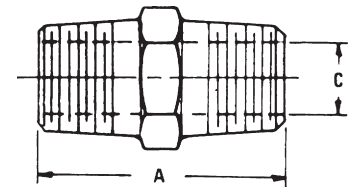
Part Number	NPTF Female	NPTF Female	A	Hex
5000-2-2	1/8	1/8	7/8	9/16
5000-4-2	1/4	1/8	-	-
5000-4-4	1/4	1/4	1-1/8	3/4
5000-6-2	3/8	1/8	-	-
5000-6-4	3/8	1/4	-	-
5000-6-6	3/8	3/8	1-7/16	15/16
5000-8-4	1/2	1/4	-	-
5000-8-6	1/2	3/8	-	-
5000-8-8	1/2	1/2	1-5/8	1-1/8
5000-12-8	3/4	1/2	-	-
5000-12-12	3/4	3/4	2	1-3/8
5000-16-12	1	3/4	-	-
5000-16-16	1	1	2-1/8	1-5/8
5000-20-20	1-1/4	1-1/4	2-5/16	2
5000-24-20	1-1/2	1-1/4	-	-
5000-24-24	1-1/2	1-1/2	2-1/2	2-3/8
5000-32-32	2	2	-	-

4604 STRAIGHT BARB HOSE STEM



Part Number	Tube O.D.	ORB Male	Hex	A	B
4604-4	1/4	7/16 - 20	9/16	2-7/64	39/64
4604-5	5/16	1/2 - 20	5/8	2-7/64	39/64
4604-6	3/8	9/16 - 18	11/16	2-3/16	11/16
4604-8	1/2	3/4 - 16	7/8	2-1/4	3/4
4604-10	5/8	7/8 - 14	1	2-5/16	13/16
4604-12-8	3/4	3/4 - 16	-	-	-
4604-12-12	3/4	1-1/16 - 12	-	-	-
4604-16-12	1	1-1/16 - 12	-	-	-
4604-16	1	1-5/16 - 12	1-1/2	2-1/2	1
4604-16-20	1	1-5/8 - 12	-	-	-
4604-20-16	1-1/4	1-5/16 - 12	-	-	-
4604-20	1-1/4	1-5/8 - 12	1-7/8	2-1/2	1
4604-24-20	1-1/2	1-5/8 - 12	-	-	-
4604-24	1-1/2	1-7/8 - 12	2-1/8	2-1/2	1
4604-32	2	2-1/2 - 12	2-3/4	2-1/2	1

5404 MALE PIPE COUPLING



*

Part Number	NPTF Male	NPTF Male	A	Hex	C
5404-2-2	1/8	1/8	15/16	7/16	3/16
5404-4-2	1/4	1/8	-	-	-
5404-4-4	1/4	1/4	1-3/8	5/8	9/32
5404-6-2	3/8	1/8	-	-	-
5404-6-4	3/8	1/4	-	-	-
5404-6-6	3/8	3/8	1-17/32	3/4	13/32
5404-8-4	1/2	1/4	-	-	-
5404-8-6	1/2	3/8	-	-	-
5404-8-8	1/2	1/2	1-13/16	7/8	17/32
5404-12-6	3/4	3/8	-	-	-
5404-12-8	3/4	1/2	-	-	-
5404-12-12	3/4	3/4	1-7/8	1-1/8	23/32
5404-16-12	1	3/4	-	-	-
5404-16-16	1	1	2-7/32	1-3/8	15/16
5404-20-12	1-1/4	3/4	-	-	-
5404-20-16	1-1/4	1	-	-	-
5404-20-20	1-1/4	1-1/4	2-13/32	1-3/4	1-1/4
5404-24-12	1-1/2	3/4	-	-	-
5404-24-16	1-1/2	1	-	-	-
5404-24-24	1-1/2	1-1/2	2-19/32	2	1-1/2
5404-32-32	2	2	-	-	-

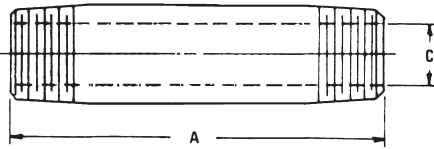


* Available in 316
Stainless Steel

Hydraulic Adapters & Tube Fittings

5404-N NPTF MALE NIPPLE

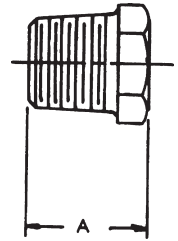
*



Part Number	NPTF Male	A	
5404-N-2-CLS	1/8	—	
5404-N-2-2	1/8	2.00	
5404-N-2-2.5	1/8	2.50	
5404-N-2-3	1/8	3.00	
5404-N-2-4	1/8	4.00	
5404-N-4-CLS	1/4	—	
5404-N-4-2	1/4	2.00	
5404-N-4-3	1/4	3.00	
5404-N-4-4	1/4	4.00	
5404-N-6-CLS	3/8	—	
5404-N-6-2	3/8	2.00	
5404-N-6-2.5	3/8	2.50	
5404-N-6-3	3/8	3.00	
5404-N-6-4	3/8	4.00	
5404-N-6-6	3/8	6.00	
5404-N-8-CLS	1/2	—	
5404-N-8-2	1/2	2.00	
5404-N-8-2.5	1/2	2.50	
5404-N-8-3	1/2	3.00	
5404-N-8-4	1/2	4.00	
5404-N-12-CLS	3/4	—	
5404-N-12-2	3/4	2.00	
5404-N-12-3	3/4	3.00	
5404-N-12-4	3/4	4.00	
5404-N-16-CLS	1	—	
5404-N-16-3	1	3.00	
5404-N-20-CLS	1-1/4	—	
5404-N-24-CLS	1-1/2	—	

5406 PIPE-REDUCER- BUSHING

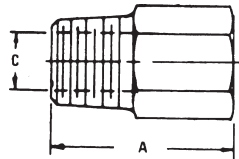
*



Part Number	NPTF Male	NPTF Female	A	Hex
5406-4-2	1/4	1/8	25/32	9/16
5406-6-2	3/8	1/8	-	-
5406-6-4	3/8	1/4	25/32	3/4
5406-8-2	1/2	1/8	-	-
5406-8-4	1/2	1/4	-	-
5406-8-6	1/2	3/8	1-1/32	7/8
5406-12-4	3/4	1/4	-	-
5406-12-6	3/4	3/8	-	-
5406-12-8	3/4	1/2	1-1/16	1-1/8
5406-16-4	1	1/4	-	-
5406-16-6	1	3/8	-	-
5406-16-8	1	1/2	-	-
5406-16-12	1	3/4	1-1/4	1-3/8
5406-20-8	1-1/4	1/2	-	-
5406-20-12	1-1/4	3/4	-	-
5406-20-16	1-1/4	1	1-9/32	1-3/4
5406-24-12	1-1/2	3/4	-	-
5406-24-16	1-1/2	1	-	-
5406-24-20	1-1/2	1-1/4	1-5/16	2
5406-32-16	2	1	-	-
5406-32-20	2	1-1/4	-	-
5406-32-24	2	1-1/2	1-3/8	2-1/2

5405 PIPE EXPANSION COUPLING

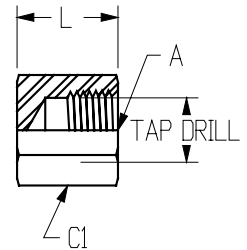
*



Part Number	NPTF Male	NPTF Female	A	Hex	C
5405-2-2	1/8	1/8	1	9/16	9/32
5405-2-4	1/8	1/4	-	-	-
5405-2-8	1/8	1/2	-	-	-
5405-4-2	1/4	1/8	-	-	-
5405-4-4	1/4	1/4	-	-	-
5405-4-6	1/4	3/8	-	-	-
5405-4-8	1/4	1/2	-	-	-
5405-4-12	1/4	3/4	-	-	-
5405-6-4	3/8	1/4	1-5/16	3/4	13/32
5405-6-6	3/8	3/8	-	-	-
5405-6-8	3/8	1/2	-	-	-
5405-8-4	1/2	1/4	-	-	-
5405-8-6	1/2	3/8	1-11/16	7/8	17/32
5405-8-8	1/2	1/2	-	-	-
5405-8-12	1/2	3/4	-	-	-
5405-8-16	1/2	1	-	-	-
5405-12-8	3/4	1/2	1-13/16	1-1/8	11/16
5405-12-12	3/4	3/4	-	-	-
5405-12-16	3/4	1	-	-	-
5405-16-12	1	3/4	1-15/16	1-3/8	57/64
5405-16-16	1	1	-	-	-
5405-16-20	1	1-1/4	-	-	-
5405-20-16	1-1/4	1	2-1/8	1-3/4	1-1/8
5405-20-20	1-1/4	1-1/4	-	-	-
5405-20-24	1-1/4	1-1/2	-	-	-
5405-24-20	1-1/2	1-1/4	2-1/4	2	1-15/32
5405-24-24	1-1/2	1-1/2	-	-	-
5405-24-32	1-1/2	2	-	-	-

5406-C HEAVY DUTY FEMALE PIPE CAP NUT

*



Part Number	A NPTF	L	C1	Tap Drill
5406-C-2	1/8 - 27	.69	.56	.33
5406-C-4	1/4 - 18	.92	.75	.43
5406-C-6	3/8 - 18	.97	.88	.57
5406-C-8	1/2 - 14	1.23	1.13	.70
5406-C-12	3/4 - 14	1.31	1.38	.91
5406-C-16	1 - 11-1/2	1.61	1.63	1.14

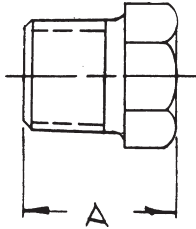
Hydraulic Adapters & Tube Fittings

* Available in 316
Stainless Steel



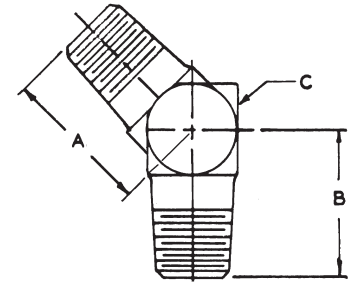
5406-P PIPE PLUG

*



Part Number	NPTF Male	A	Hex
5406-2P	1/8	9/16	7/16
5406-4P	1/4	25/32	9/16
5406-6P	3/8	25/32	3/4
5406-8P	1/2	1	7/8
5406-12P	3/4	1-1/16	1-1/8
5406-16P	1	1-1/4	1-3/8
5406-20P	1-1/4	1-9/32	1-3/4
5406-24P	1-1/2	1-5/16	2
5406-32P	2	1-3/8	2-1/2

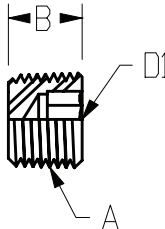
5501 45° NPTF MALE ELBOW



Part Number	NPTF Male	NPTF Male
5501-2-2	1/8	1/8
5501-4-4	1/4	1/4
5501-6-6	3/8	3/8
5501-8-8	1/2	1/2
5501-12-12	3/4	3/4
5501-16-16	1	1

5409 HEXAGON SOCKET MALE PIPE PLUG

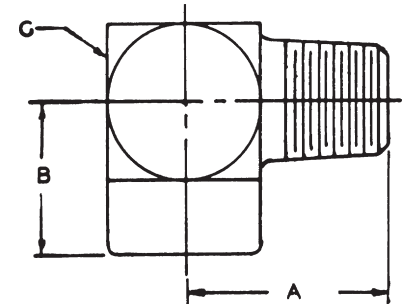
*



Part Number	A NPTF	B	D1
5409-2	1/8 - 27	.30	.19
5409-6	3/8 - 18	.46	.31
5409-4	1/4 - 18	.46	.25
5409-8	1/2 - 14	.61	.38
5409-12	3/4 - 14	.62	.56
5409-16	1 - 11-1/2	.77	.63
5409-20	1-1/4 - 11-1/2	.80	.63

5502 STREET ELBOW 90°

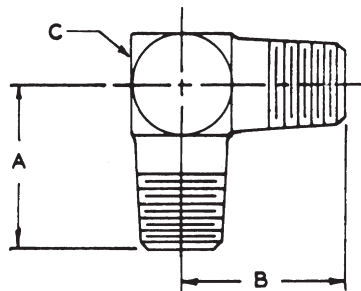
*



Part Number	NPTF Male	NPTF Female	A	B	C
5502-2-2	1/8	1/8	13/16	21/32	5/8
5502-2-4	1/8	1/4	-	-	-
5502-4-2	1/4	1/8	-	-	-
5502-4-4	1/4	1/4	1-1/4	7/8	3/4
5502-4-6	1/4	3/8	-	-	-
5502-6-4	3/8	1/4	-	-	-
5502-6-6	3/8	3/8	1-1/4	15/16	7/8
5502-6-8	3/8	1/2	-	-	-
5502-8-4	1/2	1/4	-	-	-
5502-8-6	1/2	3/8	-	-	-
5502-8-8	1/2	1/2	1-1/2	1-1/8	1-1/8
5502-8-12	1/2	3/4	-	-	-
5502-12-8	3/4	1/2	-	-	-
5502-12-12	3/4	3/4	1-5/8	1-5/16	1-3/8
5502-16-12	1	3/4	-	-	-
5502-16-16	1	1	2-1/16	1-5/8	1-5/8
5502-20-20	1-1/4	1-1/4	2-7/16	1-23/32	2
5502-24-24	1-1/2	1-1/2	2-3/4	2-1/16	2-3/8
5502-32-32	2	2	3	2-3/8	2-7/8

5500 MALE PIPE ELBOW 90°

*



Part Number	NPTF Male	NPTF Male	A	B	C
5500-2-2	1/8	1/8	3/4	3/4	1/2
5500-4-2	1/4	1/8	-	-	-
5500-4-4	1/4	1/4	1-3/32	1-3/32	5/8
5500-6-4	3/8	1/4	-	-	-
5500-6-6	3/8	3/8	1-7/32	1-7/32	3/4
5500-8-6	1/2	3/8	-	-	-
5500-8-8	1/2	1/2	1-15/32	1-15/32	15/16
5500-12-8	3/4	1/2	-	-	-
5500-12-12	3/4	3/4	-	-	-
5500-16-12	1	3/4	-	-	-
5500-16-16	1	1	1-31/32	1-31/32	1-3/8
5500-20-20	1-1/4	1-1/4	2-3/8	2-3/8	1-3/4
5500-24-24	1-1/2	1-1/2	2-5/8	2-5/8	2
5500-32-32	2	2	-	-	-

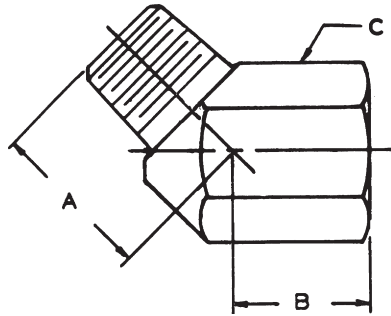


* Available in 316
Stainless Steel

Hydraulic Adapters & Tube Fittings

5503 STREET ELBOW 45°

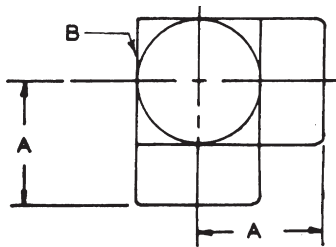
*



Part Number	NPTF Male	NPTF Female	A	B	C Hex
5503-2	1/8	1/8	5/8	7/16	5/8
5503-4	1/4	1/4	15/16	9/16	11/16
5503-6	3/8	3/8	1-1/8	3/4	7/8
5503-8	1/2	1/2	1-3/16	1	1-1/8
5503-12	3/4	3/4	1-3/8	1-1/4	1-5/16
5503-16	1	1	1-5/8	1-3/8	1-5/8
5503-20	1-1/4	1-1/4	-	-	-
5503-24	1-1/2	1-1/2	-	-	-

5504 FEMALE PIPE ELBOW 90°

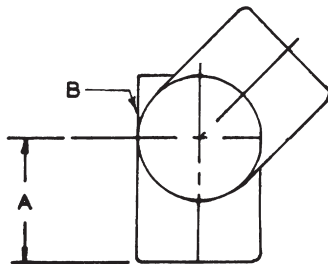
*



Part Number	NPTF Female	NPTF Female	A	B
5504-2-2	1/8	1/8	11/16	5/8
5504-4-2	1/4	1/8	-	-
5504-4-4	1/4	1/4	13/16	3/4
5504-6-4	3/8	1/4	-	-
5504-6-6	3/8	3/8	15/16	7/8
5504-8-6	1/2	3/8	-	-
5504-8-8	1/2	1/2	1-1/8	1-1/8
5504-12-8	3/4	1/2	-	-
5504-12-12	3/4	3/4	1-5/16	1-3/8
5504-16-16	1	1	1-5/8	1-5/8
5504-20-20	1-1/4	1-1/4	1-3/4	2
5504-24-24	1-1/2	1-1/2	2	2-3/8
5504-32-32	2	2	-	-

5505 45° NPTF FEMALE ELBOW

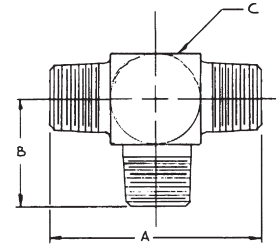
*



Part Number	NPTF Female	NPTF Female	
5505-2-2	1/8	1/8	
5505-4-4	1/4	1/4	
5505-6-6	3/8	3/8	
5505-8-8	1/2	1/2	
5505-12-12	3/4	3/4	
5505-16-16	1	1	

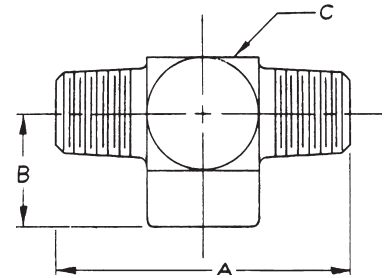
5600 NPTF MALE TEE

*



Part Number	NPTF Male	A	B	C
5600-2	1/8	-	-	-
5600-4	1/4	-	-	-
5600-6	3/8	-	-	-
5600-8	1/2	-	-	-
5600-12	3/4	-	-	-
5600-16	1	-	-	-
5600-20	1-1/4	-	-	-

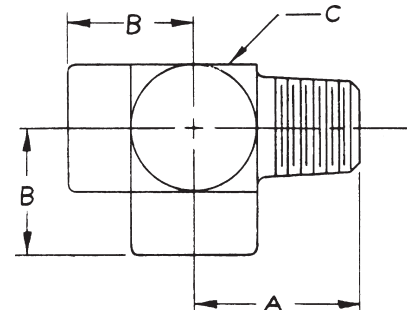
5601 NPTF MALE X NPTF MALE X NPTF FEMALE TEE



Part Number	NPTF Male	NPTF Male	NPTF Female	A	B	C
5601-2	1/8	1/8	1/8	-	-	-
5601-4	1/4	1/4	1/4	-	-	-
5601-6	3/8	3/8	3/8	-	-	-
5601-8	1/2	1/2	1/2	-	-	-
5601-12	3/4	3/4	3/4	-	-	-
5601-16	1	1	1	-	-	-
5601-20	1-1/4	1-1/4	1-1/4	-	-	-
5601-24	1-1/2	1-1/2	1-1/2	-	-	-

5602 SERVICE TEE

*



Part Number	NPTF Male	NPTF Female	NPTF Female	A	B	C
5602-2	1/8	1/8	1/8	13/16	21/32	5/8
5602-4	1/4	1/4	1/4	1-1/4	7/8	3/4
5602-6	3/8	3/8	3/8	1-1/4	15/16	7/8
5602-8	1/2	1/2	1/2	1-1/2	1-1/8	1-1/8
5602-12	3/4	3/4	3/4	1-5/8	1-5/16	1-3/8
5602-16	1	1	1	2-1/16	1-5/8	1-5/8
5602-20	1-1/4	1-1/4	1-1/4	2-7/16	1-23/32	2
5602-24	1-1/2	1-1/2	1-1/2	2-3/4	2-1/16	2-3/8
5602-32	2	2	2	3	2-3/8	2-7/8

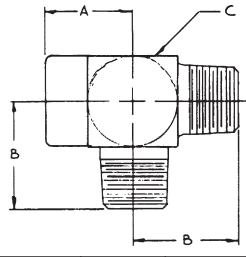
Hydraulic Adapters & Tube Fittings

* Available in 316
Stainless Steel



5603 MALE FEMALE RUN TEE

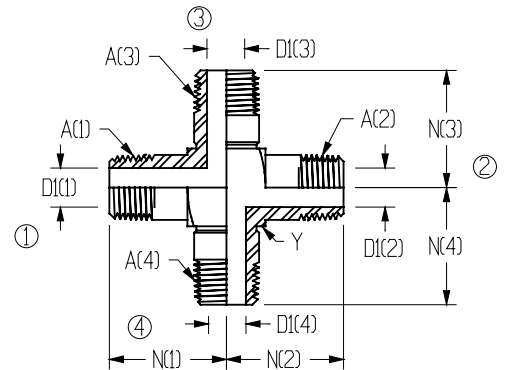
*



Part Number	NPTF Male	NPTF Female	NPTF Male	A	B	C
5603-2	1/8	1/8	1/8	21/32	13/16	5/8
5603-4	1/4	1/4	1/4	7/8	1-1/4	3/4
5603-6	3/8	3/8	3/8	15/16	1-1/4	7/8
5603-8	1/2	1/2	1/2	1-1/8	1-1/2	1-1/8
5603-12	3/4	3/4	3/4	1-5/16	1-5/8	1-3/8
5603-16	1	1	1	1-5/8	2-1/16	1-5/8
5603-20	1-1/4	1-1/4	1-1/4	1-23/32	2-7/16	2
5603-24	1-1/2	1-1/2	1-1/2	2-1/16	2-3/4	2-3/8

5650 MALE PIPE CROSS

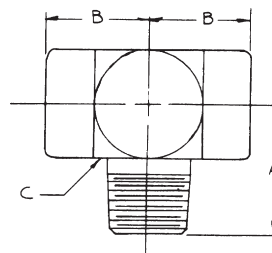
*



INFORMATION AVAILABLE UPON REQUEST.
CALL CUSTOMER SERVICE FOR DETAILS.

5604 MALE-FEMALE PIPE TEE

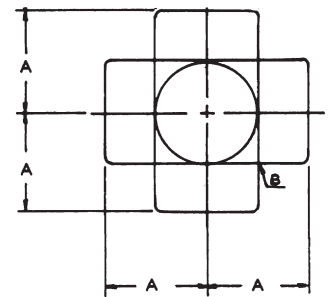
*



Part Number	NPTF Female	NPTF Female	NPTF Male	A	B	C
5604-2	1/8	1/8	1/8	13/16	21/32	5/8
5604-4	1/4	1/4	1/4	1-1/4	7/8	3/4
5604-6	3/8	3/8	3/8	1-1/4	15/16	7/8
5604-8	1/2	1/2	1/2	1-1/2	1-1/8	1-1/8
5604-12	3/4	3/4	3/4	1-5/8	1-5/16	1-3/8
5604-16	1	1	1	2-1/16	1-5/8	1-5/8
5604-20	1-1/4	1-1/4	1-1/4	2-7/16	1-23/32	2
5604-24	1-1/2	1-1/2	1-1/2	2-3/4	2-1/16	2-3/8

5652 FEMALE PIPE CROSS

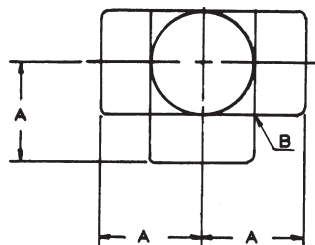
*



Part Number	NPTF Female	A	B
5652-2	1/8	11/16	5/8
5652-4	1/4	13/16	3/4
5652-6	3/8	15/16	7/8
5652-8	1/2	1-1/8	1-1/8
5652-12	3/4	1-5/16	1-3/8
5652-16	1	1-5/8	1-5/8
5652-20	1-1/4	1-3/4	2
5652-24	1-1/2	2	2-3/8
5652-32	2	-	-

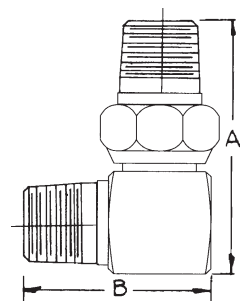
5605 FEMALE PIPE TEE

*



Part Number	NPTF Female	A	B
5605-2	1/8	11/16	5/8
5605-4	1/4	13/16	3/4
5605-6	3/8	15/16	7/8
5605-8	1/2	1-1/8	1-1/8
5605-12	3/4	1-5/16	1-3/8
5605-16	1	1-5/8	1-5/8
5605-20	1-1/4	1-3/4	2
5605-24	1-1/2	2	2-3/8
5605-32	2	-	-

5700 90° NPTF MALE X NPTF MALE SWIVEL



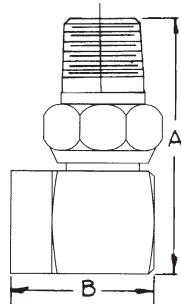
Part Number	NPTF Male	NPTF Male	A	B
5700-4-4	1/4	1/4	-	-
5700-6-6	3/8	3/8	-	-
5700-8-8	1/2	1/2	-	-
5700-12-12	3/4	3/4	-	-



* Available in 316
Stainless Steel

Hydraulic Adapters & Tube Fittings

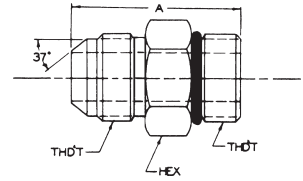
5702 90° NPTF FEMALE X NPTF MALE SWIVEL



Part Number	NPTF Female	NPTF Male	A	B
5702-4-4	1/4	1/4	-	-
5702-6-6	3/8	3/8	-	-
5702-8-8	1/2	1/2	-	-
5702-12-12	3/4	3/4	-	-

6400 STRAIGHT CONNECTOR

*



Part Number	Tube O.D.	JIC Male	ORB Male	A	Hex
6400-2-2	1/8	5/16 - 24	5/16 - 24	-	-
6400-3-2	3/16	3/8 - 24	5/16 - 24	-	-
6400-3-3	3/16	3/8 - 24	3/8 - 24	-	-
6400-4-2	1/4	7/16 - 20	5/16 - 24	-	-
6400-4-3	1/4	7/16 - 20	3/8 - 24	-	-
6400-4-4	1/4	7/16 - 20	7/16 - 20	1-1/16	9/16
6400-4-5	1/4	7/16 - 20	1/2 - 20	-	-
6400-4-6	1/4	7/16 - 20	9/16 - 18	-	-
6400-4-8	1/4	7/16 - 20	3/4 - 16	-	-
6400-4-10	1/4	7/16 - 20	7/8 - 14	-	-
6400-4-12	1/4	7/16 - 20	1-1/16 - 12	-	-
6400-5-2	5/16	1/2 - 20	5/16 - 24	-	-
6400-5-4	5/16	1/2 - 20	7/16 - 20	-	-
6400-5-5	5/16	1/2 - 20	1/2 - 20	1-1/16	5/8
6400-5-6	5/16	1/2 - 20	9/16 - 18	-	-
6400-5-8	5/16	1/2 - 20	3/4 - 16	-	-
6400-5-10	5/16	1/2 - 20	7/8 - 14	-	-
6400-6-4	3/8	9/16 - 18	7/16 - 20	-	-
6400-6-5	3/8	9/16 - 18	1/2 - 20	-	-
6400-6-6	3/8	9/16 - 18	9/16 - 18	1-3/16	11/16
6400-6-8	3/8	9/16 - 18	3/4 - 16	-	-
6400-6-10	3/8	9/16 - 18	7/8 - 14	-	-
6400-6-12	3/8	9/16 - 18	1-1/16 - 12	-	-
6400-6-16	3/8	9/16 - 18	1-5/16 - 12	-	-
6400-8-4	1/2	3/4 - 16	7/16 - 20	-	-
6400-8-5	1/2	3/4 - 16	1/2 - 20	-	-
6400-8-6	1/2	3/4 - 16	9/16 - 18	-	-
6400-8-8	1/2	3/4 - 16	3/4 - 16	1-11/32	7/8
6400-8-10	1/2	3/4 - 16	7/8 - 14	-	-
6400-8-12	1/2	3/4 - 16	1-1/16 - 12	-	-
6400-8-14	1/2	3/4 - 16	1-3/16 - 12	-	-
6400-8-16	1/2	3/4 - 16	1-5/16 - 12	-	-
6400-8-20	1/2	3/4 - 16	1-5/8 - 12	-	-
6400-10-6	5/8	7/8 - 14	9/16 - 18	-	-
6400-10-8	5/8	7/8 - 14	3/4 - 16	-	-
6400-10-10	5/8	7/8 - 14	7/8 - 14	1-9/16	1
6400-10-12	5/8	7/8 - 14	1-1/16 - 12	-	-
6400-10-16	5/8	7/8 - 14	1-5/16 - 12	-	-
6400-12-8	3/4	1-1/16 - 12	3/4 - 16	-	-
6400-12-10	3/4	1-1/16 - 12	7/8 - 14	-	-
6400-12-12	3/4	1-1/16 - 12	1-1/16 - 12	1-27/32	1-1/4
6400-12-14	3/4	1-1/16 - 12	1-3/16 - 12	-	-
6400-12-16	3/4	1-1/16 - 12	1-5/16 - 12	-	-
6400-12-20	3/4	1-1/16 - 12	1-5/8 - 12	-	-
6400-14-12	7/8	1-3/16 - 12	1-1/16 - 12	-	-
6400-14-14	7/8	1-3/16 - 12	1-3/16 - 12	1-55/64	1-3/8
6400-14-16	7/8	1-3/16 - 12	1-5/16 - 12	-	-
6400-16-8	1	1-5/16 - 12	3/4 - 16	-	-
6400-16-10	1	1-5/16 - 12	7/8 - 14	-	-
6400-16-12	1	1-5/16 - 12	1-1/16 - 12	-	-
6400-16-14	1	1-5/16 - 12	1-3/16 - 12	-	-
6400-16-16	1	1-5/16 - 12	1-5/16 - 12	1-7/8	1-1/2
6400-16-20	1	1-5/16 - 12	1-5/8 - 12	-	-
6400-20-12	1-1/4	1-5/8 - 12	1-1/16 - 12	-	-
6400-20-16	1-1/4	1-5/8 - 12	1-5/16 - 12	-	-
6400-20-20	1-1/4	1-5/8 - 12	1-5/8 - 12	1-59/64	1-7/8
6400-20-24	1-1/4	1-5/8 - 12	1-7/8 - 12	-	-
6400-24-20	1-1/2	1-7/8 - 12	1-5/8 - 12	-	-
6400-24-24	1-1/2	1-7/8 - 12	1-7/8 - 12	2-3/64	2-1/8
6400-24-32	1-1/2	1-7/8 - 12	2-1/2 - 12	-	-
6400-32-24	2	2-1/2 - 12	1-7/8 - 12	-	-
6400-32-32	2	2-1/2 - 12	2-1/2 - 12	2-19/64	2-3/4

6000 STEEL BACKUP WASHER



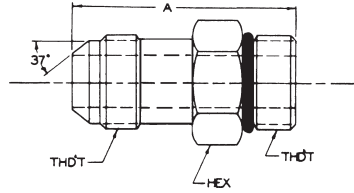
Part Number	ORB Washer
6000-2	5/16 - 24
6000-3	3/8 - 24
6000-4	7/16 - 20
6000-5	1/2 - 20
6000-6	9/16 - 18
6000-8	3/4 - 16
6000-10	7/8 - 14
6000-12	1-1/16 - 12
6000-14	1-1/16 - 12
6000-16	1-5/16 - 12
6000-20	1-5/8 - 12
6000-24	1-7/8 - 12
6000-32	2-1/2 - 12

Hydraulic Adapters & Tube Fittings

* Available in 316
Stainless Steel



6400-L JIC STRAIGHT CONNECTOR LONG

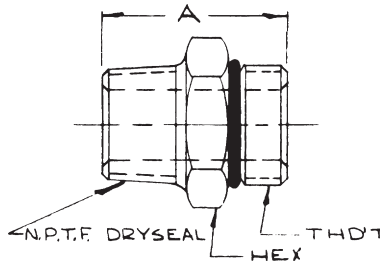


*

Part Number	Tube O.D.	JIC Male	ORB Male
6400-L-4-4	1/4	7/16 - 20	7/16 - 20
6400-L-5-5	5/16	1/2 - 20	1/2 - 20
6400-L-6-6	3/8	9/16 - 18	9/16 - 18
6400-L-8-8	1/2	3/4 - 16	3/4 - 16
6400-L-10-10	5/8	7/8 - 14	7/8 - 14
6400-L-12-12	3/4	1-1/16 - 12	1-1/16 - 12
6400-L-14-14	7/8	1-3/16 - 12	1-3/16 - 12
6400-L-16-16	1	1-5/16 - 12	1-5/16 - 12

6401 MALE ORB ADAPTER

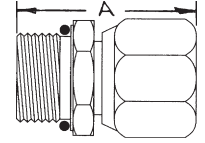
*



Part Number	Tube O.D.	ORB Male	NPTF Male	A	Hex
6401-4-2	1/4	7/16 - 20	1/8	15/16	9/16
6401-4-4	1/4	7/16 - 20	1/4	-	-
6401-5-2	5/16	1/2 - 20	1/8	15/16	5/8
6401-6-4	3/8	9/16 - 18	1/4	1-3/16	11/16
6401-6-6	3/8	9/16 - 18	3/8	-	-
6401-8-2	1/2	3/4 - 16	1/8	-	-
6401-8-4	1/2	3/4 - 16	1/4	-	-
6401-8-6	1/2	3/4 - 16	3/8	1-1/4	7/8
6401-8-8	1/2	3/4 - 16	1/2	-	-
6401-8-12	1/2	3/4 - 16	3/4	-	-
6401-8-16	1/2	3/4 - 16	1	-	-
6401-8-20	1/2	3/4 - 16	1-1/4	-	-
6401-8-24	1/2	3/4 - 16	1-1/2	-	-
6401-8-32	1/2	3/4 - 16	2	-	-
6401-10-8	5/8	7/8 - 14	1/2	1-9/16	1
6401-12-8	3/4	1-1/16 - 12	1/2	-	-
6401-12-12	3/4	1-1/16 - 12	3/4	1-47/64	1-1/4
6401-12-16	3/4	1-1/16 - 12	1	-	-
6401-16-16	1	1-5/16 - 12	1	1-29/64	1-1/2
6401-20-20	1-1/4	1-5/8 - 12	1-1/4	1-15/16	1-7/8
6401-24-24	1-1/2	1-7/8 - 12	1-1/2	1-63/64	2-1/8
6401-32-32	2	2-1/2 - 12	2	2	2-3/4

6402 ORB MALE X JIC FEMALE

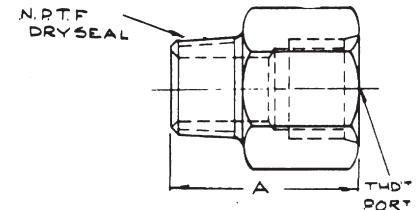
*



Part Number	Tube O.D.	ORB Male	JIC Female	A	Hex
6402-4-4	1/4	7/16 - 20	7/16-20	-	-
6402-6-6	3/8	9/16 - 18	9/16-18	-	-
6402-8-4	1/2	3/4 - 16	7/16-20	-	-
6402-8-5	1/2	3/4 - 16	1/2-20	-	-
6402-8-6	1/2	3/4 - 16	9/16-18	-	-
6402-8-8	1/2	3/4 - 16	3/4-16	-	-
6402-8-10	1/2	3/4 - 16	7/8-14	-	-
6402-8-12	1/2	3/4 - 16	1-1/16-12	-	-
6402-8-14	1/2	3/4 - 16	1-3/16-12	-	-
6402-8-16	1/2	3/4 - 16	1-5/16-12	-	-
6402-8-20	1/2	3/4 - 16	1-5/8-12	-	-
6402-10-10	5/8	7/8 - 14	7/8-14	-	-
6402-12-12	3/4	1-1/16 - 12	1-1/16-12	-	-
6402-16-16	1	1-5/16 - 12	1-5/16-12	-	-
6402-20-20	1-1/4	1-5/8 - 12	1-5/8-12	-	-

6404 FEMALE ORB ADAPTER

*



Part Number	Port Size	ORB Female	NPTF Male	A	Hex
6404-4-2	1/4	7/16 - 20	1/8	1-3/8	11/16
6404-4-4	1/4	7/16 - 20	1/4	-	-
6404-5-2	5/16	1/2 - 20	1/8	1-3/8	3/4
6404-6-4	3/8	9/16 - 18	1/4	1-35/64	7/8
6404-6-6	3/8	9/16 - 18	3/8	-	-
6404-6-8	3/8	9/16 - 18	1/2	-	-
6404-8-6	1/2	3/4 - 16	3/8	1-1/2	1
6404-8-8	1/2	3/4 - 16	1/2	-	-
6404-8-12	1/2	3/4 - 16	3/4	-	-
6404-10-6	5/8	7/8 - 14	3/8	-	-
6404-10-8	5/8	7/8 - 14	1/2	1-13/16	1-1/4
6404-12-8	3/4	1-1/16 - 12	1/2	-	-
6404-12-12	3/4	1-1/16 - 12	3/4	1-31/32	1-3/8
6404-14-12	7/8	1-3/16 - 12	3/4	2-1/32	1-1/2
6404-16-16	1	1-5/16 - 12	1	2-5/32	1-7/8
6404-20-20	1-1/4	1-5/8 - 12	1-1/4	2-1/4	2
6404-24-24	1-1/2	1-7/8 - 12	1-1/2	2-9/32	2-1/4
6404-32-32	2	2-1/2 - 12	2	2-5/16	2-7/8

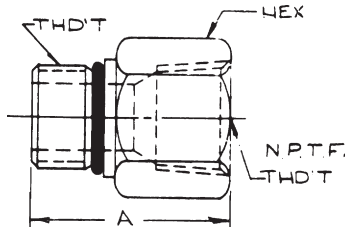


* Available in 316
Stainless Steel

Hydraulic Adapters & Tube Fittings

6405 MALE ORB CONNECTOR

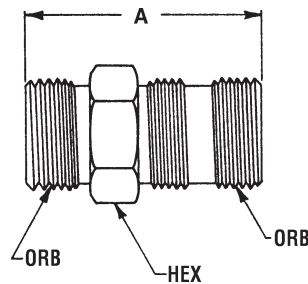
*



Part Number	Tube O.D.	ORB Male	NPTF Female	A	Hex
6405-4-2	1/4	7/16 - 20	1/8	31/32	9/16
6405-4-4	1/4	7/16 - 20	1/4	-	-
6405-5-2	5/16	1/2 - 20	1/8	1	5/8
6405-6-2	3/8	9/16 - 18	1/8	-	-
6405-6-4	3/8	9/16 - 18	1/4	1-9/32	3/4
6405-6-6	3/8	9/16 - 18	3/8	-	-
6405-6-8	3/8	9/16 - 18	1/2	-	-
6405-8-2	1/2	3/4 - 16	3/8	-	-
6405-8-4	1/2	3/4 - 16	1/4	-	-
6405-8-6	1/2	3/4 - 16	3/8	1-5/16	7/8
6405-8-8	1/2	3/4 - 16	1/2	-	-
6405-8-12	1/2	3/4 - 16	3/4	-	-
6405-8-16	1/2	3/4 - 16	1	-	-
6405-8-20	1/2	3/4 - 16	1-1/4	-	-
6405-8-24	1/2	3/4 - 16	1-1/2	-	-
6405-8-32	1/2	3/4 - 16	2	-	-
6405-10-4	5/8	7/8 - 14	1/4	-	-
6405-10-6	5/8	7/8 - 14	3/8	-	-
6405-10-8	5/8	7/8 - 14	1/2	1-35/64	1-1/8
6405-10-12	5/8	7/8 - 14	3/4	-	-
6405-12-6	3/4	1-1/16 - 12	3/8	-	-
6405-12-8	3/4	1-1/16 - 12	1/2	-	-
6405-12-12	3/4	1-1/16 - 12	3/4	1-55/64	1-3/8
6405-14-12	7/8	1-3/16 - 12	3/4	1-23/32	1-3/8
6405-16-8	1	1-5/16 - 12	1/2	-	-
6405-16-12	1	1-5/16 - 12	3/4	-	-
6405-16-16	1	1-5/16 - 12	1	1-29/32	1-5/8
6405-16-20	1	1-5/16 - 12	1-1/4	-	-
6405-20-16	1-1/4	1-5/8 - 12	1	-	-
6405-20-20	1-1/4	1-5/8 - 12	1-1/4	2-7/64	2
6405-20-24	1-1/4	1-5/8 - 12	1-1/2	-	-
6405-24-20	1-1/2	1-7/8 - 12	1-1/4	-	-
6405-24-24	1-1/2	1-7/8 - 12	1-1/2	2-7/64	2-3/8
6405-32-32	2	2-1/2 - 12	2	2-11/64	2-7/8

6407 ORB BULKHEAD

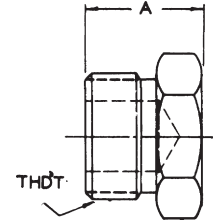
*



Part Number	Tube O.D.	ORB Male	ORB Male	A	Hex
6407-4-4	1/4	7/16 - 20	7/16 - 20	-	-
6407-6-6	3/8	9/16 - 18	9/16 - 18	-	-
6407-8-8	1/2	3/4 - 16	3/4 - 16	-	-
6407-10-10	5/8	7/8 - 14	7/8 - 14	-	-
6407-12-12	3/4	1-1/16 - 12	1-1/16 - 12	-	-
6407-16-16	1	1-5/16 - 12	1-5/16 - 12	-	-
6407-20-20	1-1/4	1-5/8 - 12	1-5/8 - 12	-	-
6407-24-24	1-1/2	1-7/8 - 12	1-7/8 - 12	-	-

6408 PLUG

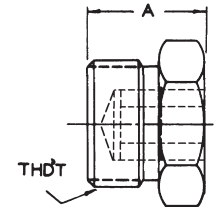
*



Part Number	Tube O.D.	ORB Male	A	Hex
6408-2	1/8	5/16-24	-	-
6408-3	3/16	3/8-24	-	-
6408-4	1/4	7/16-20	39/64	9/16
6408-5	5/16	1/2-20	39/64	5/8
6408-6	3/8	9/16-18	11/16	11/16
6408-8	1/2	3/4-16	3/4	7/8
6408-10	5/8	7/8-14	13/16	1
6408-12	3/4	1-1/16-12	1	1-1/4
6408-14	7/8	1-3/16-12	1	1-3/8
6408-16	1	1-5/16-12	1	1-1/2
6408-20	1-1/4	1-5/8-12	1	1-7/8
6408-24	1-1/2	1-7/8-12	1	2-1/8
6408-32	2	2-1/2-12	1	2-3/4

6409 ORB HOLLOW HEX PLUG

*



Part Number	Tube O.D.	ORB Male	A
6409-2	1/8	5/16 - 24	-
6409-3	3/16	3/8 - 24	-
6409-4	1/4	7/16 - 20	-
6409-5	5/16	1/2 - 20	-
6409-6	3/8	9/16 - 18	-
6409-8	1/2	3/4 - 16	-
6409-10	5/8	7/8 - 14	-
6409-12	3/4	1-1/16 - 12	-
6409-14	7/8	1-3/16 - 12	-
6409-16	1	1-5/16 - 12	-
6409-20	1-1/4	1-5/8 - 12	-
6409-24	1-1/2	1-7/8 - 12	-
6409-32	2	2-1/2 - 12	-

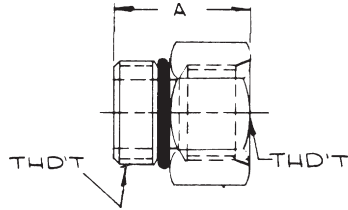
Hydraulic Adapters & Tube Fittings

* Available in 316
Stainless Steel



6410 ORB PORT BUSHING

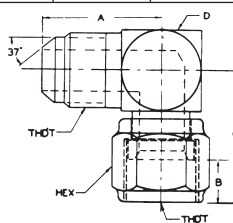
*



Part Number	Tube O.D.	ORB Male	ORB Female	A	Hex
6410-4-6	1/4	7/16 - 20	9/16 - 18	-	-
6410-6-2	3/8	9/16 - 18	3/8 - 24	-	-
6410-6-4	3/8	9/16 - 18	7/16 - 20	31/32	11/16
6410-6-8	3/8	9/16 - 18	3/4 - 16	-	-
6410-8-4	1/2	3/4 - 16	7/16 - 20	-	-
6410-8-5	1/2	3/4 - 16	1/2 - 20	-	-
6410-8-6	1/2	3/4 - 16	9/16 - 18	1-1/16	7/8
6410-8-10	1/2	3/4 - 16	7/8 - 14	-	-
6410-8-12	1/2	3/4 - 16	1-1/16 - 12	-	-
6410-8-14	1/2	3/4 - 16	1-3/16 - 12	-	-
6410-8-16	1/2	3/4 - 16	1-5/16 - 12	-	-
6410-8-20	1/2	3/4 - 16	1-5/8 - 12	-	-
6410-10-6	5/8	7/8 - 14	9/16 - 18	-	-
6410-10-8	5/8	7/8 - 14	3/4 - 16	1-1/4	1
6410-10-12	5/8	7/8 - 14	1-1/16 - 12	-	-
6410-12-4	3/4	1-1/16 - 12	7/16 - 20	-	-
6410-12-8	3/4	1-1/16 - 12	3/4 - 16	-	-
6410-12-10	3/4	1-1/16 - 12	7/8 - 14	1-7/16	1-1/4
6410-12-16	3/4	1-1/16 - 12	1-5/16 - 12	-	-
6410-14-12	7/8	1-3/16 - 12	1-1/16 - 12	1-19/32	1-3/8
6410-16-8	1	1-5/16 - 12	3/4 - 16	-	-
6410-16-10	1	1-5/16 - 12	7/8 - 14	-	-
6410-16-12	1	1-5/16 - 12	1-1/16 - 12	-	-
6410-16-14	1	1-5/16 - 12	1-3/16 - 12	1-19/32	1-1/2
6410-16-20	1	1-5/16 - 12	1-5/8 - 12	-	-
6410-20-12	1-1/4	1-5/8 - 12	1-1/16 - 12	-	-
6410-20-16	1-1/4	1-5/8 - 12	1-5/16 - 12	1	1-7/8
6410-20-24	1-1/4	1-5/8 - 12	1-7/8 - 12	-	-
6410-24-12	1-1/2	1-7/8 - 12	1-1/16 - 12	-	-
6410-24-16	1-1/2	1-7/8 - 12	1-5/16 - 12	-	-
6410-24-20	1-1/2	1-7/8 - 12	1-5/8 - 12	1-19/32	2-1/8
6410-32-24	2	2-1/2 - 12	1-7/8 - 12	1	2-3/4

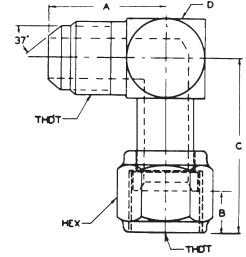
6500 90° SWIVEL ELBOW

*



Part Number	Tube O.D.	JIC Male	JIC Female	A	B +015 -000	C	D Max	Hex
6500-4	1/4	7/16 - 20	7/16 - 20	55/64	.344	1	9/16	9/16
6500-4-6	1/4	7/16 - 20	9/16 - 18	-	-	-	-	-
6500-5	5/16	1/2 - 20	1/2 - 20	59/64	.375	1-1/16	5/8	5/8
6500-6	3/8	9/16 - 18	9/16 - 18	1-1/32	.375	1-1/4	13/16	11/16
6500-6-8	3/8	9/16 - 18	3/4 - 16	-	-	-	-	-
6500-8-6	1/2	3/4 - 16	9/16 - 18	-	-	-	-	-
6500-8	1/2	3/4 - 16	3/4 - 16	1-7/32	.422	1-3/8	7/8	7/8
6500-8-10	1/2	3/4 - 16	7/8 - 14	-	-	-	-	-
6500-10-8	5/8	7/8 - 14	3/4 - 16	-	-	-	-	-
6500-10	5/8	7/8 - 14	7/8 - 14	1-27/64	.500	1-5/8	1-1/8	1
6500-12	3/4	1-1/16 - 12	1-1/16 - 12	1-5/8	.562	1-3/4	1-3/8	1-1/4
6500-14	7/8	1-3/16 - 12	1-3/16 - 12	1-23/32	.578	1-25/32	1-1/2	1-3/8
6500-16	1	1-5/16 - 12	1-5/16 - 12	1-25/32	.594	2	1-5/8	1-1/2
6500-20	1-1/4	1-5/8 - 12	1-5/8 - 12	2-1/32	.625	2-5/16	2-1/8	2
6500-24	1-1/2	1-7/8 - 12	1-7/8 - 12	2-19/64	.734	2-19/32	2-1/4	2-1/4
6500-32	2	2-1/2 - 12	2-1/2 - 12	3-1/32	.938	3-3/8	3-1/4	2-7/8

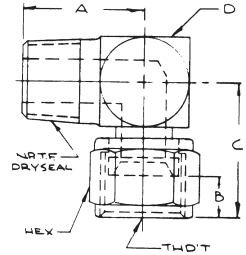
6500-L 90° SWIVEL ELBOW LONG



Part Number	Tube O.D.	JIC Male	JIC Female	A	B	C	D	Hex
6500-L-4	1/4	7/16 - 20	7/16 - 20	-	-	-	-	-
6500-L-6	3/8	9/16 - 18	9/16 - 18	-	-	-	-	-
6500-L-8	1/2	3/4 - 16	3/4 - 16	-	-	-	-	-
6500-L-10	5/8	7/8 - 14	7/8 - 14	-	-	-	-	-
6500-L-12	3/4	1-1/16 - 12	1-1/16 - 12	-	-	-	-	-

6501 90° SWIVEL ADAPTER

*



Part Number	Tube O.D.	NPTF Male	JIC Female	A	B +015 -000	C	D Min.	Hex
6501-2-4	1/4	1/8	7/16 - 20	25/32	.344	1	7/16	9/16
6501-2-5	5/16	1/8	1/2 - 20	25/32	.375	1-1/16	1/2	5/8
6501-4-4	1/4	1/4	7/16 - 20	-	-	-	-	-
6501-4-6	3/8	1/4	9/16 - 18	1-3/32	.375	1-1/4	9/16	11/16
6501-6	3/8	3/8	9/16 - 18	-	-	-	-	-
6501-6-8	1/2	3/8	3/4 - 16	1-7/32	.422	1-3/8	3/4	7/8
6501-8	1/2	1/2	3/4 - 16	-	-	-	-	-
6501-8-10	5/8	1/2	7/8 - 14	1-15/32	.500	1-5/8	7/8	1
6501-12-12	3/4	3/4	1-1/16 - 12	1-19/32	.562	1-3/4	1-1/16	1-1/4
6501-12-14	7/8	3/4	1-3/16 - 12	1-11/16	.578	1-25/32	1-3/16	1-3/8
6501-16-16	1	1	1-5/16 - 12	1-31/32	.594	2	1-5/16	1-1/2
6501-20-20	1-1/4	1-1/4	1-5/8 - 12	2-3/8	.625	2-5/16	1-5/8	2
6501-24-24	1-1/2	1-1/2	1-7/8 - 12	2-5/8	.734	2-19/32	1-7/8	2-1/4
6501-32-32	2	2	2-1/2 - 12	3	.938	3-3/8	2-1/2	2-7/8

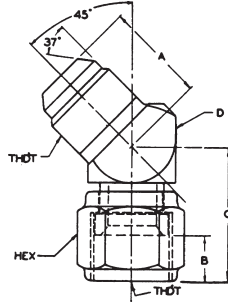


* Available in 316
Stainless Steel

Hydraulic Adapters & Tube Fittings

6502 45° SWIVEL ELBOW

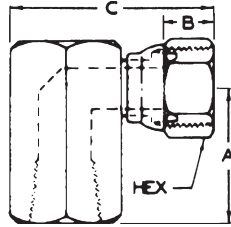
*



Part Number	Tube O.D.	JIC Male	JIC Female	A	B +015 -000	C	D	Hex
6502-4	1/4	7/16 - 20	7/16 - 20	45/64	.344	15/16	1/2	9/16
6502-5	5/16	1/2 - 20	1/2 - 20	3/4	.375	1	9/16	5/8
6502-6	3/8	9/16 - 18	9/16 - 18	13/16	.375	1-1/8	5/8	11/16
6502-8	1/2	3/4 - 16	3/4 - 16	31/32	.422	1-9/32	13/16	7/8
6502-10	5/8	7/8 - 14	7/8 - 14	1-3/32	.500	1-7/16	15/16	1
6502-12	3/4	1-1/16 - 12	1-1/16 - 12	1-17/64	.562	1-1/2	1-1/8	1-1/4
6502-14	7/8	1-3/16 - 12	1-3/16 - 12	1-3/8	.578	1-5/8	1-1/4	1-3/8
6502-16	1	1-5/16 - 12	1-5/16 - 12	1-29/64	.594	1-3/4	1-3/8	1-1/2
6502-20	1-1/4	1-5/8 - 12	1-5/8 - 12	1-37/64	.625	2-1/32	1-3/4	2
6502-24	1-1/2	1-7/8 - 12	1-7/8 - 12	1-49/64	.734	2-1/4	2	2-1/4
6502-32	2	2-1/2 - 12	2-1/2 - 12	2-13/64	.938	2-29/32	2-5/8	2-7/8

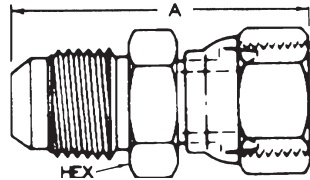
6503 90° NPTF FEMALE X JIC FEMALE

*



Part Number	Tube O.D.	NPTF Female	JIC Female	A	B	C	Hex
6503-4-4	1/4	1/4	7/16 - 20	-	-	-	-
6503-6-6	3/8	3/8	9/16 - 18	-	-	-	-
6503-8-8	1/2	1/2	3/4 - 16	-	-	-	-
6503-12-12	3/4	3/4	1-1/16 - 12	-	-	-	-
6503-16-16	1	1	1-5/16 - 12	-	-	-	-

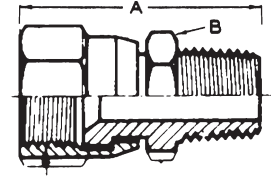
6504 JIC MALE X JIC FEMALE



Part Number	Tube O.D.	JIC Male	JIC Female	A	Hex
6504-4-4	1/4	7/16 - 20	7/16 - 20	-	-
6504-6-6	3/8	9/16 - 18	9/16 - 18	-	-
6504-8-8	1/2	3/4 - 16	3/4 - 16	-	-
6504-10-10	5/8	7/8 - 14	7/8 - 14	-	-
6504-12-12	3/4	1-1/16 - 12	1-1/16 - 12	-	-
6504-16-16	1	1-5/16 - 12	1-5/16 - 12	-	-
6504-20-20	1-1/4	1-5/8 - 12	1-5/8 - 12	-	-

6505 NPTF MALE X JIC FEMALE

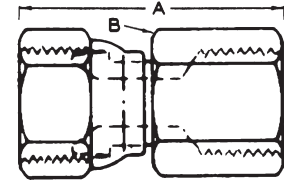
*



Part Number	Tube O.D.	NPTF Male	JIC Female	A	B
6505-2-4	1/4	1/8	7/16 - 20	-	-
6505-4-4	1/4	1/4	7/16 - 20	-	-
6505-4-5	5/16	1/4	1/2 - 20	-	-
6505-4-6	3/8	1/4	9/16 - 18	-	-
6505-6-6	3/8	3/8	9/16 - 18	-	-
6505-6-8	1/2	3/8	3/4 - 16	-	-
6505-8-8	1/2	1/2	3/4 - 16	-	-
6505-8-10	5/8	1/2	7/8 - 14	-	-
6505-12-12	3/4	3/4	1-1/16 - 12	-	-
6505-16-16	1	1	1-5/16 - 12	-	-
6505-20-20	1-1/4	1-1/4	1-5/8 - 12	-	-
6505-24-24	1-1/2	1-1/2	1-7/8 - 12	-	-
6505-32-32	2	2	2-1/2 - 12	-	-

6506 NPTF FEMALE X JIC FEMALE

*



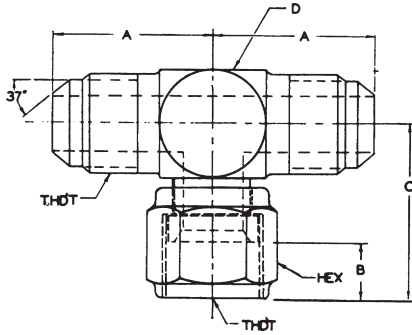
Part Number	Tube O.D.	NPTF Female	JIC Female	A	B
6506-2-4	1/4	1/8	7/16-20	-	-
6506-4-4	1/4	1/4	7/16-20	-	-
6506-4-6	3/8	1/4	9/16-18	-	-
6506-6-6	3/8	3/8	9/16-18	-	-
6506-6-8	1/2	3/8	3/4-16	-	-
6506-8-6	3/8	1/2	9/16-18	-	-
6506-8-8	1/2	1/2	3/4-16	-	-
6506-8-10	5/8	1/2	7/8-14	-	-
6506-12-10	5/8	3/4	7/8-14	-	-
6506-12-12	3/4	3/4	1-1/16-12	-	-
6506-12-14	7/8	3/4	1-3/16-12	-	-
6506-16-16	1	1	1-5/16-12	-	-
6506-20-20	1-1/4	1-1/4	1-5/8-12	-	-
6506-24-24	1-1/2	1-1/2	1-7/8-12	-	-
6506-32-32	2	2	2-1/2-12	-	-

Hydraulic Adapters & Tube Fittings

* Available in 316
Stainless Steel

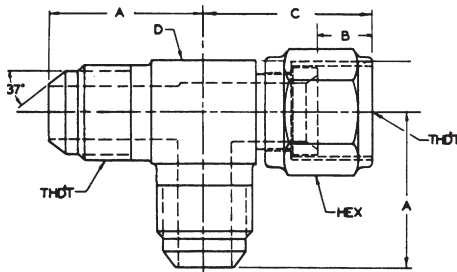


6600 SWIVEL TEE-OUTLET



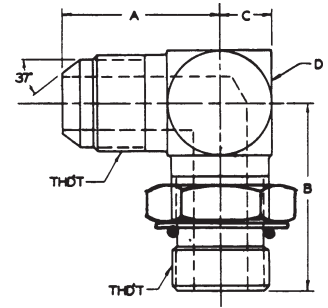
Part Number	Tube O.D.	JIC Male	JIC Male	JIC Female	A	B +015 -000	C	D Max	Hex
6600-4	1/4	7/16-20	7/16-20	7/16-20	55/64	.344	1	9/16	9/16
6600-5	5/16	1/2-20	1/2-20	1/2-20	59/64	.375	1-1/16	5/8	5/8
6600-6	3/8	9/16-18	9/16-18	9/16-18	1-1/32	.375	1-1/4	13/16	11/16
6600-8	1/2	3/4-16	3/4-16	3/4-16	1-7/32	.422	1-3/8	7/8	7/8
6600-10	5/8	7/8-14	7/8-14	7/8-14	1-27/64	.500	1-5/8	1-1/8	1
6600-12	3/4	1-1/16-12	1-1/16-12	1-1/16-12	1-5/8	.562	1-3/4	1-3/8	1-1/4
6600-14	7/8	1-3/16-12	1-3/16-12	1-3/16-12	1-23/32	.578	1-25/32	1-1/2	1-3/8
6600-16	1	1-5/16-12	1-5/16-12	1-5/16-12	1-25/32	.594	2	1-5/8	1-1/2
6600-20	1 1/4	1-5/8-12	1-5/8-12	1-5/8-12	2-1/32	.625	2-5/16	2-1/8	2
6600-24	1 1/2	1-7/8-12	1-7/8-12	1-7/8-12	2-19/64	.734	2-19/32	2-1/4	2-1/4
6600-32	2	2-1/2-12	2-1/2-12	2-1/2-12	3-1/32	.938	3-3/8	3-1/4	2-7/8

6602 SWIVEL TEE-RUN



Part Number	Tube O.D.	JIC Male	JIC Female	JIC Male	A	B +015 -000	C	D Max	Hex
6602-4	1/4	7/16 - 20	7/16 - 20	7/16 - 20	55/64	.344	1	9/16	9/16
6602-5	5/16	1/2 - 20	1/2 - 20	1/2 - 20	59/64	.375	1-1/16	5/8	5/8
6602-6	3/8	9/16 - 18	9/16 - 18	9/16 - 18	1-1/32	.375	1-1/4	13/16	11/16
6602-8	1/2	3/4 - 16	3/4 - 16	3/4 - 16	1-7/32	.422	1-3/8	7/8	7/8
6602-8-8-12	1/2	3/4 - 16	3/4 - 16	1-1/16 - 12	-	-	-	-	-
6602-10	5/8	7/8 - 14	7/8 - 14	7/8 - 14	1-27/64	.500	1-5/8	1-1/8	1
6602-12	3/4	1-1/16 - 12	1-1/16 - 12	1-1/16 - 12	1-5/8	.52	1-3/4	1-3/8	1-1/4
6602-14	7/8	1-3/16 - 12	1-3/16 - 12	1-3/16 - 12	1-23/32	.578	1-25/32	1-1/2	1-3/8
6602-16	1	1-5/16 - 12	1-5/16 - 12	1-5/16 - 12	1-25/32	.594	2	1-5/8	1-1/2
6602-20	1-1/4	1-5/8 - 12	1-5/8 - 12	1-5/8 - 12	2-1/32	.625	2-5/16	2-1/8	2
6602-24	1-1/2	1-7/8 - 12	1-7/8 - 12	1-7/8 - 12	2-19/64	.734	2-19/32	2-1/4	2-1/4
6602-32	2	2-1/2 - 12	2-1/2 - 12	2-1/2 - 12	3-1/32	.938	3-3/8	3-1/4	2-7/8

6801 90° ADJUSTABLE ELBOW



Part Number	Tube O.D.	JIC Male	ORB Male	A	B	C	D Max
6801-2	1/8	5/16 - 24	5/16 - 24	-	-	-	-
6801-3	3/16	3/8 - 24	3/8 - 24	-	-	-	-
6801-4	1/4	7/16 - 20	7/16 - 20	55/64	1-1/64	9/32	9/16
6801-4-5	1/4	7/16 - 20	1/2 - 20	-	-	-	-
6801-4-6	1/4	7/16 - 20	9/16 - 18	-	-	-	-
6801-4-8	1/4	7/16 - 20	3/4 - 16	-	-	-	-
6801-5-4	5/16	1/2 - 20	7/16 - 20	-	-	-	-
6801-5	5/16	1/2 - 20	1/2 - 20	59/64	1-5/64	5/16	5/8
6801-5-6	5/16	1/2 - 20	9/16 - 18	-	-	-	-
6801-6-4	3/8	9/16 - 18	7/16 - 20	-	-	-	-
6801-6-5	3/8	9/16 - 18	1/2 - 20	-	-	-	-
6801-6	3/8	9/16 - 18	9/16 - 18	1-1/32	1-15/64	13/32	13/16
6801-6-8	3/8	9/16 - 18	3/4 - 16	-	-	-	-
6801-6-10	3/8	9/16 - 18	7/8 - 14	-	-	-	-
6801-8-6	1/2	3/4 - 16	9/16 - 18	-	-	-	-
6801-8	1/2	3/4 - 16	3/4 - 16	1-7/32	1-7/16	7/16	7/8
6801-8-10	1/2	3/4 - 16	7/8 - 14	-	-	-	-
6801-8-12	1/2	3/4 - 16	1-1/16 - 12	-	-	-	-
6801-10-6	5/8	7/8 - 14	9/16 - 18	-	-	-	-
6801-10-8	5/8	7/8 - 14	3/4 - 16	-	-	-	-
6801-10	5/8	7/8 - 14	7/8 - 14	1-27/64	1-11/16	9/16	1-1/8
6801-10-12	5/8	7/8 - 14	1-1/16 - 12	-	-	-	-
6801-12-8	3/4	1-1/16 - 12	3/4 - 16	-	-	-	-
6801-12-10	3/4	1-1/16 - 12	7/8 - 14	-	-	-	-
6801-12	3/4	1-1/16 - 12	1-1/16 - 12	1-5/8	1-59/64	11/16	1-3/8
6801-12-14	3/4	1-1/16 - 12	1-3/16 - 12	-	-	-	-
6801-12-16	3/4	1-1/16 - 12	1-5/16 - 12	-	-	-	-
6801-12-20	3/4	1-1/16 - 12	1-5/8 - 12	-	-	-	-
6801-14-12	7/8	1-3/16 - 12	1-1/16 - 12	-	-	-	-
6801-14	7/8	1-3/16 - 12	1-3/16 - 12	1-23/32	1-63/64	3/4	1-1/2
6801-16-12	1	1-5/16 - 12	1-1/16 - 12	-	-	-	-
6801-16-14	1	1-5/16 - 12	1-3/16 - 12	-	-	-	-
6801-16	1	1-5/16 - 12	1-5/16 - 12	1-25/32	2-1/32	13/16	1-5/8
6801-16-20	1	1-5/16 - 12	1-5/8 - 12	-	-	-	-
6801-20-16	1-1/4	1-5/8 - 12	1-5/16 - 12	-	-	-	-
6801-20	1-1/4	1-5/8 - 12	1-5/8 - 12	2-1/32	2-15/64	1-1/16	2-1/8
6801-20-24	1-1/4	1-5/8 - 12	1-7/8 - 12	-	-	-	-
6801-24-20	1-1/2	1-7/8 - 12	1-5/8 - 12	-	-	-	-
6801-24	1-1/2	1-7/8 - 12	1-7/8 - 12	2-19/64	2-3/8	1-1/8	2-1/4
6801-32	2	2-1/2 - 12	2-1/2 - 12	3-1/32	2-7/8	1-5/8	3-1/4

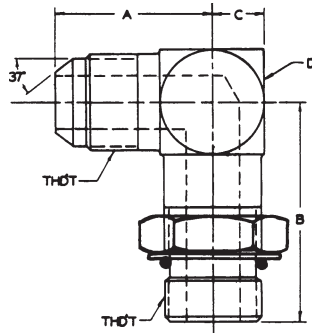


* Available in 316
Stainless Steel

Hydraulic Adapters & Tube Fittings

6801-L ADJUSTABLE ELBOW LONG

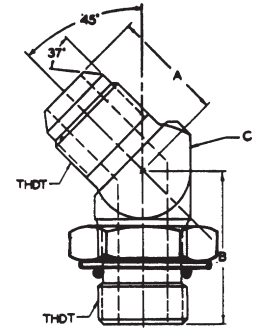
*



Part Number	Tube O.D.	JIC Male	ORB Male	A	B	C	D
6801-L-6	3/8	9/16 - 18	9/16 - 18	-	-	-	-
6801-L-8	1/2	3/4 - 16	3/4 - 16	-	-	-	-
6801-L-10	5/8	7/8 - 14	7/8 - 14	-	-	-	-
6801-L-12	3/4	1-1/16 - 12	1-1/16 - 12	-	-	-	-
6801-L-16	1	1-5/16 - 12	1-5/16 - 12	-	-	-	-

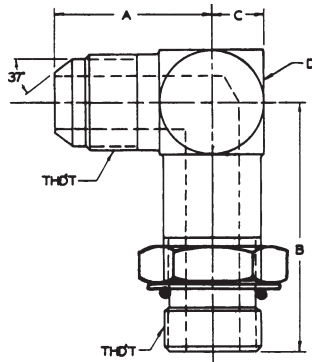
6802 45° ADJUSTABLE ELBOW

*



Part Number	Tube O.D.	JIC Male	ORB Male	A	B	C Max
6802-4	1/4	7/16 - 20	7/16 - 20	45/64	1-1/32	9/16
6802-5	5/16	1/2 - 20	1/2 - 20	3/4	1-1/32	5/8
6802-6-4	3/8	9/16 - 18	7/16 - 20	-	-	-
6802-6	3/8	9/16 - 18	9/16 - 18	13/16	1-1/8	13/16
6802-6-8	3/8	9/16 - 18	3/4 - 16	-	-	-
6802-8-6	1/2	3/4 - 16	9/16 - 18	-	-	-
6802-8	1/2	3/4 - 16	3/4 - 16	31/32	1-9/32	7/8
6802-8-10	1/2	3/4 - 16	7/8 - 14	-	-	-
6802-10-8	5/8	7/8 - 14	3/4 - 16	-	-	-
6802-10	5/8	7/8 - 14	7/8 - 14	1-3/32	1-1/2	1-1/8
6802-10-12	5/8	7/8 - 14	1-1/16 - 12	-	-	-
6802-12-10	3/4	1-1/16 - 12	7/8 - 14	-	-	-
6802-12	3/4	1-1/16 - 12	1-1/16 - 12	1-17/64	1-23/32	1-3/8
6802-12-16	3/4	1-1/16 - 12	1-5/16 - 12	-	-	-
6802-14	7/8	1-3/16 - 12	1-3/16 - 12	1-3/8	1-25/32	1-1/2
6802-16-12	1	1-5/16 - 12	1-1/16 - 12	-	-	-
6802-16	1	1-5/16 - 12	1-5/16 - 12	1-29/64	1-27/32	1-5/8
6802-20	1-1/4	1-5/8 - 12	1-5/8 - 12	1-37/64	1-57/64	2-1/8
6802-24	1-1/2	1-7/8 - 12	1-7/8 - 12	1-49/64	1-57/64	2-1/4
6802-32	2	2-1/2 - 12	2-1/2 - 12	2-13/64	1-27/32	3-1/4

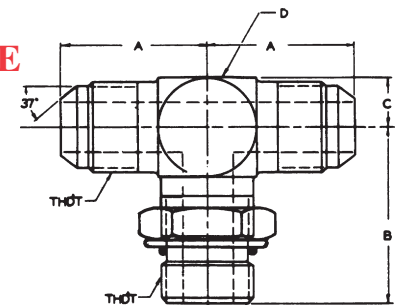
6801-LL ADJUSTABLE ELBOW EXTRA LONG



Part Number	Tube O.D.	JIC Male	ORB Male	A	B	C	D
6801-LL-6	3/8	9/16 - 18	9/16 - 18	-	-	-	-
6801-LL-8	1/2	3/4 - 16	3/4 - 16	-	-	-	-
6801-LL-10	5/8	7/8 - 14	7/8 - 14	-	-	-	-
6801-LL-12	3/4	1-1/16 - 12	1-1/16 - 12	-	-	-	-
6801-LL-16	1	1-5/16 - 12	1-5/16 - 12	-	-	-	-

6803 RUN TEE-ADJUSTABLE

*



Part Number	Tube O.D.	JIC Male	JIC Male	ORB Male	A	B	C	D Max
6803-4	1/4	7/16 - 20	7/16 - 20	7/16 - 20	55/64	1-1/64	9/32	9/16
6803-5	5/16	1/2 - 20	1/2 - 20	1/2 - 20	59/64	1-5/64	5/16	5/8
6803-6	3/8	9/16 - 18	9/16 - 18	9/16 - 18	1-1/32	1-15/64	13/32	13/16
6803-8	1/2	3/4 - 16	3/4 - 16	3/4 - 16	1-7/32	1-7/16	7/16	7/8
6803-10	5/8	7/8 - 14	7/8 - 14	7/8 - 14	1-27/64	1-11/16	9/16	1-1/8
6803-12	3/4	1-1/16 - 12	1 1/16 - 12	1-1/16 - 12	1-5/8	1-59/64	11/16	1-3/8
6803-14	7/8	1-3/16 - 12	1 3/16 - 12	1-3/16 - 12	1-23/32	1-63/64	3/4	1-1/2
6803-16	1	1-5/16 - 12	1 5/16 - 12	1-5/16 - 12	1-25/32	2-1/32	13/16	1-5/8
6803-20	1-1/4	1-5/8 - 12	1 5/8 - 12	1-5/8 - 12	2-1/32	2-15/64	1-1/16	2-1/8
6803-24	1-1/2	1-7/8 - 12	1 7/8 - 12	1-7/8 - 12	2-19/64	2-3/8	1-1/8	2-1/4
6803-32	2	2-1/2 - 12	2 1/2 - 12	2- 1/2 - 12	3-1/32	2-7/8	1-5/8	3-1/4

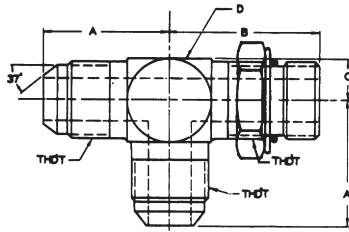
Hydraulic Adapters & Tube Fittings

* Available in 316
Stainless Steel



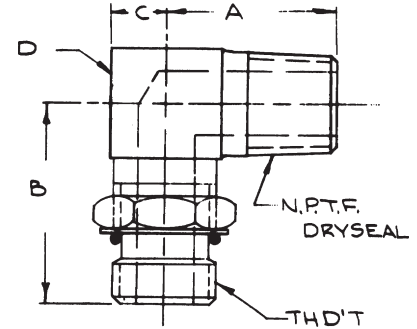
6804 ADJUSTABLE TEE

*



Part Number	Tube O.D.	JIC Male	ORB Male	JIC Male	A	B	C	D Max
6804-4	1/4	7/16 - 20	7/16 - 20	7/16 - 20	55/64	1-1/64	9/32	9/16
6804-5	5/16	1/2 - 20	1/2 - 20	1/2 - 20	59/64	1-5/64	5/16	5/8
6804-6	3/8	9/16 - 18	9/16 - 18	9/16 - 18	1-1/32	1-15/64	13/32	13/16
6804-8	1/2	3/4 - 16	3/4 - 16	3/4 - 16	1-7/32	1-7/16	7/16	7/8
6804-10	5/8	7/8 - 14	7/8 - 14	7/8 - 14	1-27/64	1-11/16	9/16	1-1/8
6804-12	3/4	1-1/16 - 12	1-1/16 - 12	1-1/16 - 12	1-5/8	1-59/64	11/16	1-3/8
6804-14	7/8	1-3/16 - 12	1-3/16 - 12	1-3/16 - 12	1-23/32	1-63/64	3/4	1-1/2
6804-16	1	1-5/16 - 12	1-5/16 - 12	1-5/16 - 12	1-25/32	2-1/32	13/16	1-5/8
6804-20	1-1/4	1-5/8 - 12	1-5/8 - 12	1-5/8 - 12	2-1/32	2-15/64	1-1/16	2-1/8
6804-24	1-1/2	1-7/8 - 12	1-7/8 - 12	1-7/8 - 12	2-19/64	2-3/8	1-1/8	2-1/4
6804-32	2	2-1/2 - 12	2-1/2 - 12	2-1/2 - 12	3-1/32	2-7/8	1-5/8	3-1/4

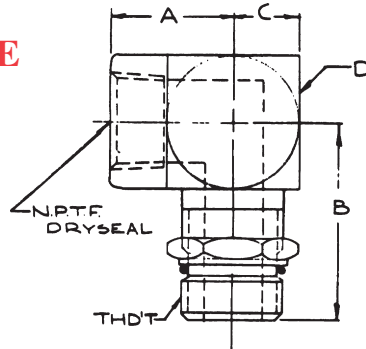
6806 90° ADJUSTABLE MALE ELBOW



Part Number	Tube O.D.	ORB Male	NPTF Male	A	B	C	D
6806-4-2	1/4	7/16 - 20	1/8	25/32	1-1/64	1/4	1/2
6806-4-4	1/4	7/16 - 20	1/4	-	-	-	-
6806-5-2	5/16	1/2 - 20	1/8	25/32	1-5/64	9/32	9/16
6806-6-4	3/8	9/16 - 18	1/4	1-1/32	1-15/64	5/16	5/8
6806-6-6	3/8	9/16 - 18	3/8	-	-	-	-
6806-8-6	1/2	3/4 - 16	3/8	1-7/32	1-7/16	13/32	13/16
6806-8-8	1/2	3/4 - 16	1/2	-	-	-	-
6806-10-8	5/8	7/8 - 14	1/2	1-7/16	1-11/16	15/32	15/16
6806-12-12	3/4	1-1/16 - 12	3/4	1-19/32	1-59/64	9/16	1-1/8
6806-14-12	7/8	1-3/16 - 12	3/4	1-1/32	1-63/64	5/8	1-1/4
6806-16-16	1	1-5/16 - 12	1	1-31/32	2-1/32	11/16	1-3/8
6806-20-20	1-1/4	1-5/8 - 12	1-1/4	2-3/8	2-15/64	7/8	1-3/4
6806-24-24	1-1/2	1-7/8 - 12	1-1/2	2-5/8	2-3/8	1	2
6806-32-32	2	2-1/2 - 12	2	3-1/16	2	1-5/16	2-5/8

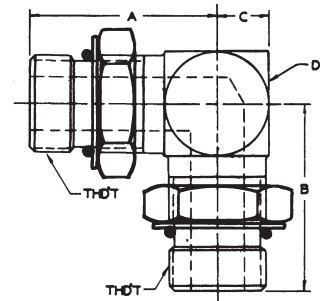
6805 90° ADJUSTABLE FEMALE ADAPTER

*



Part Number	Tube O.D.	ORB Male	NPTF Female	A	B	C	D
6805-4-2	1/4	7/16 - 20	1/8	41/64	1-5/64	5/16	5/8
6805-5-2	5/16	1/2 - 20	1/8	41/64	1-7/64	5/16	5/8
6805-6-4	3/8	9/16 - 18	1/4	13/16	1-15/64	3/8	3/4
6805-8-6	1/2	3/4 - 16	3/8	31/32	1-15/32	7/16	7/8
6805-10-6	5/8	7/8 - 14	3/8	-	-	-	-
6805-10-8	5/8	7/8 - 14	1/2	1-1/8	1-25/32	9/16	1-1/8
6805-12	3/4	1-1/16 - 12	3/4	-	-	-	-
6805-14-12	7/8	1-3/16 - 12	3/4	1-11/32	2-3/64	11/16	1-3/8
6805-16-12	1	1-5/16 - 12	3/4	-	-	-	-
6805-16	1	1-5/16 - 12	1	-	-	-	-
6805-20	1-1/4	1-5/8 - 12	1-1/4	-	-	-	-
6805-24	1-1/2	1-7/8 - 12	1-1/2	-	-	-	-
6805-32	2	2-1/2 - 12	2	-	-	-	-

6807 90° ORB MALE ADJUSTABLE



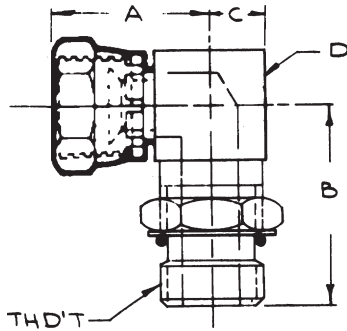
Part Number	Tube O.D.	ORB Male	ORB Male	A	B	C	D
6807-4-4	1/4	7/16 - 20	7/16 - 20	-	-	-	-
6807-6-6	3/8	9/16 - 18	9/16 - 18	-	-	-	-
6807-8-8	1/2	3/4 - 16	3/4 - 16	-	-	-	-
6807-10-10	5/8	7/8 - 14	7/8 - 14	-	-	-	-
6807-12-12	3/4	1-1/16 - 12	1-1/16 - 12	-	-	-	-
6807-16-16	1	1-5/16 - 12	1-5/16 - 12	-	-	-	-
6807-20-20	1-1/4	1-5/8 - 12	1-5/8 - 12	-	-	-	-
6807-24-24	1-1/2	1-7/8 - 12	1-7/8 - 12	-	-	-	-



* Available in 316
Stainless Steel

Hydraulic Adapters & Tube Fittings

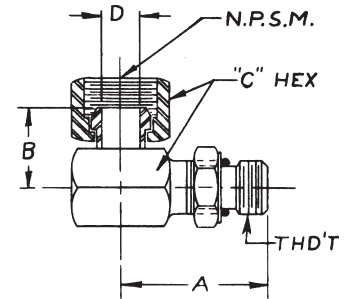
6809 90° ORB MALE ADJUSTABLE X JIC FEMALE



Part Number	Tube O.D.	ORB Male	JIC Female	A	B	C	D
6809-4-4	1/4	7/16 - 20	7/16 - 20	-	-	-	-
6809-6-6	3/8	9/16 - 18	9/16 - 18	-	-	-	-
6809-8-8	1/2	3/4 - 16	3/4 - 16	-	-	-	-
6809-10-10	5/8	7/8 - 14	7/8 - 14	-	-	-	-
6809-12-12	3/4	1-1/16 - 12	1-1/16 - 12	-	-	-	-
6809-16-16	1	1-5/16 - 12	1-5/16 - 12	-	-	-	-
6809-20-20	1-1/4	1-5/8 - 12	1-5/8 - 12	-	-	-	-

6901 90° BULKHEAD ADAPTER

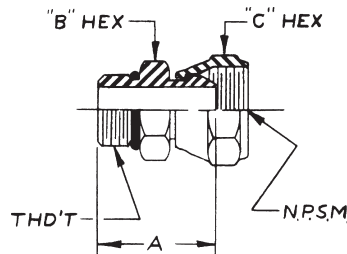
*



Part Number	Tube O.D.	ORB Male	NPSM Female	A	B	C	D
6901-4-4	1/4	7/16 - 20	1/4	1-7/64	3/4	11/16	15/64
6901-4-6	1/4	7/16 - 20	3/8	-	-	-	-
6901-6-4	3/8	9/16 - 18	1/4	-	-	-	-
6901-6-6	3/8	9/16 - 18	3/8	1-19/64	7/8	7/8	11/32
6901-6-8	3/8	9/16 - 18	1/2	-	-	-	-
6901-8-4	1/2	3/4 - 16	1/4	-	-	-	-
6901-8-6	1/2	3/4 - 16	3/8	-	-	-	-
6901-8-8	1/2	3/4 - 16	1/2	1-33/64	15/16	1	31/64
6901-8-12	1/2	3/4 - 16	3/4	-	-	-	-
6901-10-6	5/8	7/8 - 14	3/8	-	-	-	-
6901-10-8	5/8	7/8 - 14	1/2	-	-	-	-
6901-10-12	5/8	7/8 - 14	3/4	-	-	-	-
6901-12-8	3/4	1-1/16 - 12	1/2	-	-	-	-
6901-12-12	3/4	1-1/16 - 12	3/4	1-59/64	1-3/16	1-1/4	21/32
6901-12-16	3/4	1-1/16 - 12	1	-	-	-	-
6901-14-12	7/8	1-3/16 - 12	3/4	-	-	-	-
6901-16-12	1	1-5/16 - 12	3/4	-	-	-	-
6901-16-16	1	1-5/16 - 12	1	2-3/32	1-5/16	1-1/2	27/32
6901-20-12	1-1/4	1-5/8 - 12	3/4	-	-	-	-
6901-20-20	1-1/4	1-5/8 - 12	1-1/4	-	-	-	-
6901-24-24	1-1/2	1-7/8 - 12	1-1/2	-	-	-	-
6901-32-32	2	2-1/2 - 12	2	-	-	-	-

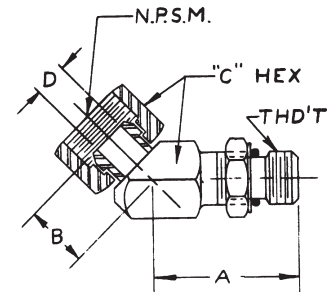
6900 BOSS TYPE UNION ADAPTER

*



Part Number	Tube O.D.	ORB Male	NPSM Female	A	B Hex	C Hex
6900-4-4	1/4	7/16 - 20	1/4	1.050	9/16	11/16
6900-5-4	5/16	1/2 - 20	1/4	-	-	-
6900-6-4	3/8	9/16 - 18	1/4	-	-	-
6900-6-6	3/8	9/16 - 18	3/8	1.140	11/16	7/8
6900-6-8	3/8	9/16 - 18	1/2	-	-	-
6900-8-4	1/2	3/4 - 16	1/4	-	-	-
6900-8-6	1/2	3/4 - 16	3/8	-	-	-
6900-8-8	1/2	3/4 - 16	1/2	1.234	7/9	1
6900-8-12	1/2	3/4 - 16	3/4	-	-	-
6900-10-6	5/8	7/8 - 14	3/8	-	-	-
6900-10-8	5/8	7/8 - 14	1/2	-	-	-
6900-10-12	5/8	7/8 - 14	3/4	-	-	-
6900-12-8	3/4	1-1/16 - 12	1/2	-	-	-
6900-12-12	3/4	1-1/16 - 12	3/4	1.580	1-1/4	1-1/4
6900-12-16	3/4	1-1/16 - 12	1	-	-	-
6900-14-12	7/8	1-3/16 - 12	3/4	-	-	-
6900-16-12	1	1-5/16 - 12	3/4	-	-	-
6900-16-16	1	1-5/16 - 12	1	1.657	1-1/2	1-1/2
6900-20-12	1-1/4	1-5/8 - 12	3/4	-	-	-
6900-20-16	1-1/4	1-5/8 - 12	1	-	-	-
6900-20-20	1-1/4	1-5/8 - 12	1-1/4	1.688	1-7/8	1-7/8
6900-24-20	1-1/2	1-7/8 - 12	1-1/4	-	-	-
6900-24-24	1-1/2	1-7/8 - 12	1-1/2	1.781	2-1/8	2-1/8
6900-32-32	2	2-1/2 - 12	2	1.938	2-3/4	2-5/8

6902 45° BULKHEAD ADAPTER

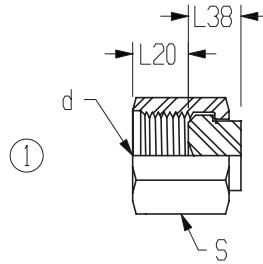


Part Number	Tube O.D.	ORB Male	NPSM Female	A	B	C	D
6902-4-4	1/4	7/16 - 20	1/4	-	-	-	-
6902-6-4	3/8	9/16 - 18	1/4	-	-	-	-
6902-6-6	3/8	9/16 - 18	3/8	1-1/16	45/64	7/8	11/32
6902-6-8	3/8	9/16 - 18	1/2	-	-	-	-
6902-8-6	1/2	3/4 - 16	3/8	-	-	-	-
6902-8-8	1/2	3/4 - 16	1/2	1-1/8	13/16	1	31/64
6902-8-12	1/2	3/4 - 16	3/4	-	-	-	-
6902-10-6	5/8	7/8 - 14	3/8	-	-	-	-
6902-10-8	5/8	7/8 - 14	1/2	-	-	-	-
6902-10-12	5/8	7/8 - 14	3/4	-	-	-	-
6902-12-8	3/4	1-1/16 - 12	1/2	-	-	-	-
6902-12-12	3/4	1-1/16 - 12	3/4	1-1/2	31/32	1-1/4	21/32
6902-16-16	1	1-5/16 - 12	1	-	-	-	-
6902-20-20	1-1/4	1-5/8 - 12	1-1/4	-	-	-	-
6902-24-24	1-1/2	1-7/8 - 12	1-1/2	-	-	-	-

O-Ring Face Seal Adapters

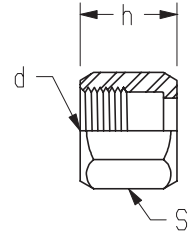


FF304-C CAP NUT



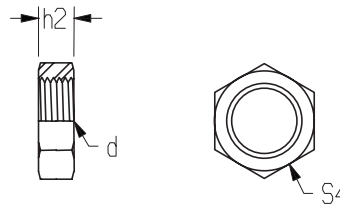
Part Number	Tube OD	d UN/UNF-2B	L20	L38	S
FF304-C-4	1/4	9/16 - 18	.31	.34	.69
FF304-C-6	3/8	11/16 - 16	.33	.37	.81
FF304-C-8	1/2	13/16 - 16	.39	.47	.94
FF304-C-10	5/8	1 - 14	.49	.47	1.13
FF304-C-12	3/4	1-3/16 - 12	.54	.53	1.38
FF304-C-16	1	1-7/16 - 12	.53	.59	1.63
FF304-C-20	1-1/4	1-11/16 - 12	.53	.59	1.88
FF304-C-24	1-1/2	2 - 12	.53	.59	2.25

FF318 TUBE NUT



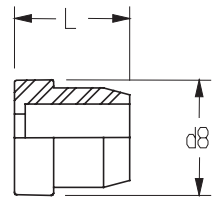
Part Number	Tube OD	d UN/UNF-2B	h2	S4
FF318-4	1/4	9/16 - 18	.58	.69
FF318-6	3/8	11/16 - 16	.67	.81
FF318-8	1/2	13/16 - 16	.83	.94
FF318-10	5/8	1 - 14	.93	1.13
FF318-12	3/4	1-3/16 - 12	1.02	1.38
FF318-16	1	1-7/16 - 12	1.10	1.63
FF318-20	1-1/4	1-11/16 - 12	1.10	1.88
FF318-24	1-1/2	2 - 12	1.10	2.25

FF306 BULKHEAD LOCK NUT



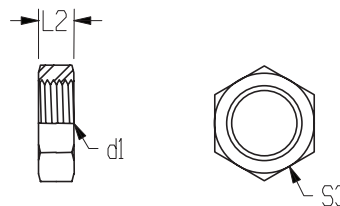
Part Number	Tube OD	d UN/UNF-2B	h2	S4
FF306-4 LN	1/4	9/16 - 18	.27	.81
FF306-6 LN	3/8	11/16 - 16	.31	1.00
FF306-8 LN	1/2	13/16 - 16	.35	1.13
FF306-10 LN	5/8	1 - 14	.41	1.31
FF306-12 LN	3/4	1-3/16 - 12	.41	1.50
FF306-16 LN	1	1-7/16 - 12	.41	1.75
FF306-20 LN	1-1/4	1-11/16 - 12	.41	2.00
FF306-24 LN	1-1/2	2 - 12	.41	2.38

FF319 TUBE SLEEVE



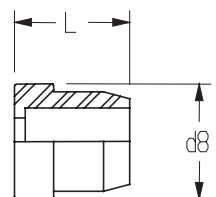
Part Number	Tube OD	L	d8
FF319-4 UNPL	1/4	.37	.50
FF319-6-4 UNPL	3/8-1/4	.41	.62
FF319-6 UNPL	3/8	.37	.62
FF319-8 UNPL	1/2	.37	.75
FF319-10 UNPL	5/8	.41	.92
FF319-12 UNPL	3/4	.55	1.10
FF319-16 UNPL	1	.61	1.35
FF319-20 UNPL	1-1/4	.61	1.60
FF319-24 UNPL	1-1/2	.61	1.71

FF306-N ADJUSTABLE LOCK NUT



Part Number	Tube OD	d1 UN/UNF-2B	L2	S3
FF306-N-4	1/4	7/16 - 20	.31	.63
FF306-N-6	3/8	9/16 - 18	.33	.75
FF306-N-8	1/2	3/4 - 16	.41	.94
FF306-N-10	5/8	7/8 - 14	.45	1.06
FF306-N-12	3/4	1-1/16 - 12	.50	1.38
FF306-N-14	7/8	1-3/16 - 12	.50	1.50
FF306-N-16	1	1-7/16 - 12	.54	1.63
FF306-N-20	1-1/4	1-5/8 - 12	.54	1.88
FF306-N-24	1-1/2	1-7/8 - 12	.54	2.13

FF320 TUBE SLEEVE

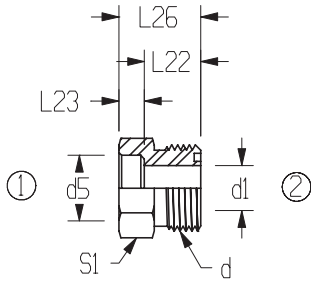


Part Number	Tube OD	L	d8
FF320-6	3/8	.34	.62
FF320-10	5/8	.42	.92
FF320-12	3/4	.48	1.09
FF320-16	1	.53	1.34
FF320-24	1-1/2	.49	1.91



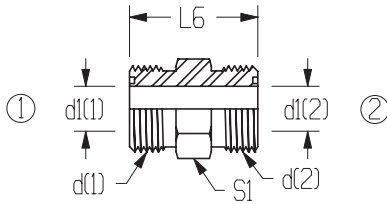
O-Ring Face Seal Adapters

FF403 BRAZE TUBE UNION



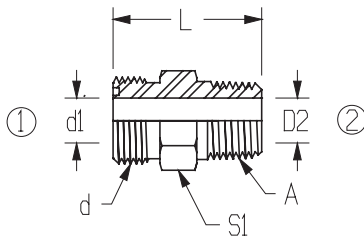
Part Number	Tube OD	d UN/UNF-2A	L26	L22	L23	S1	d1	d5
FF403-4-4	1/4-1/4	9/16 - 18	.86	.53	.33	.63	.17	.26
FF403-6-6	3/8-3/8	11/16 - 16	.90	.57	.33	.75	.26	.38
FF403-6-8	3/8-1/2	13/16 - 16	.97	.64	.33	.88	.26	.38
FF403-10-10	5/8-5/8	1 - 14	1.07	.74	.33	1.06	.48	.63
FF403-12-12	3/4-3/4	1-3/16 - 12	1.32	.83	.49	1.25	.61	.76
FF403-16-12	1-3/4	1-3/16 - 12	1.52	.97	.55	1.50	.61	1.01
FF403-16-16	1-1	1-7/16 - 12	1.52	.97	.55	1.50	.81	1.01
FF403-20-20	1-1/4 - 1-1/4	1-11/16 - 12	1.52	.97	.55	1.75	1.02	1.26
FF403-24-20	1-1/2 - 1-1/4	1-11/16 - 12	1.52	.97	.55	2.13	1.02	1.51

FF2403 MALE TUBE UNION



Part Number	Tube OD	d UN/UNF-2A	UN/UNF-2A	L22	L23	S1	d1
FF2403-4-4-O	1/4 - 1/4	9/16 - 18	9/16 - 18	1.08	.63	.17	.17
FF2403-6-4-O	3/8 - 1/4	11/16 - 16	9/16 - 18	1.17	.75	.26	.17
FF2403-6-6-O	3/8 - 3/8	11/16 - 16	11/16 - 16	1.22	.75	.26	.26
FF2403-8-6-O	1/2 - 3/8	13/16 - 16	11/16 - 16	1.33	.88	.38	.26
FF2403-8-8-O	1/2 - 1/2	13/16 - 16	13/16 - 16	1.39	.88	.38	.38
FF2403-10-8-O	5/8 - 1/2	1 - 14	13/16 - 16	1.57	1.06	.48	.38
FF2403-10-10-O	5/8 - 5/8	1 - 14	1 - 14	1.68	1.06	.48	.48
FF2403-12-8-O	3/4 - 1/2	1-3/16 - 12	13/16 - 16	1.69	1.25	.61	.38
FF2403-12-10-O	3/4 - 5/8	1-3/16 - 12	1 - 14	1.80	1.25	.61	.48
FF2403-12-12-O	3/4 - 3/4	1-3/16 - 12	1-3/16 - 12	1.86	1.25	.61	.61
FF2403-16-12-O	1 - 3/4	1-7/16 - 12	1-3/16 - 12	1.92	1.50	.81	.61
FF2403-16-16-O	1 - 1	1-7/16 - 12	1-7/16 - 12	1.94	1.50	.81	.81
FF2403-20-16-O	1-1/4 - 1	1-11/16 - 12	1-7/16 - 12	2.02	1.75	1.02	.81
FF2403-20-20-O	1-1/4 - 1-1/4	1-11/16 - 12	1-11/16 - 12	2.02	1.75	1.02	1.02
FF2403-24-24-O	1-1/2 - 1-1/2	2 - 12	2 - 12	2.09	2.13	1.26	1.26

FF2404 MALE CONNECTOR



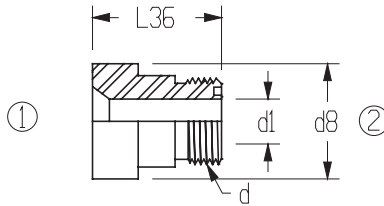
Part Number	Tube OD	d UN/UNF-2A	A NPTF	L	S1	d1	D2
FF2404-4-2-O	1/4	9/16 - 18	1/8 - 27	1.08	.63	.17	.17
FF2404-4-4-O	1/4	9/16 - 18	1/4 - 18	1.28	.63	.17	.17
FF2404-4-6-O	1/4	9/16 - 18	3/8 - 18	1.35	.75	.17	.17
FF2404-6-2-O	3/8	11/16 - 16	1/8 - 27	1.13	.75	.26	.19
FF2404-6-4-O	3/8	11/16 - 16	1/4 - 18	1.36	.75	.26	.26
FF2404-6-6-O	3/8	11/16 - 16	3/8 - 18	1.36	.75	.26	.26
FF2404-6-8-O	3/8	11/16 - 16	1/2 - 14	1.57	.88	.26	.26
FF2404-8-6-O	1/2	13/16 - 12	3/8 - 18	1.47	.88	.38	.38
FF2404-8-8-O	1/2	13/16 - 16	1/2 - 14	1.66	.88	.38	.38
FF2404-8-12-O	1/2	13/16 - 16	3/4 - 14	1.79	1.13	.38	.38
FF2404-10-8-O	5/8	1 - 14	1/2 - 14	1.84	1.06	.48	.48
FF2404-10-12-O	5/8	1 - 14	3/4 - 14	1.84	1.13	.48	.48
FF2404-12-8-O	3/4	1-3/16 - 12	1/2 - 14	1.96	1.25	.61	.53
FF2404-12-12-O	3/4	1-3/16 - 12	3/4 - 14	1.96	1.25	.61	.61
FF2404-12-16-O	3/4	1-3/16 - 12	1 - 11-1/2	2.19	1.38	.61	.61
FF2404-16-12-O	1	1-7/16 - 12	3/4 - 14	2.02	1.50	.81	.72
FF2404-16-16-O	1	1-7/16 - 12	1 - 11-1/2	2.21	1.50	.81	.81
FF2404-20-16-O	1-1/4	1-11/16 - 12	1 - 11-1/2	2.29	1.75	1.02	.94
FF2404-20-20-O	1-1/4	1-11/16 - 12	1-1/4 - 11-1/2	2.32	1.88	1.02	1.02
FF2404-24-24-O	1-1/2	2 - 12	1-1/2 - 11-1/2	2.42	2.13	1.26	1.26

O-Ring Face Seal Adapters



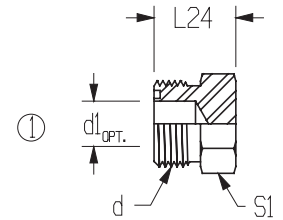
FF2407 REDUCING ADAPTER

Available with or without nut. Call customer service for availability.



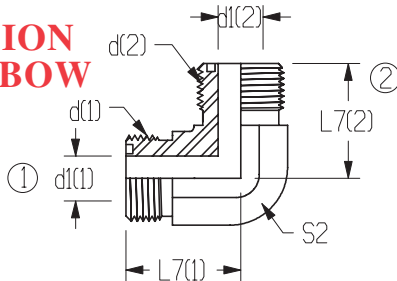
Part Number	Tube OD	D UN/UNF-2A	L36	d8	d1
FF2407-6-4-O	3/8 - 1/4	9/16 - 18	.77	.62	.17
FF2407-8-4-O	1/2 - 1/4	9/16 - 18	.86	.75	.17
FF2407-8-6-O	1/2 - 3/8	11/16 - 16	.88	.75	.26
FF2407-10-4-O	5/8 - 1/4	9/16 - 18	.90	.92	.17
FF2407-10-6-O	5/8 - 3/8	11/16 - 16	.95	.92	.26
FF2407-10-8-O	5/8 - 1/2	13/16 - 16	1.01	.92	.38
FF2407-12-4-O	3/4 - 1/4	9/16 - 18	.98	1.10	.17
FF2407-12-6-O	3/4 - 3/8	11/16 - 16	1.03	1.10	.26
FF2407-12-8-O	3/4 - 1/2	13/16 - 16	1.09	1.10	.38
FF2407-16-8-O	1 - 1/2	13/16 - 16	1.15	1.35	.38
FF2407-12-10-O	3/4 - 5/8	1 - 14	1.16	1.09	.48
FF2407-16-12-O	1 - 3/4	1-3/16 - 12	1.30	1.35	.61
FF2407-20-12-O	1-1/4 - 3/4	1-3/16 - 12	1.32	1.60	.61
FF2407-20-16-O	1-1/4 - 1	1-7/16 - 12	1.34	1.57	.81
FF2407-24-16-O	1-1/2 - 1	1-7/16 - 12	1.34	1.91	.81

FF2408 MALE TUBE PLUG



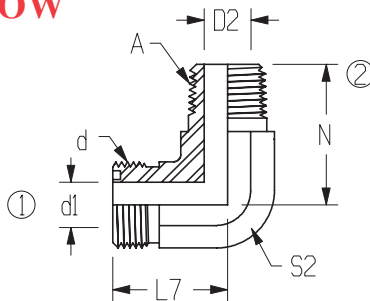
Part Number	Tube OD	d UN/UNF-2A	L24	S1	d1 (OPT)
FF2408-4-O	1/4	9/16 - 18	.66	.63	.17
FF2408-6-O	3/8	11/16 - 16	.75	.75	.26
FF2408-8-O	1/2	13/16 - 16	.85	.88	.38
FF2408-10-O	5/8	1 - 14	1.02	1.06	.48
FF2408-12-O	3/4	1-3/16 - 12	1.08	1.25	.61
FF2408-16-O	1	1-7/16 - 12	1.10	1.50	.81
FF2408-20-O	1-1/4	1-11/16 - 12	1.10	1.75	1.02
FF2408-24-O	1-1/2	2 - 12	1.10	2.13	1.26

FF2500 90° UNION ELBOW



Part Number	Tube OD	d (1) UN/UNF-2A	d (2) UN/UNF-2A	L7 (1)	L7 (2)	S2	d1 (1)	d1 (2)
FF2500-4-4-O	1/4 - 1/4	9/16 - 18	9/16 - 18	.85	.85	.56	.17	.17
FF2500-6-6-O	3/8 - 3/8	11/16 - 16	11/16 - 16	.98	.98	.75	.26	.26
FF2500-8-8-O	1/2 - 1/2	13/16 - 16	13/16 - 16	1.10	1.10	.75	.38	.38
FF2500-10-10-O	5/8 - 5/8	1 - 14	1 - 14	1.31	1.31	1.06	.48	.48
FF2500-12-12-O	3/4 - 3/4	1-3/16 - 12	1-3/16 - 12	1.47	1.47	1.19	.61	.61
FF2500-16-16-O	1 - 1	1-7/16 - 12	1-7/16 - 12	1.64	1.64	1.44	.81	.81
FF2500-20-20-O	1-1/4 - 1-1/4	1-11/16 - 12	1-11/16 - 12	1.76	1.76	1.63	1.02	1.02
FF2500-24-24-O	1-1/2 - 1-1/2	2 - 12	2 - 12	1.92	1.92	1.88	1.26	1.26

FF2501 90° MALE ELBOW

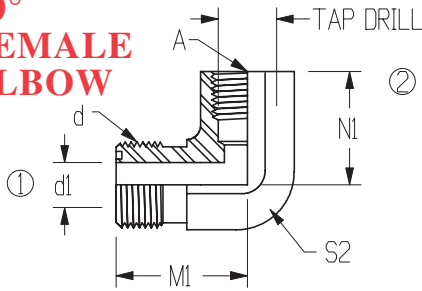


Part Number	Tube OD	d UN/UNF-2A	A NPTF	L7	N	S2	d1	D2
FF2501-4-2-O	1/4	9/16-18	1/8-27	.85	.80	.55	.17	.19
FF2501-4-4-O	1/4	9/16-18	1/4-18	.85	1.12	.56	.17	.28
FF2501-4-6-O	1/4	9/16-18	3/8-18	.85	1.22	.75	.17	.41
FF2501-6-4-O	3/8	11/16-16	1/4-18	.98	1.09	.75	.26	.28
FF2501-6-6-O	3/8	11/16-16	3/8-18	1.04	1.22	.75	.26	.41
FF2501-6-8-O	3/8	11/16-16	1/2-14	1.15	1.47	.88	.26	.53
FF2501-8-6-O	1/2	13/16-16	3/8-18	1.10	1.22	.75	.38	.41
FF2501-8-8-O	1/2	13/16-16	1/2-14	1.10	1.47	.94	.38	.53
FF2501-10-8-O	5/8	1-14	1/2-14	1.31	1.47	.94	.48	.53
FF2501-10-12-O	5/8	1-14	3/4-14	1.59	1.41	1.06	.48	.72
FF2501-12-8-O	3/4	1 3/16-12	1/2-14	1.59	1.47	1.19	.61	.53
FF2501-12-12-O	3/4	13/16-12	3/4-14	1.47	1.59	1.18	.61	.72
FF2501-12-16-O	3/4	1 3/16-12	1-11 1/2	1.62	2.01	1.44	.61	.94
FF2501-16-12-O	1	1 7/16-12	3/4-14	1.64	1.78	1.44	.81	.72
FF2501-16-16-O	1	1 7/16-12	1-11 1/2	1.64	2.01	1.44	.81	.94
FF2501-16-20-O	1	1 7/16-12	1 1/4-11 1/2	1.76	2.38	1.63	.81	1.25
FF2501-20-16-O	1 1/4	1 11/16-12	1-11 1/2	1.76	2.01	1.63	1.02	.94
FF2501-20-20-O	1 1/4	1 11/16-12	1 1/4-11 1/2	1.76	2.38	1.63	1.02	1.25
FF2501-20-24-O	1 1/4	1 11/16-12	1 1/2-11 1/2	1.92	2.43	1.88	1.02	1.50
FF2501-24-20-O	1 1/2	2-12	1 1/4-11 1/2	1.92	2.40	1.88	1.26	1.25
FF2501-24-24-O	1 1/2	2-12	1 1/2-11 1/2	1.92	2.43	1.88	1.26	1.50



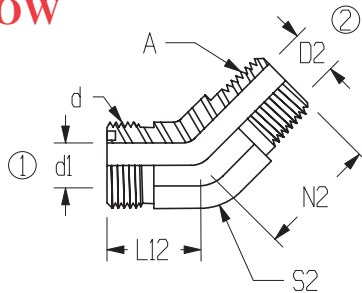
O-Ring Face Seal Adapters

FF2502 90° FEMALE ELBOW



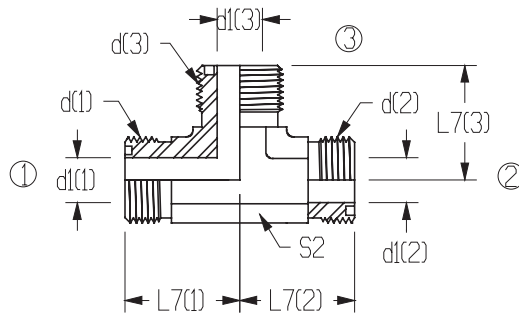
Part Number	Tube OD	d UN/UNF-2A	A NPTF	M1	N1	S2	d1	Tap Drill
FF2502-12-12-O	3/4	1-3/16 - 12	3/4 - 14	1.64	1.36	1.44	.61	.91
FF2502-16-16-O	1	1-7/16 - 12	1 - 11-1/2	1.76	1.62	1.63	.81	1.14
FF2502-20-20-O	1-1/4	1-11/16 - 12	1-1/4 - 11-1/2	1.92	1.70	1.88	1.02	1.48

FF2503 45° MALE ELBOW



Part Number	Tube OD	D UN/UNF-2A	A NPTF	L12	N2	S2	d1	D2
FF2503-4-2-O	1/4	9/16 - 18	1/8 - 27	.63	.64	.55	.17	.19
FF2503-4-4-O	1/4	9/16 - 18	1/4 - 18	.68	.86	.55	.17	.28
FF2503-4-6-O	1/4	9/16 - 18	3/8 - 18	.68	.95	.75	.17	.41
FF2503-6-4-O	3/8	11/16 - 16	1/4 - 18	.74	.86	.75	.26	.28
FF2503-6-6-O	3/8	11/16 - 16	3/8 - 18	.74	.95	.75	.26	.41
FF2503-6-8-O	3/8	11/16 - 16	1/2 - 14	.74	1.17	.87	.26	.53
FF2503-8-6-O	1/2	13/16 - 16	3/8 - 18	.80	.95	.75	.38	.41
FF2503-8-8-O	1/2	13/16 - 16	1/2 - 14	.80	1.17	.75	.38	.53
FF2503-10-8-O	5/8	1 - 14	1/2 - 14	.92	1.17	1.06	.48	.53
FF2503-12-12-O	3/4	1-3/16 - 12	3/4 - 14	1.02	1.30	1.18	.61	.72
FF2503-12-16-O	3/4	1-3/16 - 12	1 - 11-1/2	1.02	1.48	1.42	.61	.94
FF2503-16-12-O	1	1-7/16 - 12	3/4 - 14	1.18	1.30	1.42	.81	.72
FF2503-16-16-O	1	1-7/16 - 12	1 - 11-1/2	1.18	1.48	1.42	.81	.94
FF2503-16-20-O	1	1-7/16 - 12	1-1/4 - 11-1/2	1.18	1.66	1.61	.81	1.25
FF2503-20-16-O	1-1/4	1-11/16 - 12	1 - 11-1/2	1.28	1.63	1.61	1.02	.94
FF2503-20-20-O	1-1/4	1-11/16 - 12	1-1/4 - 11-1/2	1.28	1.67	1.61	1.02	1.25

FF2603 UNION TEE



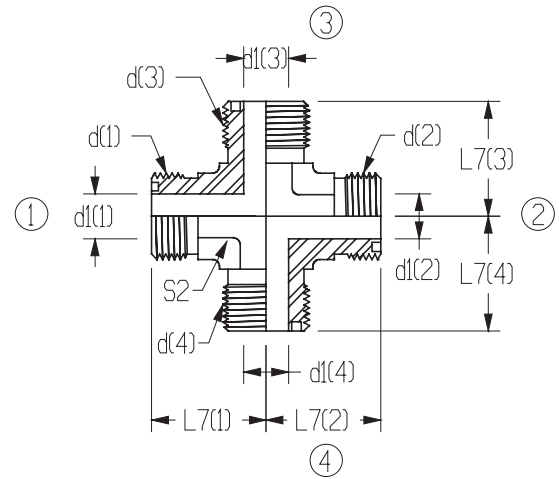
Part Number	Tube OD	d (1) UN/UNF-2A	d (2) UN/UNF-2A	d (3) UN/UNF-2A	L7 (1)	L7 (2)	L7 (3)	S2	d1 (1)	d1 (2)	d1 (3)
FF2603-4-4-4-O	1/4 - 1/4 - 1/4	9/16 - 18	9/16 - 18	9/16 - 18	.85	.85	.85	.56	.17	.17	.17
FF2603-6-6-6-O	3/8 - 3/8 - 3/8	11/16 - 16	11/16 - 16	11/16 - 16	.98	.98	.98	.75	.26	.26	.26
FF2603-8-8-6-O	1/2 - 1/2 - 3/8	13/16 - 16	13/16 - 16	11/16 - 16	1.10	1.10	1.04	.75	.38	.38	.26
FF2603-8-8-8-O	1/2 - 1/2 - 1/2	13/16 - 16	13/16 - 16	13/16 - 16	1.10	1.10	1.10	.75	.38	.38	.38
FF2603-8-8-10-O	1/2 - 1/2 - 5/8	13/16 - 16	13/16 - 16	1 - 14	.38	.38	.49	1.06	.38	.38	.49
FF2603-10-6-10-O	5/8 - 3/8 - 5/8	1 - 14	11/16 - 16	1 - 14	1.31	1.15	1.31	1.06	.49	.26	.49
FF2603-10-10-10-O	5/8 - 5/8 - 5/8	1 - 14	1 - 14	1 - 14	1.31	1.31	1.31	1.06	.49	.49	.49
FF2603-12-12-12-O	3/4 - 3/4 - 3/4	1-3/16 - 12	1-3/16 - 12	1-3/16 - 12	1.47	1.47	1.47	1.19	.61	.61	.61
FF2603-16-16-10-O	1 - 1 - 5/8	1-7/16 - 12	1-7/16 - 12	1 - 14	1.64	1.64	1.56	1.42	.81	.81	.49
FF2603-16-16-12-O	1 - 1 - 3/4	1-7/16 - 12	1-7/16 - 12	1-3/16 - 12	1.64	1.64	1.62	1.42	.81	.81	.61
FF2603-16-16-16-O	1 - 1 - 1	1-7/16 - 12	1-7/16 - 12	1-7/16 - 12	1.64	1.64	1.64	1.44	.81	.81	.81
FF2603-20-20-20-O	1-1/4 - 1-1/4 - 1-1/4	1-11/16 - 12	1-11/16 - 12	1-11/16 - 12	1.76	1.76	1.76	1.61	1.02	1.02	1.02
FF2603-24-24-24-O	1-1/2 - 1-1/2 - 1-1/2	2 - 12	2 - 12	2 - 12	1.92	1.92	1.92	1.97	1.26	1.26	1.26

O-Ring Face Seal Adapters

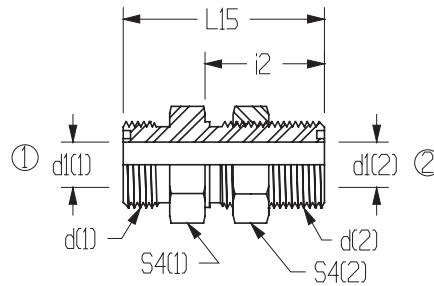


FF2650 UNION CROSS

INFORMATION AVAILABLE UPON REQUEST.
CALL CUSTOMER SERVICE FOR DETAILS.



FF2700 BULKHEAD UNION

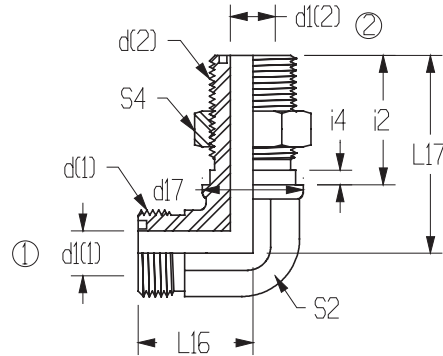


Part Number	Tube OD	d (1) UN/UNF-2A	d (2) UN/UNF-2A	L15	i2	S4 (1)	S4 (2)	d1 (1)	d1 (2)
FF2700-4-4-O	1/4 - 1/4	9/16 - 18	9/16 - 18	1.90	1.24	.81	.81	.17	.17
FF2700-6-6-O	3/8 - 3/8	11/16 - 16	11/16 - 16	2.09	1.34	1.00	1.00	.26	.26
FF2700-8-8-O	1/2 - 1/2	13/16 - 16	13/16 - 16	2.30	1.44	1.13	1.13	.38	.38
FF2700-10-10-O	5/8 - 5/8	1 - 14	1 - 14	2.62	1.60	1.31	1.31	.48	.48
FF2700-12-12-O	3/4 - 3/4	1-3/16 - 12	1-3/16 - 12	2.72	1.64	1.50	1.50	.61	.61
FF2700-16-16-O	1 - 1	1-7/16 - 12	1-7/16 - 12	2.76	1.66	1.75	1.75	.81	.81
FF2700-20-20-O	1-1/4 - 1-1/4	1-11/16 - 12	1-11/16 - 12	2.76	1.66	2.00	2.00	1.02	1.02
FF2700-24-24-O	1-1/2 - 1-1/2	2 - 12	2 - 12	2.76	1.66	2.38	2.38	1.26	1.26



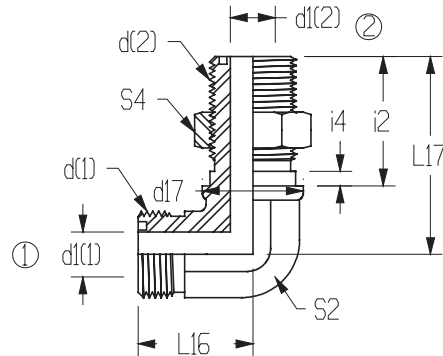
O-Ring Face Seal Adapters

FF2701 90° BULKHEAD ELBOW



Part Number	Tube OD	d (1) UN/UNF-2A	d (2) UN/UNF-2A	L16	L17	i2	i4	d17	S4	S2	d1 (1)	d1 (2)
FF2701-4-4-O	1/4 - 1/4	9/16 - 18	9/16 - 18	.89	1.85	1.24	.06	.69	.81	.56	.17	.17
FF2701-6-6-O	3/8 - 3/8	11/16 - 16	11/16 - 16	1.02	2.05	1.30	.06	.87	1.00	.75	.26	.26
FF2701-8-8-O	1/2 - 1/2	13/16 - 16	13/16 - 16	1.14	2.18	1.37	.06	1.00	1.13	.75	.38	.38
FF2701-10-10-O	5/8 - 5/8	1 - 14	1 - 14	1.36	2.48	1.54	.06	1.19	1.31	1.06	.48	.48
FF2701-12-12-O	3/4 - 3/4	1-3/16 - 12	1-3/16 - 12	1.52	2.65	1.59	.06	1.37	1.50	1.19	.61	.61
FF2701-16-16-O	1 - 1	1-7/16 - 12	1-7/16 - 12	1.67	2.80	1.61	.06	1.62	1.75	1.44	.81	.81
FF2701-20-16-O	1-1/4 - 1	1-11/16 - 12	1-7/16 - 12	1.79	2.97	1.60	.06	1.62	1.75	1.61	1.02	.81
FF2701-20-20-O	1-1/4 - 1-1/4	1-11/16 - 12	1-11/16 - 12	1.79	2.97	1.66	.06	1.87	2.00	1.61	1.02	1.02
FF2701-24-24-O	1-1/2 - 1-1/2	2 - 12	2 - 12	1.95	3.13	1.66	.06	2.19	2.38	1.87	1.26	1.26

FF2701 90° BULKHEAD ELBOW W/LOCK NUT

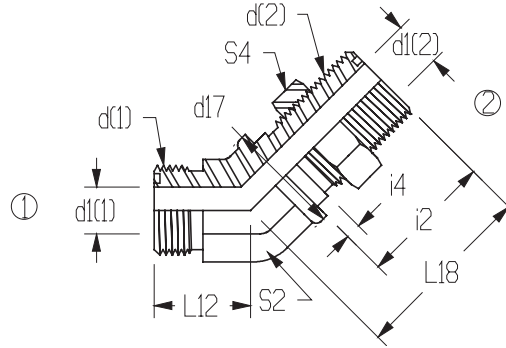


Part Number	Tube OD	d (1) UN/UNF-2A	d (2) UN/UNF-2A	L16	L17	i2	i4	d17	S4	S2	d1 (1)	d1 (2)
FF2701-4-4-LN-O	1/4 - 1/4	9/16 - 18	9/16 - 18	.89	1.85	1.24	.06	.69	.81	.56	.17	.17
FF2701-6-6-LN-O	3/8 - 3/8	11/16 - 16	11/16 - 16	1.02	2.05	1.30	.06	.87	1.00	.75	.26	.26
FF2701-8-8-LN-O	1/2 - 1/2	13/16 - 16	13/16 - 16	1.14	2.18	1.37	.06	1.00	1.13	.75	.38	.38
FF2701-10-10-LN-O	5/8 - 5/8	1 - 14	1 - 14	1.36	2.48	1.54	.06	1.19	1.31	1.06	.48	.48
FF2701-12-12-LN-O	3/4 - 3/4	1-3/16 - 12	1-3/16 - 12	1.52	2.65	1.59	.06	1.37	1.50	1.19	.61	.61
FF2701-16-16-LN-O	1 - 1	1-7/16 - 12	1-7/16 - 12	1.67	2.80	1.61	.06	1.62	1.75	1.44	.81	.81
FF2701-20-16-LN-O	1-1/4 - 1	1-11/16 - 12	1-7/16 - 12	1.79	2.97	1.60	.06	1.62	1.75	1.61	1.02	.81
FF2701-20-20-LN-O	1-1/4 - 1-1/4	1-11/16 - 12	1-11/16 - 12	1.79	2.97	1.66	.06	1.87	2.00	1.61	1.02	1.02
FF2701-24-24-LN-O	1-1/2 - 1-1/2	2 - 12	2 - 12	1.95	3.13	1.66	.06	2.19	2.38	1.87	1.26	1.26

O-Ring Face Seal Adapters

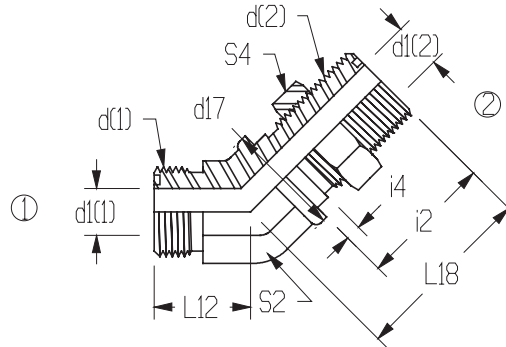


FF2702 45° BULKHEAD ELBOW



Part Number	Tube OD	d (1) UN/UNF-2A	d (2) UN/UNF-2A	L12	L18	i2	i4	d17	S4	S2	d1 (1)	d1 (2)
FF2702-4-4-O	1/4 - 1/4	9/16 - 18	9/16 - 18	.63	1.73	1.24	.06	.69	.81	.56	.17	.17
FF2702-6-6-O	3/8 - 3/8	11/16 - 16	11/16 - 16	.74	1.91	1.30	.06	.87	1.00	.75	.26	.26
FF2702-8-8-O	1/2 - 1/2	13/16 - 16	13/16 - 16	.80	2.01	1.37	.06	1.00	1.13	.75	.38	.38
FF2702-10-10-O	5/8 - 5/8	1 - 14	1 - 14	.92	2.23	1.54	.06	1.19	1.31	1.06	.48	.48
FF2702-12-12-O	3/4 - 3/4	1-3/16 - 12	1-3/16 - 12	1.02	2.39	1.59	.06	1.37	1.50	1.19	.61	.61
FF2702-16-16-O	1 - 1	1-7/16 - 12	1-7/16 - 12	1.18	2.57	1.61	.06	1.62	1.75	1.44	.81	.81
FF2702-20-20-O	1-1/4 - 1-1/4	1-11/16 - 12	1-11/16 - 12	1.26	2.64	1.66	.06	1.87	2.00	1.61	1.02	1.02
FF2702-24-24-O	1-1/2-1-1/2	2 - 12	2 - 12	1.45	2.64	1.66	.06	2.19	2.38	1.87	1.26	1.26

FF2702 45° BULKHEAD ELBOW W/LOCK NUT

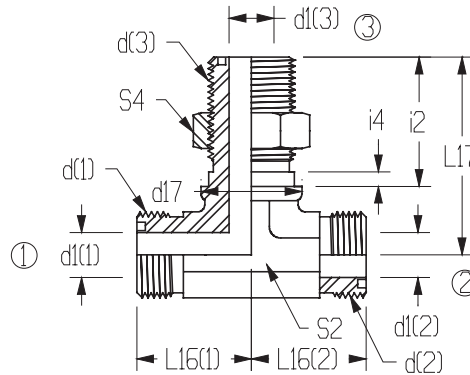


Part Number	Tube OD	d (1) UN/UNF-2A	d (2) UN/UNF-2A	L12	L18	i2	i4	d17	S4	S2	d1 (1)	d1 (2)
FF2702-4-4-LN-O	1/4 - 1/4	9/16 - 18	9/16 - 18	.63	1.73	1.24	.06	.69	.81	.56	.17	.17
FF2702-6-6-LN-O	3/8 - 3/8	11/16 - 16	11/16 - 16	.74	1.91	1.30	.06	.87	1.00	.75	.26	.26
FF2702-8-8-LN-O	1/2 - 1/2	13/16 - 16	13/16 - 16	.80	2.01	1.37	.06	1.00	1.13	.75	.38	.38
FF2702-10-10-LN-O	5/8 - 5/8	1 - 14	1 - 14	.92	2.23	1.54	.06	1.19	1.31	1.06	.48	.48
FF2702-12-12-LN-O	3/4 - 3/4	1-3/16 - 12	1-3/16 - 12	1.02	2.39	1.59	.06	1.37	1.50	1.19	.61	.61
FF2702-16-16-LN-O	1 - 1	1-7/16 - 12	1-7/16 - 12	1.18	2.57	1.61	.06	1.62	1.75	1.44	.81	.81
FF2702-20-20-LN-O	1-1/4 - 1-1/4	1-11/16 - 12	1-11/16 - 12	1.26	2.64	1.66	.06	1.87	2.00	1.61	1.02	1.02
FF2702-24-24-LN-O	1-1/2-1-1/2	2 - 12	2 - 12	1.45	2.64	1.66	.06	2.19	2.38	1.87	1.26	1.26



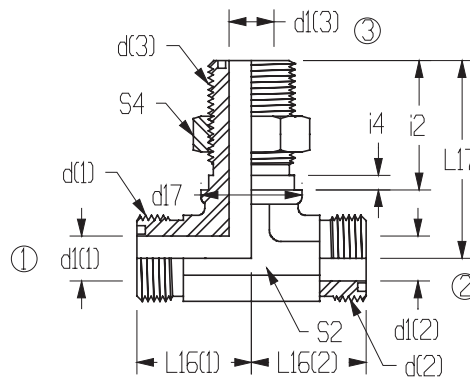
O-Ring Face Seal Adapters

FF2703 BULKHEAD BRANCH TEE



Part Number	Tube OD	d (1) UN/UNF-2A	d (2) UN/UNF-2A	d (3) UN/UNF-2A	L16 (1)	L16 (2)	L17	i2	i4	d17	S4	S2	d1 (1)	d1 (2)	d1 (3)
FF2703-4-4-4-O	1/4 - 1/4 - 1/4	9/16 - 18	9/16 - 18	9/16 - 18	.89	.89	1.85	1.24	.06	.69	.81	.56	.17	.17	.17
FF2703-6-6-6-O	3/8 - 3/8 - 3/8	11/16 - 16	11/16 - 16	11/16 - 16	1.02	1.02	2.05	1.30	.06	.87	1.00	.75	.26	.26	.26
FF2703-8-8-8-O	1/2 - 1/2 - 1/2	13/16 - 16	13/16 - 16	13/16 - 16	1.14	1.14	2.18	1.37	.06	1.00	1.13	.75	.38	.38	.38
FF2703-10-10-10-O	5/8 - 5/8 - 5/8	1 - 14	1 - 14	1 - 14	1.36	1.36	2.48	1.54	.06	1.19	1.31	1.06	.48	.48	.48
FF2703-12-12-12-O	3/4 - 3/4 - 3/4	1-3/16 - 12	1-3/16 - 12	1-3/16 - 12	1.52	1.52	2.65	1.64	.13	1.37	1.50	1.18	.61	.61	.61

FF2703 BULKHEAD BRANCH TEE W/LOCK NUT

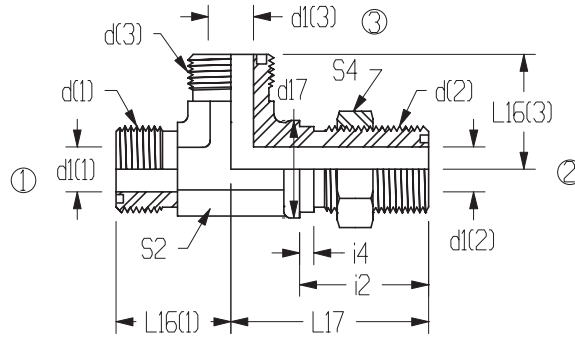


Part Number	Tube OD	d (1) UN/UNF-2A	d (2) UN/UNF-2A	d (3) UN/UNF-2A	L16 (1)	L16 (2)	L17	i2	i4	d17	S4	S2	d1 (1)	d1 (2)	d1 (3)
FF2703-4-4-4-LN-O	1/4 - 1/4 - 1/4	9/16 - 18	9/16 - 18	9/16 - 18	.89	.89	1.85	1.24	.06	.69	.81	.56	.17	.17	.17
FF2703-6-6-6-LN-O	3/8 - 3/8 - 3/8	11/16 - 16	11/16 - 16	11/16 - 16	1.02	1.02	2.05	1.30	.06	.87	1.00	.75	.26	.26	.26
FF2703-8-8-8-LN-O	1/2 - 1/2 - 1/2	13/16 - 16	13/16 - 16	13/16 - 16	1.14	1.14	2.18	1.37	.06	1.00	1.13	.75	.38	.38	.38
FF2703-10-10-10-LN-O	5/8 - 5/8 - 5/8	1 - 14	1 - 14	1 - 14	1.36	1.36	2.48	1.54	.06	1.19	1.31	1.06	.48	.48	.48
FF2703-12-12-12-LN-O	3/4 - 3/4 - 3/4	1-3/16 - 12	1-3/16 - 12	1-3/16 - 12	1.52	1.52	2.65	1.64	.13	1.37	1.50	1.18	.61	.61	.61

O-Ring Face Seal Adapters

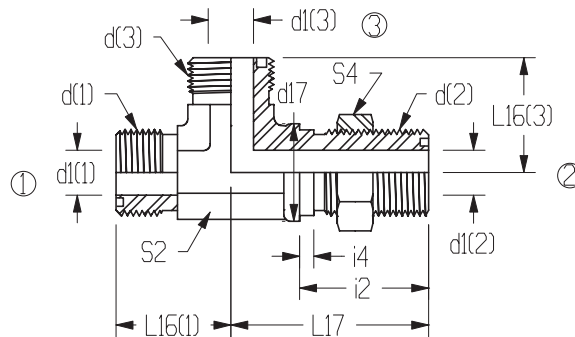


FF2704 BULKHEAD RUN TEE



Part Number	Tube OD	d (1) UN/UNF-2A	d (2) UN/UNF-2A	d (3) UN/UNF-2A	L16 (1)	L16 (2)	L17	i2	i4	d17	S4	S2	d1 (1)	d1 (2)	d1 (3)
FF2704-4-4-4-O	1/4 - 1/4 - 1/4	9/16 - 18	9/16 - 18	9/16 - 18	.89	1.85	.89	1.24	.06	.81	.69	.56	.17	.17	.17
FF2704-6-6-6-O	3/8 - 3/8 - 3/8	11/16 - 16	11/16 - 16	11/16 - 16	1.02	2.05	1.02	1.30	.06	1.00	.87	.75	.26	.26	.26
FF2704-8-8-8-O	1/2 - 1/2 - 1/2	13/16 - 16	13/16 - 16	13/16 - 16	1.14	2.18	1.14	1.37	.06	1.13	1.00	.75	.38	.38	.38
FF2704-10-10-10-O	5/8 - 5/8 - 5/8	1 - 14	1 - 14	1 - 14	1.36	2.48	1.36	1.54	.06	1.31	1.19	1.06	.48	.48	.48
FF2704-12-12-12-O	3/4 - 3/4 - 3/4	1-3/16 - 12	1-3/16 - 12	1-3/16 - 12	1.52	2.65	1.52	1.59	.06	1.50	1.37	1.19	.61	.61	.61
FF2704-16-16-16-O	1 - 1 - 1	1-7/16 - 12	1-7/16 - 12	1-7/16 - 12	1.67	2.80	1.67	1.61	.06	1.75	1.62	1.44	.81	.81	.81

FF2704 BULKHEAD RUN TEE W/LOCK NUT

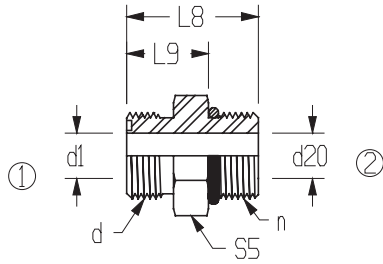


Part Number	Tube OD	d (1) UN/UNF-2A	d (2) UN/UNF-2A	d (3) UN/UNF-2A	L16 (1)	L16 (2)	L17	i2	i4	d17	S4	S2	d1 (1)	d1 (2)	d1 (3)
FF2704-4-4-4-LN-O	1/4 - 1/4 - 1/4	9/16 - 18	9/16 - 18	9/16 - 18	.89	1.85	.89	1.24	.06	.81	.69	.56	.17	.17	.17
FF2704-6-6-6-LN-O	3/8 - 3/8 - 3/8	11/16 - 16	11/16 - 16	11/16 - 16	1.02	2.05	1.02	1.30	.06	1.00	.87	.75	.26	.26	.26
FF2704-8-8-8-LN-O	1/2 - 1/2 - 1/2	13/16 - 16	13/16 - 16	13/16 - 16	1.14	2.18	1.14	1.37	.06	1.13	1.00	.75	.38	.38	.38
FF2704-10-10-10-LN-O	5/8 - 5/8 - 5/8	1 - 14	1 - 14	1 - 14	1.36	2.48	1.36	1.54	.06	1.31	1.19	1.06	.48	.48	.48
FF2704-12-12-12-LN-O	3/4 - 3/4 - 3/4	1-3/16 - 12	1-3/16 - 12	1-3/16 - 12	1.52	2.65	1.52	1.59	.06	1.50	1.37	1.19	.61	.61	.61
FF2704-16-16-16-LN-O	1 - 1 - 1	1-7/16 - 12	1-7/16 - 12	1-7/16 - 12	1.67	2.80	1.67	1.61	.06	1.75	1.62	1.44	.81	.81	.81



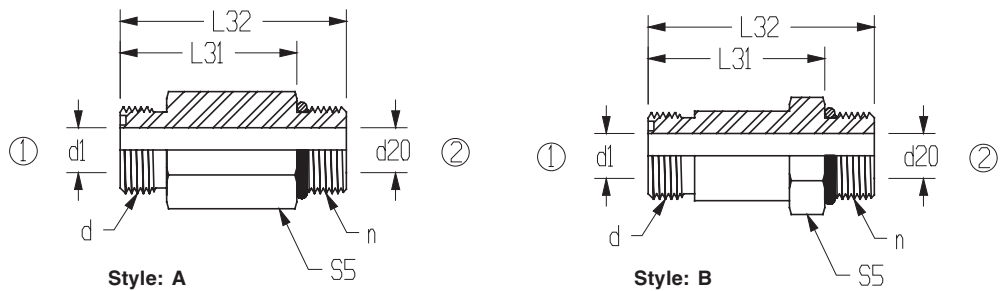
O-Ring Face Seal Adapters

FF6400 STRAIGHT THREAD CONNECTOR



Part Number	Tube OD	d		L8	L9	S5	d1	d20
		UN/UNF-2A	n					
FF6400-4-3-O	1/4	9/16 - 18	3/8 - 24	1.07	.70	.63	.17	.13
FF6400-4-4-O	1/4	9/16 - 18	7/16 - 20	1.13	.70	.63	.17	.17
FF6400-4-5-O	1/4	9/16 - 18	1/2 - 20	1.13	.70	.63	.17	.24
FF6400-4-6-O	1/4	9/16 - 18	9/16 - 18	1.20	.73	.69	.17	.17
FF6400-4-8-O	1/4	9/16 - 18	3/4 - 16	1.32	.77	.88	.17	.17
FF6400-6-4-O	3/8	11/16 - 16	7/16 - 20	1.34	.91	.75	.26	.17
FF6400-6-6-O	3/8	11/16 - 16	9/16 - 18	1.25	.78	.75	.26	.26
FF6400-6-8-O	3/8	11/16 - 16	3/4 - 16	1.38	.83	.88	.26	.26
FF6400-6-10-O	3/8	11/16 - 16	7/8 - 14	1.53	.90	1.00	.26	.26
FF6400-6-12-O	3/8	11/16 - 16	1-1/16 - 12	1.69	.96	1.25	.26	.26
FF6400-8-6-O	1/2	13/16 - 16	9/16 - 18	1.47	1.00	.88	.38	.26
FF6400-8-8-O	1/2	13/16 - 16	3/4 - 16	1.44	.89	.88	.38	.38
FF6400-8-10-O	1/2	13/16 - 16	7/8 - 14	1.59	.96	1.00	.38	.38
FF6400-8-12-O	1/2	13/16 - 16	1-1/16 - 12	1.75	1.02	1.25	.38	.38
FF6400-8-16-O	1/2	13/16 - 16	1-5/16 - 12	1.79	1.06	1.50	.38	.84
FF6400-10-8-O	5/8	1 - 14	3/4 - 16	1.78	1.23	1.06	.48	.39
FF6400-10-10-O	5/8	1 - 14	7/8 - 14	1.70	1.07	1.06	.48	.48
FF6400-10-12-O	5/8	1 - 14	1-1/16 - 12	1.86	1.13	1.25	.48	.48
FF6400-12-8-O	3/4	1-3/16 - 12	3/4 - 16	1.91	1.36	1.25	.61	.39
FF6400-12-10-O	3/4	1-3/16 - 12	7/8 - 14	1.99	1.36	1.25	.61	.48
FF6400-12-12-O	3/4	1-3/16 - 12	1-1/16 - 12	1.92	1.19	1.25	.61	.61
FF6400-12-16-O	3/4	1-3/16 - 12	1-5/16 - 12	1.96	1.23	1.50	.61	.61
FF6400-16-10-O	1	1-7/16 - 12	7/8 - 14	2.04	1.41	1.50	.81	.49
FF6400-16-12-O	1	1-7/16 - 12	1-1/16 - 12	2.14	1.41	1.50	.81	.61
FF6400-16-16-O	1	1-7/16 - 12	1-5/16 - 12	1.99	1.26	1.50	.81	.81
FF6400-16-20-O	1	1-7/16 - 12	1-5/8 - 12	2.06	1.33	1.88	.81	.81
FF6400-20-16-O	1 1/4	1-11/16 - 12	1-5/16 - 12	2.28	1.55	1.75	1.02	.84
FF6400-20-20-O	1 1/4	1-11/16 - 12	1-5/8 - 12	2.06	1.33	1.88	1.02	1.02
FF6400-20-24-O	1 1/4	1-11/16 - 12	1-7/8 - 12	2.13	1.40	2.13	1.02	1.02
FF6400-24-20-O	1 1/2	2 - 12	1-5/8 - 12	2.35	1.62	2.13	1.26	1.08
FF6400-24-24-O	1 1/2	2 - 12	1-7/8 - 12	2.22	1.40	2.13	1.26	1.26

FF6400-L STRAIGHT THREAD CONNECTOR LONG

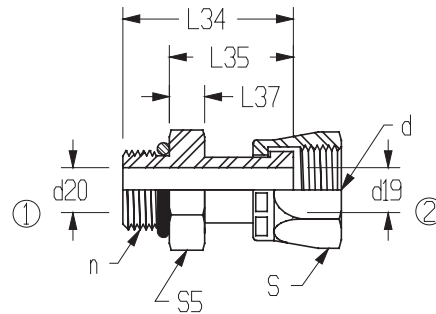


Part Number	Tube OD	d		L32	L31	S5	d1	d20
		UN/UNF-2A	n					
FF6400-L-4-4-O	1/4	9/16 - 18	7/16 - 20	2.07	1.64	.63	.17	.17
FF6400-L-6-6-O	3/8	11/16 - 18	9/16 - 18	2.27	1.80	.75	.26	.26
FF6400-L-8-8-O	1/2	13/16 - 16	3/4 - 16	2.67	2.12	.88	.38	.38
FF6400-L-10-10-O	5/8	1 - 14	7/8 - 14	3.13	2.50	1.06	.48	.48
FF6400-L-12-12-O	3/4	1-3/16 - 12	1-1/16 - 12	3.76	3.03	1.25	.61	.61
FF6400-L-16-16-O	1	1-7/16 - 12	1-5/16 - 12	4.14	3.41	1.50	.81	.81
FF6400-L-20-16-O	1-1/4	1-11/16 - 12	1-5/16 - 12	5.04	4.03	1.75	1.02	.85
FF6400-L-20-20-O	1-1/4	1-11/16 - 12	1-5/8 - 12	4.76	4.03	1.75	1.02	1.02
FF6400-L-24-24-O	1-1/2	2 - 12	1-7/8 - 12	5.26	4.53	2.13	1.26	1.26

O-Ring Face Seal Adapters

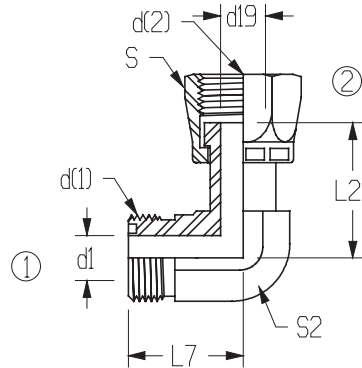


FF6402 STRAIGHT THREAD/ SWIVEL ADAPTER



Part Number	Tube OD	D UN/UNF-2A	N UN/UNF-2A	L34	L35	L37	S	S5	d19	d20
● FF6402-4-4-O	1/4	7/16 - 20	9/16 - 18	1.49	1.03	.45	.69	.56	.17	.17
FF6402-6-6-O	3/8	9/16 - 18	11/16 - 16	1.58	1.11	.42	.81	.75	.26	.26
FF6402-8-8-O	1/2	3/4 - 16	13/16 - 16	1.94	1.39	.55	.94	.88	.38	.38
FF6402-10-10-O	5/8	7/8 - 14	1 - 14	2.21	1.49	.55	1.13	1.06	.48	.48
FF6402-12-12-O	3/4	1-1/16 - 12	13/16 - 12	2.35	1.62	.59	1.38	1.25	.61	.61
FF6402-16-16-O	1	1-5/16 - 12	1-7/16 - 12	2.66	1.93	.82	1.63	1.50	.81	.81
FF6402-20-20-O	1-1/4	1-5/8 - 12	1-11/16 - 12	2.69	1.93	.78	1.46	1.75	1.02	1.02

FF6500 90° SWIVEL ELBOW



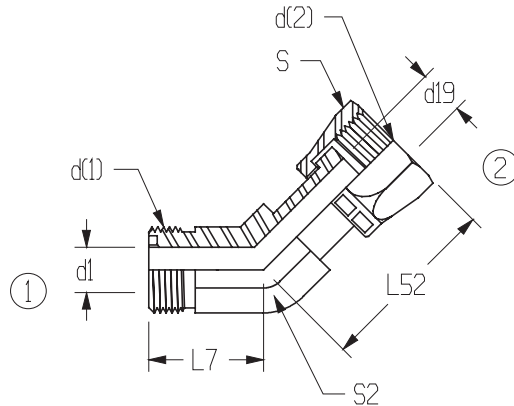
Part Number	Tube OD	d (1) UN/UNF-2A	d (2) UN/UNF-2B	L7	L52	S	S2	d1	d19
FF6500-4-4-O	1/4 - 1/4	9/16 - 18	9/16 - 18	.85	1.04	.69	.56	.17	.17
FF6500-6-6-O	3/8 - 3/8	11/16 - 16	11/16 - 16	.98	1.15	.81	.75	.26	.26
FF6500-8-8-O	1/2 - 1/2	13/16 - 16	13/16 - 16	1.10	1.49	.94	.75	.38	.36
FF6500-10-10-O	5/8 - 5/8	1 - 14	1 - 14	1.31	1.62	1.13	1.06	.48	.45
FF6500-10-16-O	5/8 - 1	1 - 14	1-7/16 - 12	1.56	2.10	1.63	1.44	.48	.78
FF6500-12-12-O	3/4 - 3/4	1-3/16 - 12	1-3/16 - 12	1.47	1.82	1.38	1.19	.61	.55
FF6500-16-16-O	1 - 1	1-7/16 - 12	1-7/16 - 12	1.64	2.10	1.63	1.44	.81	.78
FF6500-20-20-O	1-1/4 - 1	1-11/16 - 12	1-11/16 - 12	1.76	2.29	1.88	1.61	1.02	1.02
FF6500-24-24-O	1-1/2 - 1	2 - 12	2 - 12	1.92	2.41	2.25	1.97	1.26	1.26

● Indicates change or new product.



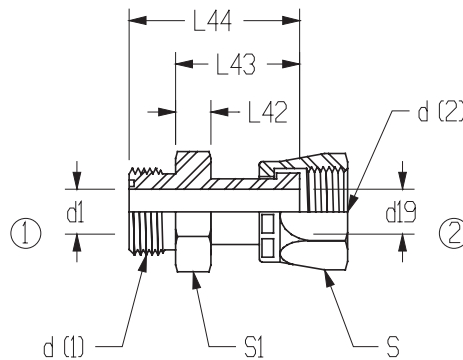
O-Ring Face Seal Adapters

FF6502 45° SWIVEL ELBOW



Part Number	Tube OD	d (1) UN/UNF-2A	d (2) UN/UNF-2B	L7	L52	S	S2	d1	d19
FF6502-4-4	1/4 - 1/4	9/16 - 18	9/16 - 18	.63	.99	.69	.55	.17	.17
FF6502-6-6	3/8 - 3/8	11/16 - 16	11/16 - 16	.74	1.12	.81	.75	.26	.26
FF6502-8-8	1/2 - 1/2	13/16 - 16	13/16 - 16	.80	1.49	.94	.75	.38	.36
FF6502-10-10	5/8 - 5/8	1 - 14	1 - 14	.92	1.53	1.13	1.06	.48	.45
FF6502-12-12	3/4 - 3/4	1-3/16 - 12	1-3/16 - 12	1.02	1.73	1.38	1.18	.61	.55
FF6502-16-16	1 - 1	1-7/16 - 12	1-7/16 - 12	1.18	1.87	1.63	1.42	.81	.78
FF6502-20-20	1-1/4 - 1-1/4	1-11/16 - 12	1-11/16 - 12	1.26	1.98	1.88	1.61	1.02	1.02

FF6504 MALE ORFS/ FEMALE ORFS

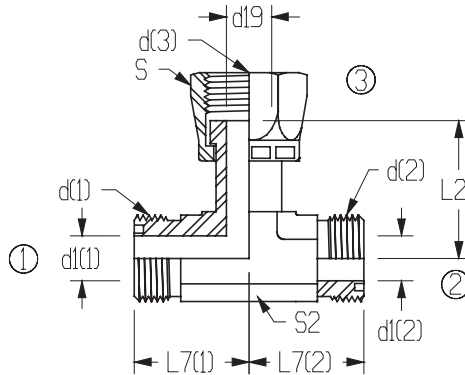


Part Number	Tube OD	d (1) UN/UNF-2A	d (2) UN/UNF-2A	L44	L43	L42	S	S1	d1	d19
FF6504-12-8-O	3/4 - 1/2	13/16 - 16	1-3/16 - 12	2.24	1.70	1.03	.94	1.13	.38	.55
FF6504-6-6-O	3/8 - 3/8	11/16 - 16	11/16 - 16	1.58	1.14	.69	.69	.69	.26	.26

O-Ring Face Seal Adapters

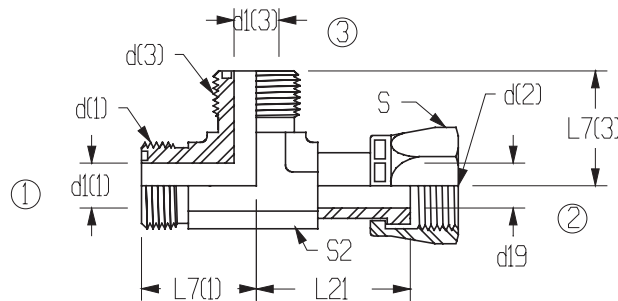


FF6600 SWIVEL BRANCH TEE



Part Number	Tube OD	d (1) UN/UNF-2A	d (2) UN/UNF-2A	d (3) UN/UNF-2B	L7 (1)	L7 (2)	L21	S	S2	d1 (1)	d1 (2)	d19
FF6600-4-4-4-O	1/4 - 1/4 - 1/4	9/16 - 18	9/16 - 18	9/16 - 18	.85	.85	1.04	.69	.56	.17	.17	.17
FF6600-6-6-6-O	3/8 - 3/8 - 3/8	11/16 - 16	11/16 - 16	11/16 - 16	.98	.98	1.15	.81	.75	.26	.26	.26
FF6600-8-8-8-O	1/2 - 1/2 - 1/2	13/16 - 16	13/16 - 16	13/16 - 16	1.10	1.10	1.49	.94	.75	.38	.38	.36
FF6600-10-10-10-O	5/8 - 5/8 - 5/8	1 - 14	1 - 14	1 - 14	1.31	1.31	1.62	1.13	1.06	.48	.48	.45
FF6600-12-12-12-O	3/4 - 3/4 - 3/4	1-3/16 - 12	1-3/16 - 12	1-3/16 - 12	1.47	1.47	1.82	1.38	1.19	.61	.61	.55
FF6600-16-16-16-O	1 - 1 - 1	1-7/16 - 12	1-7/16 - 12	1-7/16 - 12	1.64	1.64	2.10	1.63	1.44	.81	.81	.78
FF6600-20-20-20-O	1-1/4 - 1-1/4 - 1-1/4	1-11/16 - 12	1-11/16 - 12	1-11/16 - 12	1.76	1.76	2.29	1.88	1.61	1.02	1.02	1.02
FF6600-24-24-24-O	1-1/2 - 1-1/2 - 1-1/2	2 - 12	2 - 12	2 - 12	1.92	1.92	2.41	2.38	1.97	1.26	1.26	1.26

FF6602 SWIVEL RUN TEE

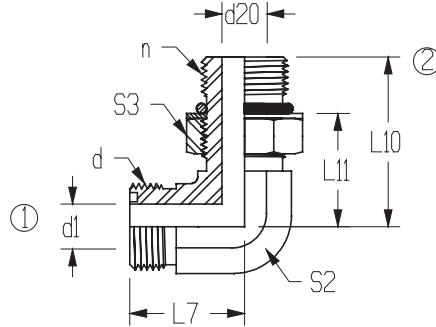


Part Number	Tube OD	d (1) UN/UNF-2A	d (2) UN/UNF-2A	d (3) UN/UNF-2B	L7 (1)	L7 (2)	L21	S	S2	d1 (1)	d1 (2)	d19
FF6602-4-4-4-O	1/4 - 1/4 - 1/4	9/16 - 18	9/16 - 18	9/16 - 18	.85	.85	1.04	.69	.56	.17	.17	.17
FF6602-6-6-6-O	3/8 - 3/8 - 3/8	11/16 - 16	11/16 - 16	11/16 - 16	.98	.98	1.15	.81	.75	.26	.26	.26
FF6602-8-8-8-O	1/2 - 1/2 - 1/2	13/16 - 16	13/16 - 16	13/16 - 16	1.10	1.10	1.49	.94	.75	.38	.38	.36
FF6602-10-10-10-O	5/8 - 5/8 - 5/8	1 - 14	1 - 14	1 - 14	1.31	1.31	1.62	1.13	1.06	.48	.48	.45
FF6602-12-12-12-O	3/4 - 3/4 - 3/4	1-3/16 - 12	1-3/16 - 12	1-3/16 - 12	1.47	1.47	1.82	1.38	1.19	.61	.61	.55
FF6602-16-16-16-O	1 - 1 - 1	1-7/16 - 12	1-7/16 - 12	1-7/16 - 12	1.64	1.64	2.10	1.63	1.44	.81	.81	.78
FF6602-20-20-20-O	1-1/4 - 1-1/4 - 1-1/4	1-11/16 - 12	1-11/16 - 12	1-11/16 - 12	1.76	1.76	2.29	1.88	1.61	1.02	1.02	1.02
FF6602-24-24-24-O	1-1/2 - 1-1/2 - 1-1/2	2 - 12	2 - 12	2 - 12	1.92	1.92	2.41	2.38	1.97	1.26	1.26	1.26



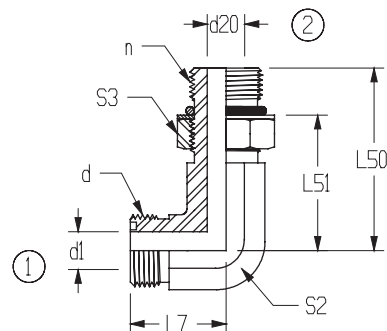
O-Ring Face Seal Adapters

FF6801 90° STRAIGHT THREAD ELBOW



Part Number	Tube OD	d UN/UNF-2A	n UN/UNF-2A	L7	L10	L11	S3	S2	d1	d20
FF6801-4-4 NWO	1/4	9/16 - 18	7/16 - 20	.85	1.29	.86	.63	.56	.17	.17
FF6801-4-6 NWO	1/4	9/16 - 18	9/16 - 18	.92	1.45	.98	.75	.56	.17	.26
FF6801-4-8-NWO	1/4	9/16 - 18	3/4 - 16	.97	1.60	1.06	.94	.75	.17	.38
FF6801-6-4 NWO	3/8	11/16 - 16	7/16 - 20	.98	1.37	.94	.63	.75	.26	.17
FF6801-6-5-NWO	3/8	11/16 - 16	1/2 - 20	.98	1.37	.94	.69	.75	.26	.24
FF6801-6-6 NWO	3/8	11/16 - 16	9/16 - 18	.98	1.45	.98	.75	.75	.26	.26
FF6801-6-8 NWO	3/8	11/16 - 18	3/4 - 16	1.04	1.60	1.06	.94	.75	.26	.38
FF6801-6-10 NWO	3/8	11/16 - 16	7/8 - 12	1.15	1.97	1.34	1.06	.87	.26	.48
FF6801-6-12 NWO	3/8	11/16 - 16	1-1/16 - 12	1.25	2.17	1.44	1.38	1.19	.26	.61
FF6801-8-6 NWO	1/2	13/16 - 16	9/16 - 18	1.10	1.44	.96	.75	.75	.38	.26
FF6801-8-8 NWO	1/2	13/16 - 16	3/4 - 16	1.10	1.60	1.06	.94	.75	.38	.38
FF6801-8-10 NWO	1/2	13/16 - 16	7/8 - 14	1.21	1.97	1.34	1.06	.87	.38	.48
FF6801-8-12 NWO	1/2	13/16 - 16	1-1/16 - 12	1.32	2.17	1.44	1.38	1.19	.38	.61
FF6801-10-6 NWO	5/8	1 - 14	9/16 - 18	1.31	1.64	1.16	.75	1.06	.48	.26
FF6801-10-8 NWO	5/8	1 - 14	3/4 - 16	1.31	1.80	1.26	.94	1.06	.48	.38
FF6801-10-10 NWO	5/8	1 - 14	7/8 - 14	1.31	1.97	1.34	1.06	1.06	.48	.48
FF6801-12-8-NWO	3/4	1-3/16 - 12	3/4 - 16	1.47	1.84	1.30	.94	1.19	.61	.38
FF6801-12-10 NWO	3/4	1-3/16 - 12	7/8 - 14	1.47	2.01	1.38	1.06	1.19	.61	.48
FF6801-12-12 NWO	3/4	1-3/16 - 12	1-1/16 - 12	1.47	2.17	1.44	1.38	1.19	.61	.61
FF6801-12-16 NWO	3/4	1-3/16 - 12	1-5/16 - 12	1.62	2.35	1.62	1.63	1.44	.61	.81
FF6801-16-10 NWO	1	1-7/16 - 12	7/8 - 14	1.64	2.16	1.52	1.06	1.42	.81	.48
FF6801-16-12 NWO	1	1-7/16 - 12	1-1/16 - 12	1.64	2.32	1.59	1.38	1.44	.81	.61
FF6801-16-14 NWO	1	1-7/16 - 12	1-3/16 - 12	1.64	2.35	1.62	1.50	1.44	.81	.72
FF6801-16-16 NWO	1	1-7/16 - 12	1-5/16 - 12	1.64	2.35	1.62	1.63	1.44	.81	.81
FF6801-16-20 NWO	1	1-7/16 - 12	1-5/8 - 12	1.76	2.45	1.72	1.88	1.63	.81	1.02
FF6801-20-16 NWO	1-1/4	1-11/16 - 12	1-5/16 - 12	1.76	2.45	1.72	1.63	1.63	1.02	.84
FF6801-20-20 NWO	1-1/4	1-11/16 - 12	1-5/8 - 12	1.76	2.45	1.72	1.88	1.61	1.02	1.02
FF6801-20-24 NWO	1-1/4	1-11/16 - 12	1-7/8 - 12	1.92	2.59	1.86	2.13	1.88	1.02	1.26
FF6801-24-20 NWO	1-1/2	2 - 12	1-5/8 - 12	1.92	2.59	1.72	1.88	1.88	1.26	1.02
FF6801-24-24 NWO	1-1/2	2 - 12	1-7/8 - 12	1.92	2.59	1.86	2.13	1.88	1.26	1.26

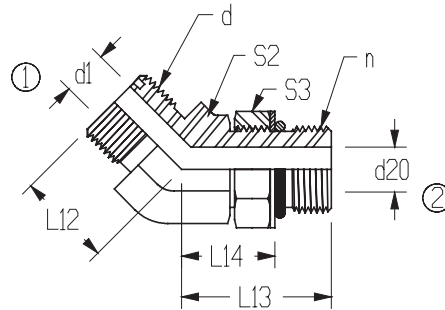
FF6801-L 90° STRAIGHT THREAD ELBOW



INFORMATION AVAILABLE UPON REQUEST.
CALL CUSTOMER SERVICE FOR DETAILS.

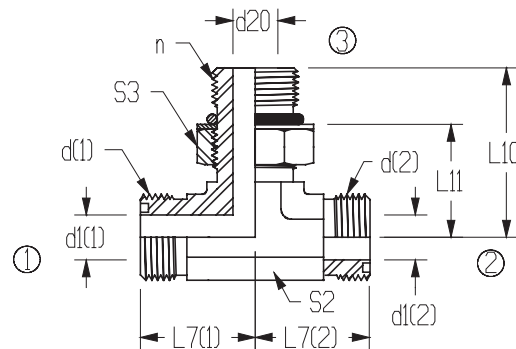
O-Ring Face Seal Adapters

FF6802 45° STRAIGHT THREAD ELBOW



Part Number	Tube OD	D UN/UNF-2A	N UN/UNF-2A	L12	L13	L14	S3	S2	d1	d20
FF6802-4-4 NWO	1/4	9/16 - 18	7/16 - 20	.63	1.18	.75	.63	.56	.17	.17
FF6802-4-6 NWO	1/4	9/16 - 18	9/16 - 18	.68	1.30	.82	.75	.75	.17	.29
FF6802-4-8 NWO	1/4	9/16 - 18	3/4 - 16	.67	1.43	.89	.94	.75	.17	.39
FF6802-6-4 NWO	3/8	11/16 - 16	7/16 - 20	.74	1.22	.79	.63	.67	.26	.17
FF6802-6-6 NWO	3/8	11/16 - 16	9/16 - 18	.74	1.30	.82	.75	.75	.26	.26
FF6802-6-8 NWO	3/8	11/16 - 16	3/4 - 16	.74	1.43	.89	.94	.75	.26	.39
FF6802-8-6 NWO	1/2	13/16 - 16	9/16 - 18	.80	1.27	.80	.75	.75	.38	.29
FF6802-8-8 NWO	1/2	13/16 - 16	3/4 - 16	.80	1.43	.89	.94	.75	.38	.38
FF6802-8-10 NWO	1/2	13/16 - 16	7/8 - 14	.82	1.76	1.13	1.06	.94	.48	.39
FF6802-10-8 NWO	5/8	1 - 14	3/4 - 16	.92	1.59	1.05	.94	.94	.48	.38
FF6802-10-10 NWO	5/8	1 - 14	7/8 - 14	.92	1.76	1.13	1.06	1.06	.48	.48
FF6802-10-12 NWO	5/8	1 - 14	1-1/16 - 12	.96	1.97	1.24	1.38	1.06	.48	.61
FF6802-12-10 NWO	3/4	1-3/16 - 12	7/8 - 14	1.02	1.29	1.18	1.06	1.06	.61	.48
FF6802-12-12 NWO	3/4	1-3/16 - 12	1-1/16 - 12	1.02	1.97	1.24	1.38	1.19	.61	.61
FF6802-12-16 NWO	3/4	1-3/16 - 12	1-5/16 - 12	1.02	2.06	1.33	1.63	1.44	.61	.81
FF6802-16-12 NWO	1	1-7/16 - 12	1-1/16 - 12	1.18	2.03	1.30	1.38	1.42	.81	.61
FF6802-16-16 NWO	1	1-7/16 - 12	1-5/16 - 12	1.18	2.06	1.33	1.63	1.44	.81	.81
FF6802-16-20 NWO	1	1-7/16 - 12	1-5/8 - 12	1.26	2.11	1.33	1.88	1.61	.81	1.08
FF6802-20-16-NWO	1-1/4	1-11/16 - 12	1-5/16 - 12	1.27	2.11	1.33	1.63	1.44	1.02	.81
FF6802-20-20 NWO	1-1/4	1-11/16 - 12	1-5/8 - 12	1.28	2.11	1.38	1.88	1.61	1.02	1.08
FF6802-20-24 NWO	1-1/4	1-11/16 - 12	1-7/8 - 12	1.45	2.11	1.38	2.13	1.97	1.02	1.31
FF6802-24-20 NWO	1-1/2	2 - 12	1-5/8 - 12	1.58	2.11	1.38	1.88	1.61	1.26	1.08
FF6802-24-24 NWO	1-1/2	2 - 12	1-7/8 - 12	1.45	2.11	1.38	2.13	1.97	1.26	1.31

FF6803 STRAIGHT THREAD BRANCH TEE

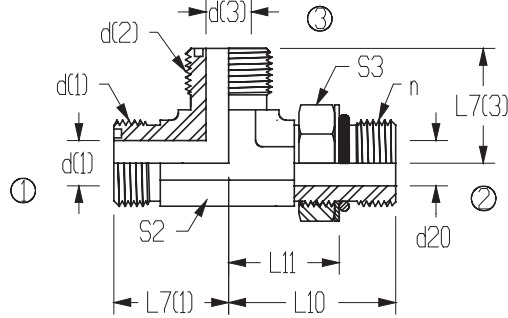


Part Number	Tube OD	d (1) UN/UNF-2A	d (2) UN/UNF-2A	N UN/UNF-2A	L7 (1)	L7 (2)	L10	L11	S3	S2	d1 (1)	d1 (2)	d20
FF6803-4-4-4 NWO	1/4 - 1/4	9/16 - 18	9/16 - 18	7/16 - 20	.85	.85	1.29	.86	.63	.56	.17	.17	.17
FF6803-6-6-6 NWO	3/8 - 3/8	11/16 - 16	11/16 - 16	9/16 - 18	.98	.98	1.45	.98	.75	.75	.26	.26	.26
FF6803-6-6-8-NWO	3/8 - 3/8	11/16 - 16	11/16 - 16	3/4 - 16	1.04	1.04	1.60	1.06	.94	.75	.26	.26	.38
FF6803-8-8-8 NWO	1/2 - 1/2	13/16 - 16	13/16 - 16	3/4 - 16	1.10	1.10	1.60	1.06	.94	.75	.38	.38	.38
FF6803-10-10-10 NWO	5/8 - 5/8	1 - 14	1 - 14	7/8 - 14	1.31	1.31	1.97	1.34	1.06	1.06	.48	.48	.48
FF6803-12-12-12 NWO	3/4 - 3/4	1-3/16 - 12	1-3/16 - 12	1-1/16 - 12	1.47	1.47	2.17	1.44	1.38	1.19	.61	.61	.61
FF6803-16-16-6-NWO	1 - 1	1-7/16 - 12	1-7/16 - 12	9/16 - 18	1.64	1.64	2.35	.98	1.63	1.48	.81	.81	.28
FF6803-16-16-16 NWO	1 - 1	1-7/16 - 12	1-7/16 - 12	1-5/16 - 12	1.64	1.64	2.35	1.62	1.63	1.48	.81	.81	.81
FF6803-20-12-16 NWO	1-1/4 - 3/4	1-11/16 - 12	1-3/16 - 12	1-5/16 - 12	1.76	1.74	2.45	1.72	1.63	1.61	1.02	.61	.85
FF6803-20-20-20 NWO	1-1/4 - 1-1/4	1-11/16 - 12	1-11/16 - 12	1-5/8 - 12	1.76	1.76	2.45	1.72	1.88	1.61	1.02	1.02	1.08
FF6803-24-24-24 NWO	1-1/2 - 1-1/2	2 - 12	2 - 12	1-7/8 - 12	1.92	1.92	2.59	1.86	2.13	1.97	1.26	1.26	1.31



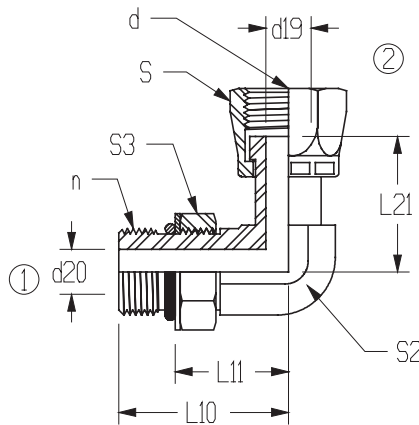
O-Ring Face Seal Adapters

FF6804 STRAIGHT THREAD RUN TEE



Part Number	Tube OD	d (1) UN/UNF-2A	n UN/UNF-2A	d (3) UN/UNF-2A	L7 (1)	L10	L11	L7 (3)	S3	S2	d1 (1)	d20	d1 (3)
FF6804-4-4-4 NWO	1/4 - 1/4	9/16 - 18	7/16 - 20	9/16 - 18	.85	1.29	.86	.85	.63	.56	.17	.17	.17
FF6804-4-6-4 NWO	1/4 - 3/8	9/16 - 18	9/16 - 18	9/16 - 18	.93	1.45	.98	.93	.75	.56	.17	.30	.17
FF6804-6-6-6 NWO	3/8 - 3/8	11/16 - 16	9/16 - 18	11/16 - 16	.98	1.45	.98	.98	.75	.75	.26	.26	.26
FF6804-8-8-8 NWO	1/2 - 1/2	13/16 - 16	3/4 - 16	13/16 - 16	1.10	1.60	1.06	1.10	.94	.75	.38	.38	.38
FF6804-10-10-6 NWO	5/8 - 5/8	1 - 14	7/8 - 14	11/16 - 16	1.31	1.97	1.34	1.15	1.06	1.06	.48	.48	.26
FF6804-10-10-10 NWO	5/8 - 5/8	1 - 14	7/8 - 14	1 - 14	1.31	1.97	1.34	1.31	1.06	1.06	.48	.48	.48
FF6804-12-12-12 NWO	3/4 - 3/4	1-3/16 - 12	1-1/16 - 12	1-3/16 - 12	1.47	2.17	1.44	1.47	1.38	1.19	.61	.61	.61
FF6804-16-16-16 NWO	1 - 1	1-7/16 - 12	1-5/16 - 12	1-7/16 - 12	1.64	2.35	1.62	1.64	1.63	1.44	.81	.81	.81
FF6804-20-20-20 NWO	1-1/4 - 1 1/4	1-11/16 - 12	1-5/8 - 12	1-11/16 - 12	1.76	2.45	1.72	1.76	1.88	1.63	1.02	1.02	1.02
FF6804-24-24-24 NWO	1-1/2 - 1 1/2	1-7/8 - 12	1-7/8 - 12	2 - 12	1.92	2.59	1.86	1.92	2.13	1.97	1.26	1.31	1.26

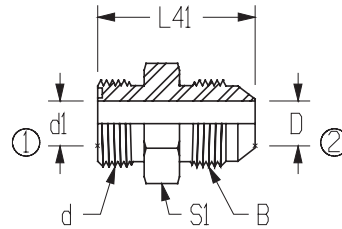
FF6809 90° STRAIGHT THREAD/ FEMALE ORFS SWIVEL ELBOW



Part Number	Tube OD	d UN/UNF-2B	n UN/UNF-2A	L10	L11	L21	S	S2	S3	d19	d20
FF6809-16-16-NWO	1	1 7/16-12	1 5/16-12	2.35	1.62	2.10	1.63	1.44	1.63	.78	.81

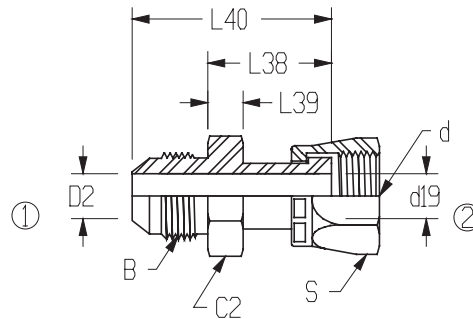
O-Ring Face Seal Adapters

FF7403 37° MALE JIC/ MALE ORFS ADAPTER



Part Number	Tube OD	d UN/UNF-2A	b UN/UNF-2A	L41	S1	d1	D
FF7403-4-4	1/4 - 1/4	9/16 - 18	7/16 - 20	1.25	.63	.17	.17
FF7403-6-6	3/8 - 3/8	11/16 - 16	9/16 - 18	1.34	.75	.26	.26
FF7403-8-8	1/2 - 1/2	13/16 - 16	3/4 - 16	1.55	.88	.38	.38
FF7403-10-10	5/8 - 5/8	1 - 14	7/8 - 14	1.83	1.06	.48	.48
FF7403-12-12	3/4 - 3/4	1-3/16 - 12	1-1/16 - 12	2.05	1.25	.61	.61
FF7403-16-16	1 - 1	1-7/16 - 12	1-5/16 - 12	2.16	1.50	.81	.81

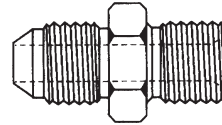
FF7504 37° MALE JIC/ MALE ORFS SWIVEL ADAPTER



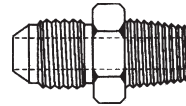
Part Number	Tube OD	S UN/UNF-2A	B UN/UNF-2A	L40	L38	L39	C2	S	d19	D2
FF7504-4-4	1/4 - 1/4	9/16 - 18	7/16 - 20	1.50	.95	.34	.56	.40	.17	.17
FF7504-6-6	3/8 - 3/8	11/16 - 16	9/16 - 18	1.61	1.05	.39	.69	.52	.26	.26
FF7504-8-8	1/2 - 1/2	13/16 - 16	3/4 - 16	1.90	1.24	.40	.88	.64	.36	.36
FF7504-10-10	5/8 - 5/8	1 - 14	7/8 - 14	2.20	1.44	.50	.94	.82	.45	.45
FF7504-12-8	3/4 - 1/2	13/16 - 16	1-1/16 - 12	1.60	.74	.35	1.13	.64	.37	.62
FF7504-12-12	3/4 - 3/4	1-3/16 - 12	1-1/16 - 12	2.50	1.64	.61	1.13	.98	.55	.55
FF7504-16-16	1 - 1	1-7/16 - 12	1-5/16 - 12	2.66	1.75	.64	1.38	1.16	.78	.78
FF7504-20-20	1-1/4 - 1-1/4	1-11/16 - 12	1-5/8 - 12	2.80	1.84	.69	1.69	1.46	1.02	1.02

Part Number	Description
-------------	-------------

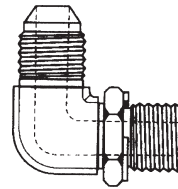
JB 4-2	4 JIC 2 BSPP
JB 4-4	4 JIC 4 BSPP
JB 4-6	4 JIC 6 BSPP
JB 6-4	6 JIC 4 BSPP
JB 6-6	6 JIC 6 BSPP
JB 6-8	6 JIC 8 BSPP
JB 8-6	8 JIC 6 BSPP
JB 8-8	8 JIC 8 BSPP
JB 10-8	10 JIC 8 BSPP
JB 12-12	12 JIC 12 BSPP
JB 16-16	16 JIC 16 BSPP



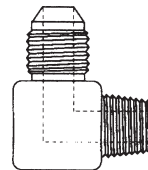
JB 4-2-K	4 JIC 2 BSPT
JB 4-4-K	4 JIC 4 BSPT
JB 6-4-K	6 JIC 4 BSPT
JB 6-6-K	6 JIC 6 BSPT
JB 8-6-K	8 JIC 6 BSPT
JB 8-8-K	8 JIC 8 BSPT
JB 12-12-K	12 JIC 12 BSPT



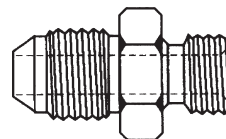
JB 4-4-90	4 JIC 4 BSPP 90
JB 6-4-90	6 JIC 4 BSPP 90
JB 6-6-90	6 JIC 6 BSPP 90
JB 8-8-90	8 JIC 8 BSPP 90
JB 12-12-90	12 JIC 12 BSPP 9



JB 4-4-90-K	4 JIC 4 BSPT 90
JB 6-4-90-K	6 JIC 4 BSPT 90
JB 6-6-90-K	6 JIC 6 BSPT 90



JM 4-10	4 JIC M10 X 1
JM 4-12	4 JIC M12 X 1.5
JM 4-14	4 JIC M14 X 1.5
JM 6-14	6 JIC M14 X 1.5
JM 6-16	6 JIC M16 X 1.5
JM 8-16	8 JIC M16 X 1.5
JM 8-18	8 JIC M18 X 1.5
JM 8-22	8 JIC M22 X 1.5
JM 10-20	10 JIC M20 X 1.5
JM 10-22	10 JIC M22 X 1.5
JM 12-22	12 JIC M22 X 1.5
JM 12-27	12 JIC M27 X 2

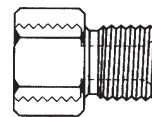
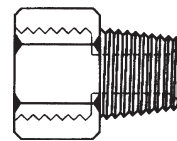
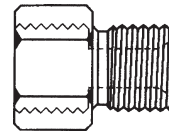
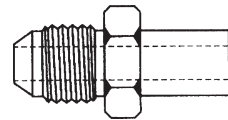
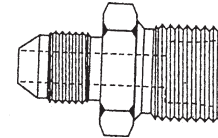
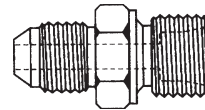
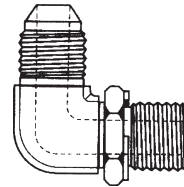


Metric and BSP Adapters



Part Number	Description
-------------	-------------

JM 4-10-90	4 JIC M10 X 1 90
JM 4-14-90	4 JIC M14 X 1.5 90
JM 6-14 90	6 JIC M14 X 1.5 90
JM 8-18-90	8 JIC M18 X 1.5 90
JM 8-22-90	8 JIC M22 X 1.5 90
JM 10-20-90	10 JIC M20 X 1.5 90
JM 10-22-90	10 JIC M22 X 1.5 90
JM 12-22-90	12 JIC M22 X 1.5 90
JM 6-8-TL	6 JIC M14 X 1.5L TUBE SEAT
JM 8-12-TL	8 JIC M18 X 1.5L TUBE SEAT
9247-12-28-36	12 JIC 28MM TUBE 36MM X 1.5
9247-16-28-36	16 JIC 28MM TUBE 36MM X 1.5
9247-16-35-45	16 JIC 35MM TUBE 45MM X 1.5
9247-20-35-45	20 JIC 35MM TUBE 45MM X 1.5
JT 4-8	4 JIC 8 MM STANDPIPE
JT 8-12	8 JIC 12 MM STANDPIPE
PB 2-2	2 NPT FEM 2 BSPP
PB 4-4	4 NPT FEM 4 BSPP
PB 6-6	6 NPT FEM 6 BSPP
PB 8-8	8 NPT FEM 8 BSPP
PB 12-12	12 NPT FEM 12 BSPP
PB 16-16	16 NPT FEM 16 BSPP
PB 2-2-K	2 NPT FEM 2 BSPT
PB 4-4-K	4 NPT FEM 4 BSPT
PB 6-6-K	6 NPT FEM 6 BSPT
PM 2-10	2 NPT FEM M10 X 1
PM 4-12	4 NPT FEM M12 X 1.5
PM 4-14	4 NPT FEM M14 X 1.5
PM 6-16	6 NPT FEM M16 X 1.5
PM 6-18	6 NPT FEM M18 X 1.5
• PM 6-20	6 NPT FEM M20 X 1.5
PM 8-16	8 NPT FEM M16 X 1.5
PM 8-18	8 NPT FEM M18 X 1.5
PM 8-22	8 NPT FEM M22 X 1.5
PM 12-27	12 NPT FEM M27 X 2
PM 16-33	16 NPT FEM M33 X 2



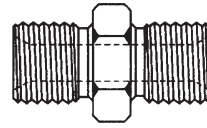
• Indicates change or new product.



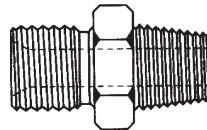
Metric and BSP Adapters

Part Number	Description
-------------	-------------

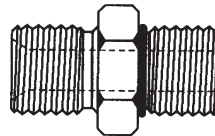
1B 4-4	4 BSP	4 BSP MALE UNION
1B 6-6	6 BSP	6 BSP MALE UNION
1B 8-8	8 BSP	8 BSP MALE UNION
1B 12-12	12 BSP	12 BSP MALE UNION
1B 16-16	16 BSP	16 BSP MALE UNION



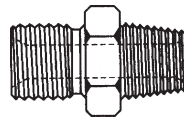
1 BT 4-4	4 BSP	4 BSPT MALE
1 BT 6-6	6 BSP	6 BSPT MALE
1 BT 8-8	8 BSP	8 BSPT MALE
1BT 12-12	12 BSP	12 BSPT MALE
1BT 16-16	16 BSP	16 BSPT MALE



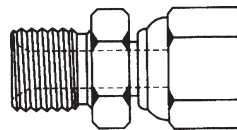
1BO 4-4	4 BSP	4 ORB
1BO 6-6	6 BSP	6 ORB
1BO 8-8	8 BSP	8 ORB
1BO 12-12	12 BSP	12 ORB
1BO 16-16	16 BSP	16 ORB



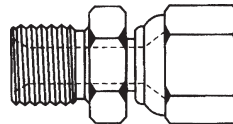
1BN 4-4	4 BSP	4 NPT MALE
1BN 6-6	6 BSP	6 NPT MALE
1BN 8-8	8 BSP	8 NPT MALE
1BN 12-12	12 BSP	12 NPT MALE
1BN 16-16	16 BSP	16 NPT MALE



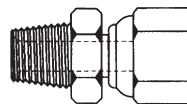
2B 4-4	4 BSP	4 BSP SW FEM
2B 6-6	6 BSP	6 BSP SW FEM
2B 8-8	8 BSP	8 BSP SW FEM
2B 12-12	12 BSP	12 BSP SW FEM
2B 16-16	16 BSP	16 BSP SW FEM



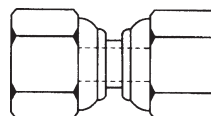
2BJ 4-4	4 BSP	4 JIC SW FEM
2BJ 6-6	6 BSP	6 JIC SW FEM
• 2BJ 6-8	6 BSP	8 JIC SW FEM
2BJ 8-8	8 BSP	8 JIC SW FEM
2BJ 12-12	12 BSP	12 JIC SW FEM
2BJ 16-16	16 BSP	16 JIC SW FEM



2NB 4-4	4 NPT	4 BSP SW FEM
2NB 6-6	6 NPT	6 BSP SW FEM
2NB 8-8	8 NPT	8 BSP SW FEM
2NB 12-12	12 NPT	12 BSP SW FEM
2NB 16-16	16 NPT	16 BSP SW FEM



3B 4-4	4 BSP	4 BSP SW FEM UNION
3B 6-6	6 BSP	6 BSP SW FEM UNION
3B 8-8	8 BSP	8 BSP SW FEM UNION
3B 12-12	12 BSP	12 BSP SW FEM UNION
3B 16-16	16 BSP	16 BSP SW FEM UNION



• Indicates change or new product.

Metric and BSP Adapters

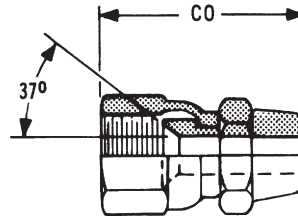


Part Number	Description	
3BJ 4-4	4 BSP 4 JIC SW FEM	
3BJ 6-6	6 BSP 6 JIC SW FEM	
3BJ 8-8	8 BSP 8 JIC SW FEM	
3BJ 12-12	12 BSP 12 JIC SW FEM	
3BJ 16-16	16 BSP 16 JIC SW FEM	
4B-4P	4 BSP PLUG	
4B-6P	6 BSP PLUG	
4B-8P	8 BSP PLUG	
4B-12P	12 BSP PLUG	
4B-16P	16 BSP PLUG	
4T-4P	4 BSPT ... PLUG	
4T-6P	6 BSPT ... PLUG	
4T-8P	8 BSPT ... PLUG	
4T-12P	12 BSPT ... PLUG	
4T-16P	16 BSPT ... PLUG	
6B 4-4	4 BSP BULKHEAD	
6B 6-6	6 BSP BULKHEAD	
6B 8-8	8 BSP BULKHEAD	
6B 12-12	12 BSP BULKHEAD	
6B 16-16	16 BSP BULKHEAD	
LNB 4-4	4 LOCKNUT	
LNB 6-6	6 LOCKNUT	
LNB 8-8	8 LOCKNUT	
LNB 12-12	12 LOCKNUT	
LNB 16-16	16 LOCKNUT	
CB 4-4	4 BSP BLANKING CAP	
CB 6-6	6 BSP BLANKING CAP	
CB 8-8	8 BSP BLANKING CAP	
CB 12-12	12 BSP BLANKING CAP	
CB 16-16	16 BSP BLANKING CAP	
2 JB 4-4	4 JIC 4 BSP SW FEM	
2 JB 6-6	6 JIC 6 BSP SW FEM	
2 JB 8-8	8 JIC 8 BSP SW FEM	
2 JB 12-12	12 JIC 12 BSP SW FEM	
2 JB 16-16	16 JIC 16 BSP SW FEM	
400 021 4490	4 BSP BONDED SEAL	
400 023 4490	6 BSP BONDED SEAL	
400 025 4490	8 BSP BONDED SEAL	
400 027 4490	12 BSP BONDED SEAL	
400 030 4490	16 BSP BONDED SEAL	



Metal Hose Weld Fittings

JIC 37° SWIVEL FEMALE WELD FITTINGS FOR METAL HOSE



Carbon Steel

Part Number	Metal Hose I.D.	Female Thread	Body Hex	Overall Length	Inside Diameter	Taper Length	Taper O.D. At End
04-604	1/4	7/16 - 20	5/8	1.325	.156	7/16	1/2
06-606	3/8	9/16 - 18	11/16	1.390	.296	7/16	5/8
08-608	1/2	3/4 - 16	13/16	1.525	.406	7/16	11/16
08-610	1/2	7/8 - 14	13/16	1.625	.406	7/16	11/16
12-612	3/4	1-1/16 - 12	1-1/16	1.740	.625	7/16	15/16
16-616	1	1-5/16 - 12	1-3/8	1.925	.844	7/16	1-3/16
20-620	1-1/4	1-5/8 - 12	1-3/4	2.050	1.062	7/16	1-1/2
24-624	1-1/2	1-7/8 - 12	2	2.250	1.312	7/16	1-3/4
32-632	2	2-1/2 - 12	2-1/2	2.565	1.656	7/16	2-1/4

Stainless Steel Type 303

Part Number	Metal Hose I.D.	Female Thread	Body Hex	Overall Length	Inside Diameter	Taper Length	Taper O.D. At End
04-SS-604	1/4	7/16 - 20	5/8	1.325	.156	7/16	1/2
06-SS-606	3/8	9/16 - 18	11/16	1.390	.296	7/16	5/8
08-SS-608	1/2	3/4 - 16	13/16	1.525	.406	7/16	11/16
08-SS-610	1/2	7/8 - 14	13/16	1.625	.406	7/16	11/16
12-SS-612	3/4	1-1/16 - 12	1-1/16	1.740	.625	7/16	15/16
16-SS-616	1	1-5/16 - 12	1-3/8	1.925	.844	7/16	1-3/16
20-SS-620	1-1/4	1-5/8 - 12	1-3/4	2.050	1.062	7/16	1-1/2
24-SS-624	1-1/2	1-7/8 - 12	2	2.250	1.312	7/16	1-3/4

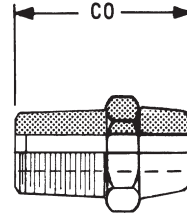
Stainless Steel Type 316

Part Number	Metal Hose I.D.	Female Thread	Body Hex	Overall Length	Inside Diameter	Taper Length	Taper O.D. At End
04-S16-604	1/4	7/16 - 20	5/8	1.325	.156	7/16	1/2
06-S16-606	3/8	9/16 - 18	11/16	1.390	.296	7/16	5/8
08-S16-608	1/2	3/4 - 16	13/16	1.525	.406	7/16	11/16
08-S16-610	1/2	7/8 - 14	13/16	1.625	.406	7/16	11/16
12-S16-612	3/4	1-1/16 - 12	1-1/16	1.740	.625	7/16	15/16
16-S16-616	1	1-5/16 - 12	1-3/8	1.925	.844	7/16	1-3/16
20-S16-620	1-1/4	1-5/8 - 12	1-3/4	2.050	1.062	7/16	1-1/2
24-S16-624	1-1/2	1-7/8 - 12	2	2.250	1.312	7/16	1-3/4
32-S16-632	2	2-1/2 - 12	2-1/2	2.565	1.656	7/16	2-1/4

Metal Hose Weld Fittings



NPTF SOLID MALE WELD FITTINGS FOR METAL HOSE



Carbon Steel

Part Number	Metal Hose I.D.	NPTF Male Thread	Body Hex	Overall Length	Inside Diameter	Taper Length	Taper O.D. At End
04-104	1/4	1/4 - 18	5/8	1.280	.250	7/16	1/2
06-106	3/8	3/8 - 18	11/16	1.280	.375	7/16	5/8
08-108	1/2	1/2 - 14	7/8	1.500	.468	7/16	11/16
12-112	3/4	3/4 - 14	1-1/16	1.562	.656	7/16	15/16
16-116	1	1 - 11-1/2	1-3/8	1.750	.890	7/16	1-3/16
20-120	1-1/4	1-1/4 - 11-1/2	1-3/4	1.781	1.250	7/16	1-1/2
24-124	1-1/2	1-1/2 - 11-1/2	2	1.937	1.312	7/16	1-3/4
32-132	2	2 - 11-1/2	2-1/2	1.968	1.687	7/16	2-1/4

Stainless Steel Type 303

Part Number	Metal Hose I.D.	NPTF Male Thread	Body Hex	Overall Length	Inside Diameter	Taper Length	Taper O.D. At End
04-SS-104	1/4	1/4 - 18	5/8	1.280	.250	7/16	1/2
06-SS-106	3/8	3/8 - 18	11/16	1.280	.375	7/16	5/8
08-SS-108	1/2	1/2 - 14	7/8	1.500	.468	7/16	11/16
12-SS-112	3/4	3/4 - 14	1-1/16	1.562	.656	7/16	15/16
16-SS-116	1	1 - 11-1/2	1-3/8	1.750	.890	7/16	1-3/16
20-SS-120	1-1/4	1-1/4 - 11-1/2	1-3/4	1.781	1.250	7/16	1-1/2
24-SS-124	1-1/2	1-1/2 - 11-1/2	2	1.937	1.312	7/16	1-3/4
32-SS-132	2	2 - 11-1/2	2-1/2	1.968	1.687	7/16	2-1/4

Stainless Steel Type 316

Part Number	Metal Hose I.D.	NPTF Male Thread	Body Hex	Overall Length	Inside Diameter	Taper Length	Taper O.D. At End
04-S16-104	1/4	1/4 - 18	5/8	1.280	.250	7/16	1/2
06-S16-106	3/8	3/8 - 18	11/16	1.280	.375	7/16	5/8
08-S16-108	1/2	1/2 - 14	7/8	1.500	.468	7/16	11/16
12-S16-112	3/4	3/4 - 14	1-1/16	1.562	.656	7/16	15/16
16-S16-116	1	1 - 11-1/2	1-3/8	1.750	.890	7/16	1-3/16
20-S16-120	1-1/4	1-1/4 - 11-1/2	1-3/4	1.781	1.250	7/16	1-1/2
24-S16-124	1-1/2	1-1/2 - 11-1/2	2	1.937	1.312	7/16	1-3/4
32-S16-132	2	2 - 11-1/2	2-1/2	1.968	1.687	7/16	2-1/4




AIR-HYDRAULIC PUMP MODEL VAP-10

If your requirements call for an air-operated pump, the VAP-10 will provide the performance and versatility necessary for all of your crimping needs.

Some of the many features of the VAP-10 Air/Hydraulic Power Pump include:

- A swivel coupling for easy hook-up from almost any position.

- An internal air muffler for quieter operations.
- A large reservoir for handling a variety of single-acting cylinders.
- A treadle-start switch that allows the VAP-10 to power your Crimper with a slight pressure of the operator's hand or foot.



SPECIFICATIONS

Part Number: VAP-10

Size: 12" L x 8-1/2" H x 5-1/2" W

Hydraulic Pressure (psi)	0	1000	2000	3000	4000	5000	6000	7000	8000	9000	10000
Oil Flow (in ³ /min)	80.8	64.6	54.2	44.5	37.5	32.0	27.1	22.2	18.4	15.1	13.1
Oil Flow (cc/min)	1324	1058	888	730	614	524	444	363	302	247	214

HAND PUMP MODEL VHP 10000

The model VHP 10000 Hand Pump is ideal for operating a Crimper wherever electrical or pneumatic power sources are not available.

Using the model VHP 10000 Hand Pump for on-site repairs, or as a back-up unit in the shop, provides an ideal combination of economical performance and easy-to-use convenience.

SPECIFICATIONS

Part Number: VHP 10000

Size: 13-1/8" L x 5-5/8" H x 3-3/8" W

Weight: 4-1/2 lbs.

PERFORMANCE SPECIFICATIONS

VHP 10000 Reservoir Capacity: 25 in³ (410cc)

Weight: 8Lb (3.6 Kg)

Max Hydraulic Pressure: 10000 psi (680 bar)

Low Pressure Flow: .35 in³ per stroke

High Pressure Flow: .07 in³ per stroke

Maximum Handle Effort: 100 Lb (45 Kg)



HAND SKIVE TOOL MODEL 7S1126

Hand held skive tool ideal for removing cover on large diameter spiral hose. Easily adjusts to sizes through -32. Features a removable double-edged blade.



D-100-S CRIMPER

Product Features

- Capacity: 1" two-wire and 1/2" four-spiral with standard dies.
- Open design with removable pusher.
- Accurate micrometer dial setting.
- Light weight portable design.
- Tubular frame with adjustable head.
- 5 die sets included.
- Sold less pump to utilize existing power supply.
- Weight 39 lbs.



D-100-SH CRIMPER

- W/ Hand pump. • 5 sets of dies.

D-100-SP CRIMPER

- W/ Pneumatic pump. • 5 sets of dies.



D-101-S CRIMPER

Product Features

- W/ Electrical box - No pump.
- 5 sets of dies.

D-165-E CRIMPER

Product Features

- Capacity: 1-1/4" Two-Wire 1-1/4" Four-Wire 1" Six-Wire
- 60 ton crimping force.
- 1HP 110-volt electric pump.
- 8 die sets included.
- Weight 140 lbs.
- Dimensions 12-1/2" W x 22" L x 22-1/4" H



CC-30 CRIMPER

Product Features


- Capacity: 2" Two-Wire 1-1/4" Four-Wire 1-1/4" Six-Wire.
- 155 ton crimping force.
- 2HP 110-volt electric pump.
- 7 die sets included.
- Weight 255 lbs.
- Dimensions 15" W x 23-1/2" L x 20-1/2" H.



CC200 CRIMPER

Product Features

- Capacity: 2" six-wire hydraulic hose. 2-1/2" industrial hose.
- 340 ton crimping force.
- 5 HP 230V / 3 phase electric pump. 460-volt / 3 phase (optional).
- 9 die sets included.
- Accurate numeric crimp adjuster.
- Weight 579 lbs.
- Dimensions 20" W x 29" L x 32" H.



CC4-50 ACT2 CRIMPER

- Capacity: 2" six spiral hydraulic hose. 2-1/2" industrial hose.
- 340 ton crimping force.
- 7.5 HP 220V / 3 phase electric pump. 460-volt / 3 phase (optional).
- 9 standard die sets included.
- Automatic crimp technology controller with memory.
- Weight 579 lbs.
- Dimensions 20" W x 29" L x 32" H.



CC-60 ACT2 CRIMPER

Product Features

- Capacity: 2" four spiral hydraulic hose. Most six spiral hydraulic hose. 4" industrial hose.
- 265 ton crimping force.
- 7.5 H.P. 220-volt / 3 phase electric pump. 460-volt / 3 phase (optional)
- 9 standard die sets included.
- Automatic crimp technology controller with memory.
- Weight 579 lbs.
- Dimensions 20" W x 29" L x 32" H.





CC600 Crimper

Product Features

- Capacity: 2 1/2" six spiral hydraulic to 6" industrial.
- 350 tons of crimping force.
- 7 1/2 h.p. 230 volt 3 phase 2 stage electric motor.
- Programmable ACT controller.
- Weight: 4000 lbs.

- Dimensions: 36" W x 22"L x 57" H




CC1000 Crimper

Product Features

- Capacity: 2 1/2" six spiral hydraulic to 10" industrial.
- 400 tons of crimping force.
- 7 1/2 h.p. 230 volt 3 phase 2 stage electric motor.
- Programmable ACT controller.
- Weight: 6185 lbs.


- Dimensions: 44" W x 30"L x 74" H



HS 300 Hose Saw

Product Features

- 3 HP 230-volt single phase electric motor
- includes adjustable "Hose Helper" retention device.
- Hose Counter
- Mister Kit optionally available



HS 500 Hose Saw

Product Features

- 5 HP 230-volt single phase electric motor
- includes adjustable "Hose Helper" retention device.
- Hose Counter
- Mister Kit optionally available

BE Series Test Chamber

Product Features

- Pressure range to 50,000 psi
- 0-5000 psi low pressure gauge available
- six port multiple outlet manifold
- Automatic pressure cut off when door is open
- Full front opening allows skid loading
- Interior coated with polyurethane bed liner material
- Complete range of dies and accessories available
- Weight: 750 lbs.
- Inside Dimension: 18" H x 35" x 71" L



BE Series Electronic Test Chamber

Product Features


- Programmable electronic model with paper tape printout
- Pressure range to 50,000 psi
- 0-5000 psi low pressure gauge available
- six port multiple outlet manifold
- Automatic pressure cut off when door is open
- Full front opening allows skid loading
- Interior coated with polyurethane bed liner material
- Complete range of dies and accessories available
- Weight: 750 lbs.
- Inside Dimension: 18" H x 35" x 71" L



101J CRIMPER CONVERSION KIT

The 101J Crimper Conversion Kit converts an existing crimper to make simple and accurate crimping of NRP Jones 1J fittings possible.

The standard kit consists of 5 standard die sets (1/4, 3/8, 1/2, 3/4 and 1") with optional 5/8" and 1-1/4" die sets available. The top and bottom die plates, 2 spacer rings, a replacement pusher, and a new housing with decal complete the kit.

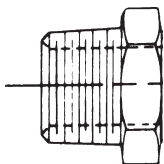


Dash Number Chart

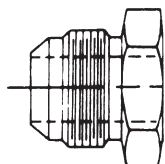
Dash Number	Pipe Threads Standard	Decimal	Straight Threads	Decimal Threads Per Inch	Tube O.D.	Decimal
2	1/8	.125	5/16 - 24	.312-24	1/8	.125
3			3/8 - 24	.375-24	3/16	.187
4	1/4	.250	7/16 - 20	.437-20	1/4	.250
5			1/2 - 20	.500-20	5/16	.312
6	3/8	.375	9/16 - 18	.562-18	3/8	.375
8	1/2	.500	3/4 - 16	.750-16	1/2	.500
10			7/8 - 14	.875-14	5/8	.625
12	3/4	.750	1-1/16 - 12	1.062-12	3/4	.750
14			1-3/16 - 12	1.187-12	7/8	.875
16	1	1.000	1-5/16 - 12	1.312-12	1	1.000
18			1-1/2 - 12	1.500-12	1-1/8	1.125
20	1-1/4	1.250	1-5/8 - 12	1.625-12	1-1/4	1.250
24	1-1/2	1.500	1-7/8 - 12	1.875-12	1-1/2	1.500
32	2	2.000	2-1/2 - 12	2.500-12	2	2.000

Thread-End Configurations

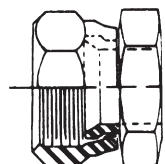
Male Pipe Thread
100



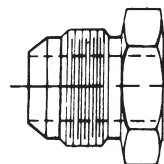
Male SAE (45° Flare)
300



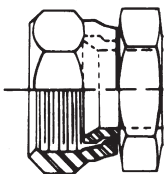
Female SAE
(45° Flare) Swivel
400



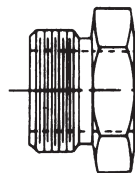
Male JIC (37° Flare)
500



Female JIC
(37° Flare) Swivel
600



Male "O" -Ring Boss
700



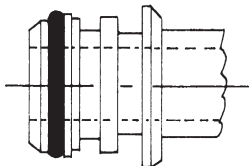
Female Pipe Thread
900



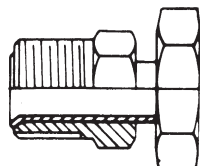
SAE Female
Inverted, Solid
900 IF



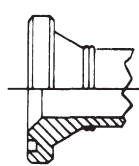
"O" Lok
S00



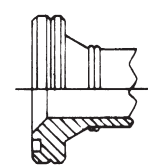
Male Inverted Flare
B00



"O" -Ring Flange SAE
Code 61



"O" -Ring Flange SAE
Code 62



Explanation of Jones Part Numbering System



FERRULES

FIRST NUMBER = TYPE OF HOSE & FERRULE

2	100R1, 100R2, 100R3, HYDRA-LITE I & II - STEEL SKIVE
3	100R3, 100R4 - STEEL NON-SKIVE
4	100R12, 3-WIRE - STEEL SKIVE
5	100R1AT, 100R2AT, 100R5, HYDRA-LITE I & II - STEEL & ALUM NON-SKIVE
6	100R1, 100R2, HYDRA-LITE I & II - ALUMINUM SKIVE
6	100R4 - STEEL NON-SKIVE & 100R13 - STEEL SKIVE
7	100R7 - STEEL

SECOND & THIRD NUMBERS = I.D. OF THE HOSE

02-	1/8	12-	3/4
03-	3/16	14-	7/8
04-	1/4	16-	1
05-	5/16	20-	1-1/4
06-	3/8	24-	1-1/2
08-	1/2	32-	2
10-	5/8		

MIDDLE LETTER DESIGNATIONS

-A-	ALUMINUM
-SS-	303-304 STAINLESS STEEL
-S16-	316 STAINLESS STEEL

FOURTH, FIFTH, & SIXTH NUMBER = TYPE OF HOSE & FERRULE

-100	1 WIRE - SKIVE
-200	1 & 2 WIRE COMBINATION - SKIVE
-300	100R3-R4-R6-GP - STEEL & ALUMINUM NON-SKIVE
-400	100R4 NON-SKIVE - 100R12 SKIVE
-500	NON-SKIVE
-600	100R1, 100R2, HYDRA-LITE I & II - ALUMINUM SKIVE
-600	100R4 - STEEL NON-SKIVE & 100R13 - STEEL SKIVE

STEMS

FIRST NUMBER = TYPE OF HOSE

1	100R1 & 100R4
2	100R1, 100R2, 100R3, HYDRA-LITE I & II - 1-1/4" & ABOVE 100R12
4	100R12, THREE WIRE
6	100R13
P	PUSH-ON

SECOND & THIRD NUMBERS = I.D. OF THE HOSE

02-	1/8	12-	3/4
03-	3/16	14-	7/8
04-	1/4	16-	1
05-	5/16	20-	1-1/4
06-	3/8	24-	1-1/2
08-	1/2	32-	2
10-	5/8		



Explanation of Jones Part Numbering System

LETTER & NUMBER DESIGNATIONS

-FSX-S	FLAT FACE O-RING SEAL - FEMALE SWIVEL WITH CRIMPED NUT
-L-	LONG DROP
-M-	MEDIUM DROP
-S-	SHORT DROP
-SS-	303-304 STAINLESS STEEL
-S16-	316 STAINLESS STEEL
-XH-	EXTRA HEAVY NUT

FOURTH NUMBER OR LETTER = TYPE OF THREAD CONFIGURATION OR FITTING

-0	NPTF SWIVEL FEMALE W/ O-RING
-1	NPTF SOLID MALE
-2	NPTF SWIVEL MALE
-3	SAE 45 DEGREE SOLID MALE
-4	SAE 45 DEGREE SWIVEL FEMALE
-5	JIC 37 DEGREE SOLID MALE
-6	JIC 37 DEGREE SWIVEL FEMALE
-7	ORB SOLID MALE
-8	ORB SWIVEL MALE
-9	NPTF SOLID FEMALE
-A	SWIVEL FEMALE FLAT FACE O-RING SEAL - 90 SHORT DROP
-A	SWIVEL FEMALE FLAT FACE O-RING SEAL - 90 LONG DROP
-B	SAE 45 DEGREE INVERTED SWIVEL
-E	MALE FLARELESS
-G	O-RING FLANGE
-J	SWIVEL FEMALE FLAT FACE O-RING SEAL - 90 MEDIUM DROP
-L	SWIVEL FEMALE FLAT FACE O-RING SEAL - 45 DROP
-S	"O"-LOK STEM
-T	TUBE STEM
-V	VICTAULIC GROOVE

FIFTH & SIXTH NUMBER = THREAD SPECIFICATIONS

	NPTF	JIC	SAE	FLAT FACE	FLANGE OR C'BORE SIZE
02	1/8-27				1/8
03			3/8-24		3/16
04	1/4-18	7/16-20	7/16-24	9/16-18	1/4
05		1/2-20	1/2-20		5/16
06	3/8-18	9/16-18	5/8-18	11/16-16	3/8
07		5/8-18	11/16-18		7/16
08	1/2-14	3/4-16	3/4-16	13/16-16	1/2
10		7/8-14	7/8-14	1-14	5/8
12	3/4-14	1-1/16-12	1-1/16-14	1-3/16-12	3/4
14		1-3/16-12			7/8
16	1 11-1/2	1-5/16-12		1-7/16-12	1
20	1-1/4 11-1/2	1-5/8-12		1-11/16-12	1-1/4
24	1-1/2 11-1/2	1-7/8-12		2-12	1-1/2
32	2 11-1/2	2-1/2-12			2

JIC BENT TUBES - THREAD SPECIFICATIONS

90 DEGREE	45 DEGREE	JIC
64	84	7/16-20
65	85	1/2-20
66	86	9/16-18
68	88	3/4-16
70	90	7/8-14
72	92	1-1/16-12
74	94	1-3/16-12
76	96	1-5/16-12

Notes

Notes



Warranty Statement

NRP-JONES warrants that its products shall be free from defects in materials and workmanship when properly used and applied under normal conditions. Our liability on proven defective material is expressly limited to the original net purchase price, less service received on a pro-rated basis, or at the option of NRP-JONES the replacement of such item, upon its authorized return.

All claims for defective goods must be received in writing within a maximum of 12 months from date of sale by NRP-JONES to be considered. Seller's advance written authorization is required for the return of any product.

Merchandise damaged as a result of carelessness, mishandling, or misapplication is specifically excluded from the above warranty, as are all implied warranties, on any consequential injury, property damage and/or loss of profit which may be claimed to have been incurred through the sale or use of any such products or parts thereof which might be defective.

Except as otherwise expressly provided above, seller makes no representation or warranty of any kind, express or implied, with respect to the goods sold as to merchantability, fitness for a particular purpose, or any other matter with respect to the goods, whether used alone or in combination with other products.

Important Notice:

Specifications for all products described in this publication are subject to change without prior notice.

Hose and Fitting Products for Every Need

Additional Products Manufactured by NRP-JONES:

Industrial Hose for...

Acid

Agriculture

Armored Hose

Chemical

Concrete

Dredging

FDA

Food Processing Wash Down

Food Transfer

Grease

Irrigation

Loading & Unloading

Material Handling

Oil & Gasoline

Oil Suction & Discharge

Petroleum

Rock Dust

Rotary Drilling

Choke & Kill

Marine Exhaust

Marine Coolant

Motion Compensator

Vibrator

Sandblast

Slurry

Steam Pile Driver

Tank Truck

Vacuum

Water

Industrial Hose Thru 24" I.D.

Hose Assemblies • Military Specifications
Private Branding • Oil Field Products • Skirt Board Rubber

“We’ll Go to Great Lengths to Meet Your Needs”

Customer Service

TOLL-FREE NUMBERS:

Utah 1-800-453-1480

Indiana 1-800-348-8868

FAST ACTION ORDER ENTRY
TOLL-FREE FAX: 1-800-207-2221



MADE IN THE
U.S.A.®



116

Distributed by:

