

# TABLE OF CONTENTS

Socket Wrench Sets.....	<b>8 - 17</b>	Pick, Hook and Scraper Sets .....	<b>84</b>
Hex Bit Socket Sets.....	<b>18</b>	Chisel Scrapers.....	<b>85</b>
Torx® Bit Socket Sets .....	<b>19</b>	Pry Bars .....	<b>85</b>
Chrome Sockets Open Stock – S.A.E. ....	<b>20</b>	Striking Tools Feature .....	<b>86</b>
Chrome Sockets Open Stock – Metric .....	<b>21</b>	Hammers and Axes.....	<b>87 - 89</b>
Hex and Torx® Bit Sockets Open Stock.....	<b>22</b>	Punches and Chisels .....	<b>90 - 92</b>
Socket Accessories.....	<b>23 - 25</b>	Wrecking Bars .....	<b>94</b>
Ratchet Wrenches.....	<b>26 - 29</b>	Digging and Crow Bars.....	<b>95</b>
Power Sockets Feature.....	<b>30</b>	Bolt / Rod Cutters.....	<b>95</b>
Hex and Torx® Bit Power Socket Sets.....	<b>31</b>	Measuring Tools – Construction .....	<b>96 - 99</b>
Power Socket Sets .....	<b>32 - 39</b>	Staples.....	<b>99</b>
Power Sockets – Truck Tire .....	<b>40</b>	Staple and Nail Guns and Hammer Tackers .....	<b>100</b>
Power Socket Accessories .....	<b>41</b>	Measuring Tools – Precision.....	<b>101 - 108</b>
Power Sockets – Open Stock S.A.E. ....	<b>42</b>	Measuring Tools – Electronic .....	<b>109 - 113</b>
Power Sockets – Open Stock Metric .....	<b>43</b>	Flashlights .....	<b>114 - 115</b>
Power Sockets – Open Stock Hex and Torx®.....	<b>43</b>	Clamps.....	<b>116 - 121</b>
Adjustable Wrenches.....	<b>44 - 45</b>	Vises.....	<b>122</b>
Flare Nut Wrenches .....	<b>45</b>	Rivet Tools .....	<b>123</b>
Ratcheting Combination Wrenches.....	<b>46 - 47</b>	Gear Pullers.....	<b>124</b>
Combination Wrenches .....	<b>48 - 51</b>	Bearing Separators .....	<b>124</b>
Striking Wrenches.....	<b>52</b>	Puller Sets – Specialty .....	<b>125</b>
Structural Wrenches .....	<b>53</b>	Lubricating Equipment .....	<b>126 - 132</b>
Hook or Pin Spanner Wrenches.....	<b>53</b>	Fluid Transfer Equipment.....	<b>133</b>
Crowfoot Wrenches .....	<b>53</b>	Spring Rewind Hose Reels.....	<b>134</b>
Tire Torque Wrenches.....	<b>55</b>	Hand Crank Hose Reels .....	<b>134</b>
Torque Screwdriver.....	<b>55</b>	Hacksaws and Blades .....	<b>135</b>
Torque Wrenches.....	<b>54, 56 - 57</b>	Safety Goggles.....	<b>136</b>
Torque Multiplier Kits .....	<b>58</b>	Gloves.....	<b>136</b>
Piping Tools Feature .....	<b>59</b>	Tool Boxes .....	<b>137 - 147</b>
Pipe Wrenches .....	<b>60</b>	Tool Box Accessories.....	<b>147</b>
Pipe Cutters.....	<b>61 - 62</b>	Bench Grinders .....	<b>148</b>
Pipe Tools .....	<b>63</b>	Bandsaws .....	<b>149 - 150</b>
Hex Key Wrenches.....	<b>64 - 68</b>	Dust Collector.....	<b>151</b>
Screwdrivers.....	<b>69 - 74</b>	Drill Presses.....	<b>152 - 154</b>
Specialty Screwdrivers .....	<b>74</b>	Display Merchandisers .....	<b>155 - 158</b>
Nut Drivers.....	<b>75</b>	Replacement Wear Parts.....	<b>159 - 161</b>
Pliers and Cutting Tools Feature.....	<b>76</b>	Warranty Policy .....	<b>162</b>
Locking Pliers.....	<b>77</b>	Alphabetical Index.....	<b>163</b>
Pliers and Cutters.....	<b>78 - 81</b>	Numerical Index .....	<b>164 - 168</b>
Aviation Snips.....	<b>82</b>		
Wire Strippers / Cutters .....	<b>83</b>		
Fencing Tool.....	<b>83</b>		





## JET SPONSORS THESE OUTSTANDING RACING TEAMS

THAT'S RIGHT! All of these great Canadian racing teams use **JET Professional Tools** on and off the track. They know that in the heat of the battle, winning teams demand tools that stand up to the extreme conditions of championship drag racing. No other motorsport in the world requires race teams to perform complete engine and even entire race car teardown / rebuilds between every pass (this often has to be accomplished in a

compressed time frame of under 75 minutes). Talk about pressure! And whether it's wrenching on a 7,000 hp top fuel dragster, a 230 mph Pro Mod door car or your stock weekend warrior, **JET** has the quality and range of tools to get the job done – every time! In the fast paced world of drag racing, there is no room for second best. That's why winning teams use **JET Professional Tools** – shouldn't you?





# SPONSORED TEAMS



1



2

**1** Bob Haffner / Ken Remple  
– NHRA Top Comp Dragster



3



4

**2** Carl “Big Dog” Spiering  
– IHRA / NHRA Pro Mod

**3** Darrell “The Burnout King” Webb – International Blown Alcohol Association

**4** Dave Richardson – 2007 Canada West Doorslammer Series Champion



5



6

**5** Ed Douglas – NHRA Top Alcohol Dragster

**6** John Evanchuck – NHRA / IHRA Top Alcohol Funny Car

**7** Kenny Lang – 2007 IHRA \$20,000 Pro Mod Shoot-Out Winner



7



8

**8** Friesen Motorsports / Roger Bateman – NHRA Top Alcohol Funny Car

**9** Tim Nemeth – NHRA Top Alcohol Funny Car



9



10


**10** Trevor Lowe – 2007 West Coast Pro Mod Association Runner-Up



All photos courtesy Bill Jeffery and Speedzone Magazine



# Selected **NEW** PRODUCTS!



**External Torx®  
Socket Sets**  
pg. 19



**Staplers** pg. 100




**Punch and Chisel Sets** pg. 90 – 91



**Torque  
Multiplier Kit**  
pg. 58



**Power Socket  
Sets**  
pg. 32 – 39



**Structural Wrench** pg. 53



**Hammer Tackers**  
pg. 100



**Quick-Clamps**  
pg. 120



**Tool Boxes**  
pg. 137 – 147



**Pipe Cutters**  
pg. 61 – 62



**JHDV Series  
Super-Duty Vise**  
pg. 122



**Portable  
Hand Tool Boxes**  
pg. 137



**F-Clamps**  
pg. 120



**Strongarm Flashlights**  
pg. 114 – 115



# JET – The Industry Standard for over 50 Years!



FOR OVER 50 YEARS, **JET** has been providing quality tools and equipment to the Industrial and Automotive markets across this nation. Professionals in all walks of life have come to depend on **JET** to provide the tools necessary to get the job done with confidence and efficiency. We at **JET** are proud of our products, our employees and the unparalleled service we provide to the men and women who service all industries that contribute to this great country we call Canada. Here are a few reasons why we believe we stand out from our competitors:

## ▶ **PRODUCT RANGE**

**JET Equipment & Tools** carries one of the widest ranges of hard working, high performance products available in Canada today. Every one of our 6,000+

products are manufactured to exacting standards and are built to meet the most demanding field applications. Our products include abrasives, cutting tools, hand tools, specialty automotive tools,

pneumatic air tools, material handling and lifting equipment, shop equipment and heavy duty machinery items. We are truly Canada's one-stop shop for tools and equipment.



## ▶ **STRATEGICALLY LOCATED WAREHOUSES AND INVENTORY**

Once again, **JET** leads the way in Canada by offering huge tool inventories in six strategically located warehouses across the nation. This crucial strategy ensures that our

customers receive the fastest delivery times regardless of their location. When the heat is on and customers need product now, **JET** has the advantage.



## ▶ **AFTER SALES & SERVICE**

**JET** is 100% committed to the Canadian market and the products that we sell. We employ a large staff of sales and service people to ensure that our customers' needs are met before and after the sale. **JET** stocks large

quantities of parts to service all of our products through a wide range of warranty and service centers across Canada. In addition, our company can provide product, safety and service training on the many products that we carry.



## ▶ **OVER 50 YEARS OF CANADIAN INDUSTRY KNOWLEDGE**


**JET** has been a key player in the Canadian tool and equipment business for over 50 years. In addition, many of our employees have over 20 years of service and experience in the tool and equipment industry. This combination of knowledge and our focus on the special needs and requirements of the Canadian market is

truly unique, providing our customers with a real advantage over most competitors. **JET** has provided dependable products to almost every conceivable industry. These include: shipbuilding, forestry, mining, fishing, petro-chemical, pulp and paper, car manufacturing, steel fabrication, foundries, heavy construction,

professional automotive repair, heavy duty truck and equipment maintenance, military equipment maintenance, aerospace and aircraft manufacturing and maintenance, agriculture, the list goes on. So when you need quality, dependable and safe tools, count on **JET**. Thousands of others do!







Torque Drive™ socket design contacts the fasteners on the side instead of the corners, reducing fastener rounding and allowing 20% more torque

Chamfered edges allow easy and fast socket placement on fastener

*For the past 50 years, JET™ has continued to improve the quality and performance of our chrome socket product line. We realized a long time ago that sockets and socket accessories are one of the most widely used and critical tools in the work place and that our focus should be to provide the best product in the Canadian market. Today our socket category is unparalleled in the industry. We carry an extensive range of premium products featuring superior strength, tolerances and range. When you want tools that stand up to the toughest jobs, be sure you have JET™ brand sockets in your tool box!*

MANUFACTURING PROCESS



All sockets forged from superior quality Chrome Vanadium steel

Superior heat treating processes

Precision ground to JET™ specifications prior to plating

Precision machined to exact tolerances

Precision chamfering process. Allows easy socket placement on fasteners



EXCLUSIVE JET LOCKING EXTENSION BARS

- ◆ Posi-lock system ensures all sockets and accessories stay on until you are ready to release them
- ◆ Use with JET™ quick release ratchet system to avoid unexpected detachment during use – no more dropped tools in your work environment
- ◆ Saves time and money!

UNIQUE, SUPER HEAVY-DUTY FLEX BAR HEADS FOR THE TOUGHEST JOBS

- ◆ All components made with superior quality Chrome Vanadium Steel
- ◆ Exceptional performance, strength and durability





# 1/4" DR SOCKET WRENCH SETS

- All components are forged from high quality Chrome Vanadium steel
- Torque-Drive™ sockets contact the fastener on the sides rather than the corners, reducing corner rounding and allowing 20% more torque
- Chamfered edges allow easiest socket placement on fastener, increasing productivity and reducing frustration
- Extra long deep sockets ensure maximum accessibility
- Meets or exceeds U.S. Federal Specs: GGG-W-641E and Canadian Government Specs: CDA39-GP-12b and A.N.S.I. B107-10M, B107-1, B107-5

## 24 PC S.A.E. SOCKET WRENCH SET

**600115** SW1424-6

**Standard Length 6 Pt. S.A.E. Sockets:**

3/16, 7/32, 1/4, 9/32, 5/16, 11/32, 3/8, 7/16, 1/2"

**Deep Length 6 Pt. S.A.E. Sockets:**

3/16, 7/32, 1/4, 9/32, 5/16, 11/32, 3/8, 7/16, 1/2"

**Standard Accessories:**

- 48 tooth 5-1/2" quick release oval head ratchet
- 2" and 6" extensions
- 6" spinner handle
- 1-3/8" universal joint
- Metal case



**600115**

## 42 PC S.A.E. / METRIC SOCKET WRENCH SET

**600125** SW1442C-6

**Standard Length 6 Pt. S.A.E. Sockets:**

3/16, 7/32, 1/4, 9/32, 5/16, 11/32, 3/8, 7/16, 1/2"

**Deep Length 6 Pt. S.A.E. Sockets:**

3/16, 7/32, 1/4, 9/32, 5/16, 11/32, 3/8, 7/16, 1/2"

**Standard Length 6 Pt. Metric Sockets:**

4, 5, 6, 7, 8, 9, 10, 11, 12mm

**Deep Length 6 Pt. Metric Sockets:**

4, 5, 6, 7, 8, 9, 10, 11, 12mm

**Standard Accessories:**

- 72 tooth high torque ratchet
- 2" and 4" extensions
- 6" spinner handle
- 1-3/8" universal joint
- Metal case



**HT-1472 Ratchet included**



**600125**

## 42 PC S.A.E. / METRIC SOCKET WRENCH SET

**600126** SW1442C-12

**Standard Length 12 Pt. S.A.E. Sockets:**

3/16, 7/32, 1/4, 9/32, 5/16, 11/32, 3/8, 7/16, 1/2"

**Deep Length 12 Pt. S.A.E. Sockets:**

3/16, 7/32, 1/4, 9/32, 5/16, 11/32, 3/8, 7/16, 1/2"

**Standard Length 12 Pt. Metric Sockets:**

4, 5, 6, 7, 8, 9, 10, 11, 12mm

**Deep Length 12 Pt. Metric Sockets:**

4, 5, 6, 7, 8, 9, 10, 11, 12mm

**Standard Accessories:**

- 72 tooth high torque ratchet
- 2" and 4" extensions
- 6" spinner handle
- 1-3/8" universal joint
- Metal case



**HT-1472 Ratchet included**



**600126**

## 3/8" DR SOCKET WRENCH SETS

- All components are forged from high quality Chrome Vanadium steel
- Torque-Drive™ sockets contact the fastener on the sides rather than the corners, reducing corner rounding and allowing 20% more torque
- Chamfered edges allow easiest socket placement on fastener, increasing productivity and reducing frustration
- Extra long deep sockets ensure maximum accessibility
- Meets or exceeds U.S. Federal Specs: GGG-W-641E and Canadian Government Specs: CDA39-GP-12b and A.N.S.I. B107-10M, B107-1, B107-5



600223



### 11 PC S.A.E. SOCKET WRENCH SET

600223 SW3811-6

**Standard Length 6 Pt. S.A.E. Sockets:**  
5/16, 3/8, 7/16, 1/2, 9/16, 5/8, 11/16, 3/4"

**Standard Accessories:**  
48 tooth 8" quick release oval head ratchet  
6" extension  
Metal case



600226



### 15 PC METRIC SOCKET WRENCH SET

600226 SW3815M-6

**Standard Length 6 Pt. Metric Sockets:**  
8, 9, 10, 11, 12, 13, 14, 15, 16, 17, 18, 19mm

**Standard Accessories:**  
48 tooth 8" quick release oval head ratchet  
6" extension  
Metal case



600229



### 21 PC S.A.E. SOCKET WRENCH SET

600229 SW3821-6

**Standard Length 6 Pt. S.A.E. Sockets:**  
3/8, 7/16, 1/2, 9/16, 5/8, 11/16, 3/4"

**Deep Length 6 Pt. S.A.E. Sockets:**  
3/8, 7/16, 1/2, 9/16, 5/8, 11/16, 3/4, 13/16"

**Standard Accessories:**  
48 tooth 8" quick release oval head ratchet  
3" and 6" extensions  
8" flex handle  
1-7/8" universal joint  
Metal case



600234




### 30 PC METRIC SOCKET WRENCH SET

600234 SW3830M-6

**Standard Length 6 Pt. Metric Sockets:**  
8, 9, 10, 11, 12, 13, 14, 15, 16, 17, 18, 19mm

**Deep Length 6 Pt. Metric Sockets:**  
8, 9, 10, 11, 12, 13, 14, 15, 16, 17, 18, 19mm

**Standard Accessories:**  
48 tooth 8" quick release oval head ratchet  
3" and 6" extensions  
8" flex handle  
1-7/8" universal joint  
Metal case

 **WARNING:** Do not use chrome sockets on electric or air impact wrenches



## 3/8" DR SOCKET WRENCH SETS

### 45 PC S.A.E. / METRIC SOCKET WRENCH SET

**600241** SW3845C-6

**Standard Length 6 Pt. S.A.E. Sockets:**  
3/8, 7/16, 1/2, 9/16, 5/8, 11/16, 3/4"

**Deep Length 6 Pt. S.A.E. Sockets:**  
3/8, 7/16, 1/2, 9/16, 5/8, 11/16, 3/4, 13/16"

**Standard Length 6 Pt. Metric Sockets:**  
8, 9, 10, 11, 12, 13, 14, 15, 16, 17, 18, 19mm

**Deep Length 6 Pt. Metric Sockets:**  
8, 9, 10, 11, 12, 13, 14, 15, 16, 17, 18, 19mm

**Standard Accessories:**  
72 tooth High torque ratchet  
3" and 6" extensions  
8" flex handle  
1-7/8" universal joint  
Metal case

**6**  
points



**600241**



**HT-3872 Ratchet included**

### 45 PC S.A.E. / METRIC SOCKET WRENCH SET

**600242** SW3845C-12

**Standard Length 12 Pt. S.A.E. Sockets:**  
3/8, 7/16, 1/2, 9/16, 5/8, 11/16, 3/4"

**Deep Length 12 Pt. S.A.E. Sockets:**  
3/8, 7/16, 1/2, 9/16, 5/8, 11/16, 3/4, 13/16"

**Standard Length 12 Pt. Metric Sockets:**  
8, 9, 10, 11, 12, 13, 14, 15, 16, 17, 18, 19mm

**Deep Length 12 Pt. Metric Sockets:**  
8, 9, 10, 11, 12, 13, 14, 15, 16, 17, 18, 19mm

**Standard Accessories:**  
72 tooth High torque ratchet  
3" and 6" extensions  
8" flex handle  
1-7/8" universal joint  
Metal case

**12**  
points



**600242**



**HT-3872 Ratchet included**



Photo courtesy Bill Jeffrey and Speedzone Magazine

## 1/2" DR SOCKET WRENCH SETS

- All components are forged from high quality Chrome Vanadium steel
- Torque-Drive™ sockets contact the fastener on the sides rather than the corners, reducing corner rounding and allowing 20% more torque
- Chamfered edges allow easiest socket placement on fastener, increasing productivity and reducing frustration
- Extra long deep sockets ensure maximum accessibility
- Meets or exceeds U.S. Federal Specs: GGG-W-641E and Canadian Government Specs: CDA39-GP-12b and A.N.S.I. B107-10M, B107-1, B107-5



**600323**



### 20 PC S.A.E. SOCKET WRENCH SET

**600323** SW1220-6

**Standard Length 6 Pt. S.A.E. Sockets:**

7/16, 1/2, 9/16, 5/8, 11/16, 3/4, 13/16, 7/8, 15/16, 1, 1-1/16, 1-1/8, 1-3/16, 1-1/4"

**Standard Accessories:**

48 tooth 10" quick release oval head ratchet  
 5" and 10" extensions  
 15" flex handle  
 2-3/4" universal joint  
 Metal case



**600326**



### 19 PC METRIC SOCKET WRENCH SET

**600326** SW1219M-6

**Standard Length 6 Pt. Metric Sockets:**

12, 13, 14, 15, 16, 17, 18, 19, 20, 21, 22, 23, 24mm

**Standard Accessories:**

48 tooth 10" quick release oval head ratchet  
 5" and 10" extensions  
 15" flex handle  
 2-3/4" universal joint  
 Metal case



**600331**



### 29 PC S.A.E. SOCKET WRENCH SET

**600331** SW1229-6

**Standard Length 6 Pt. S.A.E. Sockets:**

3/8, 7/16, 1/2, 9/16, 5/8, 11/16, 3/4, 13/16, 7/8, 15/16, 1, 1-1/16, 1-1/8, 1-3/16, 1-1/4"

**Deep Length 6 Pt. S.A.E. Sockets:**

7/16, 1/2, 9/16, 5/8, 11/16, 3/4, 7/8"

**Standard Accessories:**

48 tooth 10" quick release oval head ratchet  
 2", 5" and 10" extensions  
 10" sliding T-handle  
 2-3/4" universal joint  
 Metal case



**WARNING:** Do not use chrome sockets on electric or air impact wrenches



# 1/2" DR SOCKET WRENCH SETS

## 55 PC S.A.E. / METRIC SOCKET WRENCH SET

600341 SW1255C-6

### Standard Length 6 Pt. S.A.E. Sockets:

3/8, 7/16, 1/2, 9/16, 5/8, 11/16, 3/4, 13/16, 7/8, 15/16, 1, 1-1/16, 1-1/8, 1-3/16, 1-1/4"

### Deep Length 6 Pt. S.A.E. Sockets:

7/16, 1/2, 9/16, 5/8, 11/16, 3/4, 7/8"

### Standard Length 6 Pt. Metric Sockets:

10, 11, 12, 13, 14, 15, 16, 17, 18, 19, 21, 22, 23, 24, 27, 30, 32mm

### Deep Length 6 Pt. Metric Sockets:

10, 12, 13, 14, 15, 16, 17, 18, 19, 21mm

### Standard Accessories:

72 tooth high torque ratchet  
2", 5" and 10" extensions  
10" sliding T-handle  
2-3/4" universal joint  
Metal case



600341



HT-1272 Ratchet included

JET also carries a complete line of Automotive Specialty sockets for almost any automotive and heavy duty truck application. These include front wheel drive axle nut sockets, four wheel drive locknut sockets, ball joint sockets and 6 and 8 point truck axle nut sockets. Please consult our Specialty Automotive Tools catalogue or visit our website at [www.jetequipment.com](http://www.jetequipment.com)



**H1486**  
6 PIN  
2-5/8" OUTER STYLE  
LOCKNUT SOCKET



**H3107**  
4 PIN  
2-3/8" OUTER STYLE  
LOCKNUT SOCKET



**H3405**  
4 PIN  
2-3/4" OUTER x  
1-9/16" STYLE  
LOCKNUT SOCKET



**8 POINT  
HEXAGON  
TRUCK WHEEL  
BEARING LOCKNUT  
SOCKET**



**H3407**  
4 PIN  
2-1/2" INNER STYLE  
LOCKNUT SOCKET



**H3445**  
2 IN 1 SPINDLE  
LOCKNUT SOCKET



**H3533**  
7 PC  
FRONT WHEEL  
DRIVE AXLE NUT  
SOCKET SET



**6 POINT  
HEXAGON  
TRUCK WHEEL  
BEARING LOCKNUT  
SOCKET**



**H3604**  
3 STEP  
4 WD SPINDLE  
REMOVER TOOL



**H3601**  
4 PIN (TOYOTA) STYLE  
LOCKNUT SOCKET



**H3542**  
6 PC 4 WD SPINDLE  
LOCKNUT SOCKET SET



**H3620**  
CHRYSLER BALL  
JOINT SOCKET

## 3/4" DR SOCKET WRENCH SETS

- All components are forged from high quality Chrome Vanadium steel
- Chamfered edges allow easiest socket placement on fastener, increasing productivity and reducing frustration
- SW7521 set comes with standard duty round head ratchet and heavy duty steel case
- SW7521HD set comes with heavy duty oval head ratchet and convenient blow mould case. All other components are the same as SW7521
- SDK3407 comes with super heavy duty 40 tooth ratchet head and telescoping handle
- Meets or exceeds U.S. Federal Specs: GGG-W-641E and Canadian Government Specs: CDA39-GP-12b and A.N.S.I. B107-10M, B107-1, B107-5



600402

12  
points

### 21 PC S.A.E. SOCKET WRENCH SET

600402 SW7521

#### Standard Length 12 Pt. S.A.E. Sockets:

3/4, 7/8, 15/16, 1, 1-1/16, 1-1/8, 1-3/16, 1-1/4, 1-5/16,  
1-3/8, 1-7/16, 1-1/2, 1-5/8, 1-3/4, 1-7/8, 2"

#### Standard Accessories:

42 tooth 20" round head ratchet (673901)  
4" and 8" extensions  
18" sliding T-handle  
Metal case

### 21 PC S.A.E. SOCKET WRENCH SET

600406 SW7521-HD

#### Standard Length 12 Pt. S.A.E. Sockets:

3/4, 7/8, 15/16, 1, 1-1/16, 1-1/8, 1-3/16, 1-1/4, 1-5/16,  
1-3/8, 1-7/16, 1-1/2, 1-5/8, 1-3/4, 1-7/8, 2"

#### Standard Accessories:

24 tooth 19-1/2" heavy duty oval head quick release ratchet (673922)  
4" and 8" extensions  
18" sliding T-handle  
Heavy duty blow mould case

Heavy Duty  
Ratchet



600406

12  
points

### 7 PC SUPER DUTY 3/4" DRIVE TOOL SET

690105 SDK3407

#### Standard Accessories:

(673923) 40 tooth super duty reversible ratchet  
(673914) 20-32" telescoping drive handle (for use with all items in kit)  
(673903) 4" extension  
(673912) 3/4" Female x 1" Male adaptor  
(673910) sliding T-handle head  
(673911) flex joint head  
Heavy duty blow mould case

Super Duty  
Ratchet  
Head



690105




673923

673903

673912

673910

673911



20" - 32"

673914 Twist to lock

## 3/4" DR SOCKET SETS

### 17 PC S.A.E. SOCKET SET

601405 SS3417

Standard Length 12 Pt. S.A.E. Sockets:

7/8, 15/16, 1, 1-1/16, 1-1/8, 1-3/16, 1-1/4, 1-5/16, 1-3/8, 1-7/16, 1-1/2, 1-5/8, 1-3/4, 1-13/16, 1-7/8, 2"

12  
points



601405

### 17 PC METRIC SOCKET SET

601406 SS3417M

Standard Length 12 Pt. Metric Sockets:

19, 21, 22, 23, 24, 26, 27, 29, 30, 32, 35, 36, 38, 41, 46, 50mm

12  
points



601406

### 17 PC DEEP S.A.E. SOCKET SET

601407 SS3417D

Deep Length 6 Pt. S.A.E. Sockets:

7/8, 15/16, 1, 1-1/16, 1-1/8, 1-3/16, 1-1/4, 1-5/16, 1-3/8, 1-7/16, 1-1/2, 1-5/8, 1-3/4, 1-13/16, 1-7/8, 2"

6  
points  
Deep



601407

## 1" DR SOCKET WRENCH SETS

### 22 PC S.A.E. SOCKET WRENCH SET

600503 SW1021

Standard Length 12 Pt. S.A.E. Sockets:

1-7/16, 1-1/2, 1-5/8, 1-11/16, 1-3/4, 1-13/16, 1-7/8, 2, 2-1/8, 2-3/16, 2-1/4, 2-3/8, 2-1/2, 2-5/8, 2-3/4, 2-15/16, 3-1/8"

Standard Accessories:

24 tooth heavy duty reversible ratchet head  
8" and 16" extensions  
22" universal handle  
Sliding T-handle head  
Metal case

12  
points



600503

### 17 PC S.A.E. SOCKET WRENCH SET

600505 SW1017

Standard Length 12 Pt. S.A.E. Sockets:

1-7/16, 1-1/2, 1-5/8, 1-11/16, 1-3/4, 1-7/8, 2, 2-3/16, 2-1/4, 2-3/8, 2-1/2"


Standard Accessories:

24 tooth heavy duty reversible ratchet head  
8" and 16" extensions  
22" universal handle  
Sliding T-handle head  
Metal case

12  
points



600505

 **WARNING:** Do not use chrome sockets on electric or air impact wrenches





601219

**6**  
points

## 3/8" DR SOCKET SETS

- All components are forged from high quality Chrome Vanadium steel
- Torque-Drive™ sockets contact the fastener on the sides rather than the corners, reducing corner rounding and allowing 20% more torque
- Chamfered edges allow easiest socket placement on fastener, increasing productivity and reducing frustration
- Extra long deep sockets ensure maximum accessibility
- All sets include socket clip holders
- Meets or exceeds U.S. Federal Specs: GGG-W-641E and Canadian Government Specs: CDA39-GP-12b and A.N.S.I. B107-10M, B107-1, B107-5



601220

**6**  
points

### 8 PC S.A.E. SOCKET SET

601219 SS3808-6

**Standard Length 6 Pt. S.A.E. Sockets:**

5/16, 3/8, 7/16, 1/2, 9/16, 5/8, 11/16, 3/4" includes socket rail



601224

**6**  
points

### 8 PC DEEP S.A.E. SOCKET SET

601220 SS3808D-6

**Deep Length 6 Pt. S.A.E. Sockets:**

3/8, 7/16, 1/2, 9/16, 5/8, 11/16, 3/4, 13/16" includes socket rail



601226

**6**  
points

### 12 PC METRIC SOCKET SET

601224 SS3812M-6

**Standard Length 6 Pt. Metric Sockets:**

8, 9, 10, 11, 12, 13, 14, 15, 16, 17, 18, 19mm includes socket rail



601227

**12**  
points

### 12 PC DEEP METRIC SOCKET SET

601226 SS3812DM-6

**Deep Length 6 Pt. Metric Sockets:**

8, 9, 10, 11, 12, 13, 14, 15, 16, 17, 18, 19mm includes socket rail



601229

**12**  
points

### 9 PC S.A.E. SOCKET SET

601227 SS3809-12

**Standard Length 12 Pt. S.A.E. Sockets:**

1/4, 5/16, 3/8, 7/16, 1/2, 9/16, 5/8, 11/16, 3/4" includes socket rail



601234

**12**  
points

### 9 PC DEEP S.A.E. SOCKET SET

601229 SS3809D-12

**Deep Length 12 Pt. S.A.E. Sockets:**

1/4, 5/16, 3/8, 7/16, 1/2, 9/16, 5/8, 11/16, 3/4" includes socket rail



601236

**12**  
points

### 12 PC METRIC SOCKET SET

601234 SS3812M-12

**Standard Length 12 Pt. Metric Sockets:**

8, 9, 10, 11, 12, 13, 14, 15, 16, 17, 18, 19mm includes socket rail

### 12 PC DEEP METRIC SOCKET SET

601236 SS3812DM-12

**Deep Length 12 Pt. Metric Sockets:**

8, 9, 10, 11, 12, 13, 14, 15, 16, 17, 18, 19mm includes socket rail



**WARNING:** Do not use chrome sockets on electric or air impact wrenches

# 1/2" DR SOCKET SETS

## 15 PC S.A.E. SOCKET SET

601316 SS1215-6

Standard Length 6 Pt. S.A.E. Sockets:

3/8, 7/16, 1/2, 9/16, 5/8, 11/16, 3/4, 13/16, 7/8, 15/16, 1, 1-1/16, 1-1/8, 1-3/16, 1-1/4" includes socket rail



601316

## 13 PC DEEP S.A.E. SOCKET SET

601313 SS1213D-6

Deep Length 6 Pt. S.A.E. Sockets:

7/16, 1/2, 9/16, 5/8, 11/16, 3/4, 13/16, 7/8, 15/16, 1, 1-1/16, 1-1/8, 1-1/4" includes socket rail



601313

## 13 PC METRIC SOCKET SET

601312 SS1213M-6

Standard Length 6 Pt. Metric Sockets:

10, 12, 13, 14, 15, 16, 17, 18, 19, 20, 21, 22, 24mm includes socket rail



601312

## 13 PC DEEP METRIC SOCKET SET

601314 SS1213DM-6

Deep Length 6 Pt. Metric Sockets:

10, 12, 13, 14, 15, 16, 17, 18, 19, 20, 21, 22, 24mm includes socket rail



601314



JET carries a wide range of Specialty Automotive Sockets for the removal and installation of oil, oxygen and vacuum sensors. Our offering includes sets containing the most popular sizes and types as well as a full range of open stock sockets. Please consult our Specialty Automotive Tools catalogue or visit our website at [www.jetequipment.com](http://www.jetequipment.com)



**H1480**  
SENSOR  
SOCKET FOR  
OIL PRESSURE  
SENDING UNITS



**H3439**  
SENSOR SOCKET  
FOR PRESSURE  
SENDING UNITS



**H3589**  
INJECTOR  
SOCKET



**H3547**  
7 PC OIL, OXYGEN  
& VACUUM SENSOR  
SOCKET SET



**H3440**  
SENSOR  
SOCKET FOR  
OIL PRESSURE  
SENDING UNITS



**H3327**  
OXYGEN / VACUUM  
SENSOR SWITCH  
SOCKET



**H3598**  
INJECTOR  
SOCKET



**H3583**  
OXYGEN / VACUUM  
SENSOR SOCKET



**H3592**  
INJECTOR SOCKET



**H3548**  
4 PC INJECTOR SOCKET  
SET WITH WINDOWS

## HEX BIT SOCKET SETS

- All sockets are forged from high quality Chrome Vanadium steel
- Hex bits are made of superior quality S2 steel for maximum strength
- All sets include socket clip holders
- Meets or exceeds U.S. Federal Specs: GGG-W-641E and Canadian Government Specs: CDA39-GP-12b and A.N.S.I. B107-10M, B107-1, B107-5



601201 / 601202



### 7 PC 3/8" DR S.A.E. HEX BIT SOCKET SET

601201 HSW3811

2" (Overall Length) S.A.E. Hex Bit Sockets:

1/8, 5/32, 3/16, 7/32, 1/4, 5/16, 3/8" includes socket rail



601802 / 601803



### 7 PC 3/8" DR METRIC HEX BIT SOCKET SET

601202 HSW3811M

2" (Overall Length) Metric Hex Bit Sockets:

3, 4, 5, 6, 7, 8, 10mm includes socket rail

### 10 PC S.A.E. HEX BIT SOCKET SET

601802 HSW3812-10

3/8" DR 2" (Overall Length) S.A.E. Hex Bit Sockets:

1/8, 5/32, 3/16, 7/32, 1/4, 5/16, 3/8"

1/2" DR 2-1/4" (Overall Length) S.A.E. Hex Bit Sockets:

1/2, 9/16, 5/8" includes socket rail

### 10 PC METRIC HEX BIT SOCKET SET

601803 HSW3812-10M

3/8" DR 2" (Overall Length) Metric Hex Bit Sockets:

3, 4, 5, 6, 7, 8, 10mm

1/2" DR 2-1/4" (Overall Length) Metric Hex Bit Sockets:

12, 14, 16mm includes socket rail



601808



### 14 PC S.A.E. / METRIC EXTRA LONG HEX BIT SET

601808 LHSW1438-14C

1/4" DR 4" (Overall Length) S.A.E. Extra Long Hex Bit Sockets: 1/8, 5/32, 3/16"

3/8" DR 4" (Overall Length) S.A.E. Extra Long Hex Bit Sockets: 7/32, 1/4, 5/16, 3/8"

1/4" DR 4" (Overall length) Metric Extra Long Hex Bit Sockets: 4, 5, 6mm

3/8" DR 4" (Overall Length) Metric Extra Long Hex Bit Sockets: 7, 8, 9, 10mm

### 7 PC 3/8" DR S.A.E. EXTRA LONG BALL NOSE HEX BIT SOCKET SET

601804 LHSW3807

4" (Overall Length) S.A.E. Extra Long Ball Nose Hex Bit Sockets:

1/8, 5/32, 3/16, 7/32, 1/4, 5/16, 3/8" includes socket rail

### 7 PC 3/8" DR METRIC EXTRA LONG BALL NOSE HEX BIT SOCKET SET

601805 LHSW3807M

4" (Overall Length) Metric Extra Long Ball Nose Hex Bit Sockets:

4, 5, 6, 7, 8, 9, 10mm includes socket rail

JET also carries a full range of hex and Torx® power socket bits. See pages 31, 33 and 38 for complete details.



601804 / 601805





## TORX® BIT SOCKET SETS

- All sockets are forged from high quality Chrome Vanadium steel
- TORX® bits are made of superior quality S2 steel for maximum strength
- All sets include socket clip holders, except SS328TS
- Meets or exceeds U.S. Federal Specs: GGG-W-641E and Canadian Government Specs: CDA39-GP-12b and A.N.S.I. B107-10M, B107-1, B107-5

### 6 PC 3/8" DR TAMPER PROOF TORX® BIT SOCKET SET

601216 SS386TB ★

2" (Overall Length) TORX® Bit Sockets:

T-25, T-30, T-40, T-45, T-50, T-55 includes socket rail

### 10 PC TAMPER PROOF TORX® BIT SOCKET SET

601801 SS1438-10TB ★

1/4" DR 1-1/2" (Overall Length) TORX® Bit Sockets:

T-10, T-15, T-20, T-25, T-27, T-30

3/8" DR 2" (Overall Length) TORX® Bit Sockets:

T-40, T-45, T-50, T-55 includes socket rail

## EXTERNAL TORX® SOCKET SETS

- All components forged from high quality chrome vanadium steel
- Chamfered edges
- All sets include socket clip holders, except SS328TS

### 7 PC 1/4" DR EXTERNAL TORX® SOCKET SET

601111 SS1407TS ★

Standard length external Torx® sockets: E4, E5, E6, E7, E8, E10, E11

### 6 PC 3/8" DR EXTERNAL TORX® SOCKET SET

601231 SS3806-TS ★

3/8" DR External TORX Sockets: E6, E8, E10, E12, E14, E16

### 12 PC 3/8" DR EXTERNAL TORX® SOCKET SET

601232 SS3812TS ★

Standard length external Torx® sockets: E4, E5, E6, E7, E8, E10, E11, E12, E14, E16, E18, E20

### 9 PC 1/2" DR EXTERNAL TORX® SOCKET SET

601321 SS1209TS ★

Standard length external Torx® sockets: E10, E11, E12, E14, E16, E18, E20, E22, E24

### 28 PC 1/4", 3/8", 1/2" DR EXTERNAL TORX® SOCKET SET

601811 SS328TS ★

Standard length external Torx® sockets:

1/4" Drive: E4, E5, E6, E7, E8, E10, E11




3/8" Drive: E4, E5, E6, E7, E8, E10, E11, E12, E14, E16, E18, E20

1/2" Drive: E10, E11, E12, E14, E16, E18, E20, E22, E24

Includes a convenient blow mould case

TORX® is a registered trademark of CAMCAR Division of TEXTRON INC.

**WARNING:** Do not use chrome sockets on electric or air impact wrenches



601811

SOCKET SETS

# S.A.E. CHROME SOCKETS OPEN STOCK

• All items meet U.S. Federal Specifications: GGG-W-641e, Canadian Government Specification CDA39-GP-12b and A.N.S.I. B107.1

**⚠ WARNING:** Do not use chrome sockets on electric or air impact wrenches

DRIVE	1/4"		1/4"		3/8"		3/8"		1/2"		3/4"		1"
Size S.A.E.	Regular 6 pt.	Deep 6 pt.	Regular 12 pt.	Deep 12 pt.	Regular 6 pt.	Deep 6 pt.	Regular 12 pt.	Deep 12 pt.	Regular 6 pt.	Deep 6 pt.	Regular 12 pt.	Deep 6 pt.	Regular 12 pt.
3/16"	670106	670306	670206	670406									
7/32"	670107	670307	670207	670407									
1/4"	670108	670308	670208	670408	671108		671208	671408					
9/32"	670109	670309	670209	670409									
5/16"	670110	670310	670210	670410	671110		671210	671410					
11/32"	670111	670311	670211	670411									
3/8"	670112	670312	670212	670412	671112	671312	671212	671412	672112				
7/16"	670114	670314	670214	670414	671114	671314	671214	671414	672114	672314			
1/2"	670116	670316	670216	670416	671116	671316	671216	671416	672116	672316			
9/16"					671118	671318	671218	671418	672118	672318			
5/8"					671120	671320	671220	671420	672120	672320			
11/16"					671122	671322	671222	671422	672122	672322			
3/4"					671124	671324	671224	671424	672124	672324	673212		
13/16"					671126	671326			672126	672326			
7/8"					671128	671328			672128	672328	673214	673414	
15/16"					671130				672130	672330	673215	673415	
1"					671132				672132	672332	673216	673416	
1-1/16"									672134	672334	673217	673417	
1-1/8"									672136	672336	673218	673418	
1-3/16"									672138		673219	673419	
1-1/4"									672140	672340	673220	673420	
1-5/16"											673221	673421	
1-3/8"											673222	673422	
1-7/16"											673223	673423	674223
1-1/2"											673224	673424	674224
1-9/16"											673225		
1-5/8"											673226	673426	674226
1-11/16"											673227		674227
1-3/4"											673228	673428	674228
1-13/16"											673229	673429	674229
1-7/8"											673230	673430	674230
2"											673232	673432	674232
2-1/8"													674234
2-3/16"													674235
2-1/4"													674236
2-3/8"													674238
2-1/2"													674240
2-5/8"													674242
2-3/4"													674244
2-15/16"													674247
3"													674248
3-1/8"													674250





# METRIC CHROME SOCKETS OPEN STOCK

- All items meet U.S. Federal Specifications: GGG-W-641e, Canadian Government Specification CDA39-GP-12b and A.N.S.I. B107.1

**⚠ WARNING:** Do not use chrome sockets on electric or air impact wrenches

DRIVE	1/4"	1/4"	1/4"	1/4"	3/8"	3/8"	3/8"	3/8"	1/2"	1/2"	3/4"
Size Metric	Regular 6 pt.	Deep 6 pt.	Regular 12 pt.	Deep 12 pt.	Regular 6 pt.	Deep 6 pt.	Regular 12 pt.	Deep 12 pt.	Regular 6 pt.	Deep 6 pt.	Regular 12 pt.
4mm	670502	670702	670602	670802							
5mm	670504	670704	670604	670804							
6mm	670506	670706	670606	670806	671506						
7mm	670507	670707	670607	670807	671507						
8mm	670508	670708	670608	670808	671508	671708	671608	671808	672508		
9mm	670509	670709	670609	670809	671509	671709	671609	671809	672509		
10mm	670510	670710	670610	670810	671510	671710	671610	671810	672510	672710	
11mm	670511	670711	670611	670811	671511	671711	671611	671811	672511		
12mm	670512	670712	670612	670812	671512	671712	671612	671812	672512	672712	
13mm					671513	671713	671613	671813	672513	672713	
14mm					671514	671714	671614	671814	672514	672714	
15mm					671515	671715	671615	671815	672515	672715	
16mm					671516	671716	671616	671816	672516	672716	
17mm					671517	671717	671617	671817	672517	672717	
18mm					671518	671718	671618	671818	672518	672718	
19mm					671519	671719	671619	671819	672519	672719	673619
20mm					671520				672520	672720	
21mm					671521	671721			672521	672721	673621
22mm					671522				672522	672722	673622
23mm									672523	672723	673623
24mm					671524				672524	672724	673624
26mm											673626
27mm									672527	672727	673627
29mm											673629
30mm									672530		673630
32mm									672532		673632
35mm											673635
36mm											673636
38mm											673638
41mm											673641
46mm											673646
50mm											673650



# HEX & TORX® BIT SOCKETS OPEN STOCK

• All items meet U.S. Federal Specifications: GGG-W-641e, Canadian Government Specification CDA39-GP-12b and A.N.S.I. B107.1

**⚠ WARNING:** Do not use chrome sockets on electric or air impact wrenches



DRIVE	1/4"	3/8"	3/8"	1/2"	3/8"
Size S.A.E.	4" Hex Bit	Hex Bit	4" Hex Bit	Hex Bit	4" Hex Ball Nose
1/8"	677021	677204			677224
5/32"	677022	677205			677225
3/16"	677023	677206			677226
7/32"		677207	677127		677227
1/4"		677208	677128		677228
9/32"					
5/16"		677210	677130		677230
11/32"					
3/8"		677212	677132		677232
1/2"				677316	
9/16"				677318	
5/8"				677320	
Metric					
3mm		677253			
4mm	677071	677254			677274
5mm	677072	677255			677275
6mm	677073	677256			677276
7mm		677257	677177		677277
8mm		677258	677178		677278
9mm			677179		677279
10mm		677260	677180		677280
12mm				677362	
14mm				677364	
16mm				677366	
Torx®	1/4" DR Torx®	1/4" DR External Torx®	3/8" DR Torx®	3/8" DR External Torx®	1/2" DR External Torx®
T10	677706				
T15	677707				
T20	677708				
T25	677709		677759		
T27	677710				
T30	677711		677761		
T40			677763		
T45			677764		
T50			677766		
T55			677767		
E4		677803		677821	
E5		677804		677822	
E6		677805		677823	
E7		677806		677845	
E8		677807		677824	
E10		677809		677825	677851
E11		677810		677847	677852
E12				677826	677853
E14				677827	677855
E16				677828	677857
E18				677830	677859
E20				677832	677861
E22					677863
E24					677865



# SOCKET ACCESSORIES

- All components are forged from high quality Chrome Vanadium steel
- Meets or exceeds U.S. Federal Specs: GGG-W-641E and Canadian Government Specs: CDA39-GP-12b and A.N.S.I. B107-10M, B107-1, B107-5

## UNIVERSAL JOINTS

PROD. NO.	MOD. NO.	Female	Male
670908	SA1407	1/4"	1/4"
671910	SA3810	3/8"	3/8"
672908	SA1207	1/2"	1/2"



## ADAPTORS

PROD. NO.	MOD. NO.	Female	Male
670911	SA1410	1/4"	3/8"
671913	SA3813	3/8"	1/4"
671914	SA3814	3/8"	1/2"
672911	SA1210	1/2"	3/8"
672912	SA1211	1/2"	3/4"
673907	SA7506	3/4"	1/2"
673912	SA7511	3/4"	1"



## ADAPTOR SET

- Includes one each: 1/4F x 3/8M, 3/8F x 1/4M, 3/8F x 1/2M, 1/2F x 3/8M, 1/2F x 3/4M
- Complete with socket clip holder

PROD. NO.	MOD. NO.	Pieces
690115	SA-5S	5



690115

## SPARK PLUG SOCKETS

- Features rubber inserts to protect spark plugs from damage

PROD. NO.	Drive	Hex Size
671932	3/8"	5/8"
671934	3/8"	13/16"



671932

## SOCKET CLIP HOLDERS

PROD. NO.	MOD. NO.	Drive	Clips
670913	SCH-14	1/4"	16
671917	SCH-38	3/8"	16
672913	SCH-12	1/2"	16

## 3 PC SOCKET CLIP HOLDER SET

PROD. NO.	MOD. NO.	Drive	Clips
690111	SCH-3S	1/4, 3/8, 1/2"	16 each (48 Total)



690111

## SOCKET ACCESSORIES

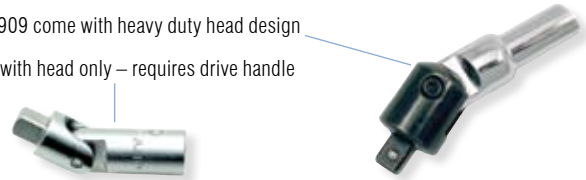
- All components are forged from high quality Chrome Vanadium steel
- Meets or exceeds U.S. Federal Specs: GGG-W-641E and Canadian Government Specs: CDA39-GP-12b and A.N.S.I. B107-10M, B107-1, B107-5

### FLEX BARS

PROD. NO.	MOD. NO.	Drive	Length	Max. Torque
<b>670902</b>	SA1401	1/4"	6"	35 ft/lbs
<b>671902</b>	SA3801	3/8"	8"	100 ft/lbs
<b>672902</b>	SA1201	1/2"	10"	330 ft/lbs
<b>672903</b>	SA1202	1/2"	15"	330 ft/lbs
<b>672918</b>	SA1213	1/2" *	24"	330 ft/lbs
<b>673909</b>	SA7508	3/4" *	24"	750 ft/lbs
<b>673911</b>	SA7510	3/4" **		750 ft/lbs
<b>674909</b>	SA1008	1"	26"	1,850 ft/lbs

\*672918 and 673909 come with heavy duty head design

\*\*673911 comes with head only – requires drive handle



### SPEEDER HANDLES

PROD. NO.	MOD. NO.	Drive	Length
<b>671911</b>	SA3811	3/8"	16"
<b>672909</b>	SA1208	1/2"	16-1/2"

### SLIDING T-HANDLES


PROD. NO.	MOD. NO.	Drive	Length
<b>670907</b>	SA1406	1/4"	4-1/4"
<b>671909</b>	SA3809	3/8"	8"
<b>672907</b>	SA1206	1/2"	10"
<b>673906</b>	SA7505	3/4"	18"
<b>673910</b>	SA7509	3/4" *	Head Only
<b>674904</b>	SA1003	1"	22"

\*Requires drive handle (sold separately, see page 22)

### SPINNER HANDLES

- Features 1/4" drive in handle – can attach ratchet or flex bar for added torque

PROD. NO.	MOD. NO.	Drive	Length
<b>670912</b>	SA1411	1/4"	6"



673910



670912



# SOCKET ACCESSORIES

## EXTENSION BARS

PROD. NO.	MOD. NO.	Pieces	Drive	Length
690120	SE38-4S	4	3/8"	1-3/4, 3, 6, 10"
690121	SE12-3S	3	1/2"	2, 5, 10"
672914	SE12-4S	4	1/2"	15, 18, 24, 30"
670904	SA1403	Open Stock	1/4"	2"
670905	SA1404		1/4"	3"
670915	SA1412		1/4"	4"
670906	SA1405		1/4"	6"
671904	SA3803		3/8"	1-3/4"
671905	SA3804		3/8"	3"
671907	SA3806		3/8"	6"
671908	SA3808		3/8"	10"
672904	SA1203		1/2"	2"
672905	SA1204		1/2"	5"
672906	SA1205	1/2"	10"	
673903	SA7502	Open Stock	3/4"	4"
673904	SA7503		3/4"	8"
673905	SA7504		3/4"	16"
674903	SA1002		1"	16"
674905	SA1004	1"	8"	



## LOCKING EXTENSION BARS

- Sockets and accessories lock on and cannot be removed until lock ring is retracted
- Keeps everything from ratchet to the socket positively connected, preventing lost pieces
- Especially useful when multiple extensions must be used
- Ideal for use with JET's quick release ratchet handles
- Coloured lock rings help identify drive size – a **JET exclusive!**
- Highest quality Chrome Vanadium steel for professional use

PROD. NO.	MOD. NO.	Pieces	Drive	Length
690124	SE38-3SL	3	3/8"	3, 6, 10"
690125	SE12-3SL	3	1/2"	3, 5, 10"
671947	SA3804L	Open Stock	3/8"	3"
671948	SA3806L		3/8"	6"
671949	SA3808L		3/8"	10"
672947	SA1203L		1/2"	3"
672948	SA1204L	1/2"	5"	
672949	SA1205L	1/2"	10"	



690124

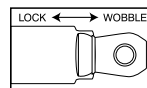


690125

## 2 WAY WOBBLE EXTENSION BARS

- 2 Position extensions provide regular or wobble drive
- Place socket in first position for wobble drive; allows improved access to hard to reach areas
- Push socket down to second position to "lock" it solidly in place; allows maximum torque
- Each extension replaces 2 others but doesn't cost twice as much
- Highest quality Chrome Vanadium steel for professional use

PROD. NO.	MOD. NO.	Pieces	Drive	Length
690122	SE38-4SW	4	3/8"	1-3/4, 3, 6, 10"
690123	SE12-3SW	3	1/2"	2, 5, 10"
671951	SA3803W	Open Stock	3/8"	1-3/4"
671952	SA3804W		3/8"	3"
671953	SA3806W		3/8"	6"
671954	SA3808W		3/8"	10"
672951	SA1203W	1/2"	2"	
672952	SA1204W	1/2"	5"	
672953	SA1205W	1/2"	10"	



690122



690123



*As Canada's leading hand tool supplier, JET™ has spent years developing the most comprehensive and innovative line of hard working and durable ratchets in the industry. Particular attention has been paid to the small details that result in exceptional products. Higher and stronger tooth configurations, smooth acting quick release mechanisms, a variety of head styles and super comfortable multi-length handles, from stubby to extra long, ensures that JET™ has the right tool for the job. Whatever your needs, count on JET™ ratchets to make your job easier, faster and more efficient.*

### HT72 SERIES - HIGH TORQUE PROFESSIONAL RATCHETS

- ◆ Superior quality Chrome Vanadium components
- ◆ High torque 72 tooth twin pawl ratcheting system exceeds A.N.S.I. standards for torque
- ◆ 5° maximum movement between each tooth engagement
- ◆ Push button quick release feature holds sockets on until released
- ◆ Super comfortable ergonomic handle design with anti-slip strips improve gripping power
- ◆ Patented 15° handle design -reduces knuckle damage and improves socket positioning
- ◆ Built-in spinner ring for use in areas with restricted space
- ◆ **Another JET™ exclusive!**



## RATCHET WRENCHES ARE ONE OF THE MOST POPULAR AND IMPORTANT TOOLS IN YOUR TOOLBOX

### HSR SERIES - HIGH SPEED ARTICULATED RATCHETS

- ◆ Ratchet head complete with same quality features as RHQ series
- ◆ Ratchet head rotates 360° around articulated joint
- ◆ Head can be locked in any position to clear obstacles
- ◆ Articulating head allows the user to position the ratchet in the most functional position for the task at hand
- ◆ By free-wheeling the head, you can run a loose fastener up to 8x faster than with a regular ratchet
- ◆ **Another JET™ exclusive!**

### RHQ SERIES - PROFESSIONAL DUTY OVAL HEAD RATCHETS

- ◆ Superior quality Chrome Vanadium components
- ◆ All ratchets meet or exceed A.N.S.I. standards
- ◆ Push button quick release feature on all models
- ◆ Ratchets built with 48 tooth configuration, allowing less swing in confined areas
- ◆ Available in stubby, regular and long handle configurations as well as flex hold versions
- ◆ Super comfortable, easy to clean handle style
- ◆ Triple chrome plated mirror polish finish
- ◆ **Check and compare!**





# RATCHET WRENCHES

## 1/4" – 1/2" DRIVE

### RHQ SERIES – PROFESSIONAL DUTY OVAL HEAD RATCHETS

- New increased tooth configurations offer finer ratcheting mechanisms
- Available in regular and extra long models
- All components are forged from superior quality Chrome Vanadium steel
- Meets or exceeds A.N.S.I. specifications
- Push button quick release feature holds sockets on securely until ready to release
- Convenient reversing switch can be operated with one hand
- Comfortable handle style
- Mirror polish finish
- Repair kits available
- All ratchets are designed for use by professionals



RHQ Series feature push button quick release mechanism

PROD. NO.	MOD. NO.	Drive	Length (overall)	Teeth	Quick Release
670926	RHQ-14	1/4"	5-1/2"	48	Yes
670928	RHQ-14L *	1/4"	7"	48	Yes
671926	RHQ-38	3/8"	8"	48	Yes
671945	RHQ-38L *	3/8"	12"	48	Yes
672926	RHQ-12	1/2"	10"	48	Yes
672927	RHQ-12L*	1/2"	15"	48	Yes
673922	RHQ-34	3/4"	19-1/2"	24	Yes

\*RHQ-L series feature extra long handles!



671926

**bonus!**

3 PC RHQ Ratchet Set with bonus MHR-3860 Mini Head Ratchet

### RHQ SERIES 4 PC RATCHET SET

- RHQ-3SB oval head set includes bonus MHR-3860 3/8" drive mini head ratchet at no extra cost!

PROD. NO.	MOD. NO.	Drive	Pieces	Teeth	Quick Release
690106	RHQ-3SB	1/4, 3/8, 1/2"	4	48	Yes




690106

### RHQ-F SERIES – PROFESSIONAL DUTY OVAL FLEX HEAD RATCHETS

- Flex head feature allows access into awkward locations
- Same quality features as our RHQ series

PROD. NO.	MOD. NO.	Drive	Length (overall)	Teeth	Quick Release
670929	RHQ-14F	1/4"	6-1/4"	48	Yes
671942	RHQ-38FS	3/8"	5-3/4"	45	Yes
671943	RHQ-38F2	3/8"	9-7/8"	45	Yes
672929	RHQ-12F	1/2"	17"	48	Yes



RHQ-F Series feature push button quick release mechanism



671942  
3/8" DR Flex Stubby

# RATCHET WRENCHES 1/4" – 1/2" DRIVE



## HT72 SERIES – HIGH TORQUE PROFESSIONAL RATCHETS

- All components are forged from superior quality Chrome Vanadium steel
- High torque 72 tooth twin pawl ratcheting system exceeds A.N.S.I. standards for torque – 5° maximum movement between each engagement of teeth
- Push button quick release feature holds sockets on securely until ready to release
- Comfortable ergonomic handle design with anti-slip strips improves gripping power and reduces operator fatigue
- Spinner ring for use in areas with restricted space
- Convenient hanging hole
- Repair kits available
- Patented offset ratchet handle offers unique safety features – reduces knuckle damage and improves socket positioning
- Available in 1/4, 3/8, 1/2" drives individually or in sets

PROD. NO.	MOD. NO.	Drive	Length (overall)	Teeth	Quick Release
670927	HT-1472	1/4"	5-1/2"	72	Yes
671928	HT-3872	3/8"	7-3/4"	72	Yes
672928	HT-1272	1/2"	10"	72	Yes

## HT72 SERIES 3 PC RATCHET SET

- Contains 1 each: 1/4, 3/8 and 1/2" ratchets above

PROD. NO.	MOD. NO.	Drive	Pieces	Teeth	Quick Release
690104	HT-72S	1/4, 3/8, 1/2"	3	72	Yes

## MHR SERIES – MINI HEAD / SLIM BODY

- Mini head and ultra slim body design allows access into confined areas
- Smooth, 60 tooth ratcheting action offers an extremely small swing area – 6°
- Push button quick release
- Full polish, mirror finish

PROD. NO.	MOD. NO.	Drive	Length (overall)	Teeth	Quick Release
671941	MHR-3860	3/8"	7-3/4"	60	Yes

## HIGH SPEED ARTICULATED RATCHET

- 3/8" drive ratchet head rotates around articulated joint, providing up to 8x the speed of a regular ratchet
- Rotating head can be locked in any position to clear obstacles and provide maximum access – a **JET exclusive!**
- 6140 Chrome Vanadium steel for professional use
- Mirror polished finish
- Meets A.N.S.I. torque rating for 3/8" drive ratchets
- Repair kits available for head and articulated joint

PROD. NO.	MOD. NO.	Drive	Length (overall)	Teeth	Quick Release
671944	HSR-3800	3/8"	10-1/4"	48	Yes



690104



671941

Mini Head Design



671944

Head rotates 360°

Button locks head in any position  
Check and Compare!

**JET EXCLUSIVE**



# RATCHET WRENCHES 3/4" & 1" DRIVE

## RH SERIES – STANDARD DUTY

- A.N.S.I. rated
- Repair kits available
- Professional quality at an economical price

PROD. NO.	MOD. NO.	Drive	Length (overall)	Teeth	Quick Release
673901	RH-75	3/4"	20"	42	No
674901	RH-100	1"	26"	24	No

## RHQ SERIES – HEAVY DUTY

- A.N.S.I. Rated
- Heavy duty ratchet head for industrial applications
- See page 27 for description

PROD. NO.	MOD. NO.	Drive	Length (overall)	Teeth	Quick Release
673922	RHQ-34	3/4"	19-1/2"	24	Yes

## HT3472 SERIES – HIGH TORQUE HEAVY DUTY

- 3/4" Drive, 72 tooth
- 72 teeth require just 5° swing room to engage next tooth – Check and Compare!
- Ideal for fasteners in restricted areas
- Extra heavy pawl spring keeps 8 teeth engaged at all times for maximum strength
- Quick release feature locks accessories to ratchet
- One piece drop forged head and handle

PROD. NO.	MOD. NO.	Drive	Length (overall)	Teeth	Quick Release
673924	HT3472	3/4"	20"	72	Yes

## RHD SERIES – SUPER DUTY 3/4" & 1" RATCHET HEADS

- Super duty 3/4" and 1" ratchet heads
- All components made from the best quality Chrome Vanadium steel
- Designed to withstand the toughest applications
- Handles sold separately (see below)

HEADS		Drive	Quick Teeth	Release
PROD. NO.	MOD. NO.			
673923	RHD-3400	3/4"	40	No
674906	RHD-1036	1"	36	No

HANDLES		Length
PROD. NO.	MOD. NO.	
673913	DH-3400	20" for RH-3400, SA-7509, SA-7510
673914 *	TDH-3400	20" – 32" for RH-3400, SA-7509, SA-7510
674907	DH-1036	25" for RH-1036

\*Note: Handles also for use with flex heads and sliding T-heads.  
673914 – Handle adjusts from 20" to 32", twist to lock



673901 – 3/4" DR



674901 – 1" DR



673922 – 3/4" DR Heavy Duty

Quick release feature



673924 – 3/4" DR 72 Tooth Heavy Duty

Quick release feature



673923 – 3/4" DR Super Duty



674906 – 1" DR Super Duty



673913 – For 3/4" DR Heads



673914 – For 3/4" DR Heads

20 - 32"



674907 – For 1" DR Heads




**HEX & TORX® POWER SOCKETS**

- ♦ Made with premium SNCM 8660 tool steel – a superior, torsional resistant material that allows 20% greater torquing power
- ♦ Impact bits make easier work of frozen fasteners than normal hand driven bits
- ♦ Now available in popular 1/2" and 3/4" drives and up to 1-1/4" / 24 mm sizes!
- ♦ Chamfered edges on both drive and bit ends for easy and fast placement on sockets and drive anvils

*In the past decade there has been a revolution in impact wrench technology. The increased hitting power and improved impact mechanisms of today's air tools have resulted in the need for super high strength impact sockets. As a leading supplier of both professional air impact wrenches and hand tools, JET™ quickly recognized the need to build a superior range of power sockets that could stand up to severe stresses created by these new super wrenches.*

*Today, our power sockets are considered the best in the business. Period! So what makes us different? Well, at first glance different brands of power sockets look the same, but the secret is in the base material and the method of heat treatment. JET™ manufacturing starts with the strongest, most expensive S.A.E. 4140 Chrome Molybdenum steel available.*

*Each socket is then carefully subjected to superior heat treating processes to ensure just the right hardness prior to entering the finishing stages. Believe us when we say there is a difference! So whether you are working in the heaviest of industrial applications or working on your prized automobile, make sure you use JET™ professional power sockets.*



**POWER SOCKETS**

**Torque Drive socket design contacts the fasteners on the side instead of the corners reducing fastener rounding – allows 20% more torque**

**Chamfered edges allow easy and fast socket placement on fastener**

**MANUFACTURING PROCESS**



Superior heat treating processes ensure perfect hardness



S.A.E. 4140 Chrome Molybdenum steel sockets - Ready for black phosphate finishing



Each production run is tested for correct HRC hardness



Each production run is torque tested on automatic test beds





# HEX & TORX® BIT POWER SOCKET SETS

- JET carries one of Canada's most complete lines of Hex, Torx® and external Torx® power sockets and sets
- Hex and Torx® bit impact sockets are made with premium quality SNCM 8660 tool steel for 20% greater torque and 20% greater torsional resistance than traditional Chrome Molybdenum bits – **Check and Compare!**
- All bits are an ideal 3" long and feature chamfered entry point edges for easier and faster fastener placement

## 1/2" DR HEX BIT POWER SOCKET SETS

### 8 PC S.A.E. HEX BIT POWER SOCKET SET

610331 PHB-1208

- 1/4, 5/16, 3/8, 7/16, 1/2, 9/16, 5/8, 3/4"



610331 / 610333

### 8 PC METRIC HEX BIT POWER SOCKET SET

610333 PHB1208M

- 6, 7, 8, 10, 12, 14, 17, 19mm



610340

### 16 PC S.A.E. / METRIC HEX BIT POWER SOCKET SET

610340 PHB1216C

- 1/4, 5/16, 3/8, 7/16, 1/2, 9/16, 5/8, 3/4"
- 6, 7, 8, 10, 12, 14, 17, 19mm

**Set contains all popular sizes of hex bit power sockets!**



610326

### 10 PC TORX® BIT POWER SOCKET SET

610326 PTB1210

- T25, T27, T30, T40, T45, T50, T55, T60, T70, T80



610411

## 3/4" DR HEX BIT POWER SOCKET SETS

### 5 PC S.A.E. HEX BIT POWER SOCKET SETS

610411 PHB3405

- 5/8, 3/4, 7/8, 1, 1-1/4"




610421

### 5 PC METRIC HEX BIT POWER SOCKET SET

610421 PHB3405M

- 17, 19, 22, 24, 27mm

## POWER SOCKET SETS



**6**  
points

610201

- Torque-Drive™ socket design contacts the fastener on the sides instead of the corners, reducing fastener rounding and allowing up to 20% more torque
- Chamfered edges allow easiest socket placement on fastener, increasing productivity and reducing frustration
- Extra long deep sockets ensure maximum accessibility
- Sockets made of the finest quality S.A.E. 4140 Chrome Molybdenum high impact steel – Check and Compare!
- Meets or exceeds U.S. Federal Specs: GGG-W-660A and A.N.S.I. B107.2

### 3/8" DR POWER SOCKET SETS

#### 8 PC S.A.E. POWER SOCKET SET

610201 PS838

**Standard Length 6 Pt. S.A.E. Power Sockets:**  
5/16, 3/8, 7/16, 1/2, 9/16, 5/8, 11/16, 3/4"



**6**  
Deep  
points

610203

#### 8 PC DEEP S.A.E. POWER SOCKET SET

610203 PS838D

**Deep Length 6 Pt. S.A.E. Power Sockets:**  
5/16, 3/8, 7/16, 1/2, 9/16, 5/8, 11/16, 3/4"



**6**  
points

610217

#### 14 PC METRIC POWER SOCKET SET

610217 PS1438M

**Standard Length 6 Pt. Metric Power Sockets:**  
7, 8, 9, 10, 11, 12, 13, 14, 15, 16, 17, 18, 19mm

**NEW**



**6**  
points

610382

#### 1/2" DR UNIVERSAL POWER SOCKET SETS

- Made with the same quality materials and features above, but with heavy duty universal joints
- Flexible joint allows easier access to fasteners in hard to reach areas
- Reinforcement ring ensures maximum strength

#### 7 PC S.A.E. UNIVERSAL POWER SOCKET SET

610382 PSU712

**Standard Length 6 Pt. S.A.E. Universal Power Sockets:**  
1/2, 9/16, 5/8, 11/16, 3/4, 13/16, 7/8"

**NEW**



**6**  
points

610388

#### 9 PC METRIC UNIVERSAL POWER SOCKET SET

610388 PSU912M

**Standard Length 6 Pt. Metric Universal Power Sockets:**  
13, 14, 15, 16, 17, 18, 19, 21, 22mm

## POWER SOCKET SETS

### 3/8" & 1/2" DR EXTERNAL TORX® POWER SOCKET SET

- Sockets made of the finest quality S.A.E. 4140 Chrome Molybdenum high impact steel
- Set features the full range of popular external Torx® sizes
- Convenient blow mould case keeps sockets organized



610391

### 17 PC EXTERNAL TORX® POWER SOCKET SET

610391 PTS17C

#### Standard Length E-Torx® Power Sockets:

- 3/8" Drive Sockets: E5, E6, E7, E8, E10, E12, E14, E15
- 1/2" Drive Sockets: E10, E11, E12, E14, E15, E18, E20, E22, E24

**Set contains all popular sizes of external Torx® power sockets!**

### 1/2" DR HEX & TORX® BIT SOCKET SETS

- Made of SNCM 8660 tool steel for 20% greater torque and 20% greater torsional resistance than Chrome Molybdenum bits – Check and Compare!
- Ideal for use on high torque fasteners
- All sets in convenient blow mould cases to keep sockets organized



610331 / 610333

### 8 PC S.A.E. HEX BIT POWER SOCKET SET

610331 PHB1208

- 1/4, 5/16, 3/8, 7/16, 1/2, 9/16, 5/8, 3/4"

### 8 PC METRIC HEX BIT POWER SOCKET SET

610333 PHB1208M

- 6, 7, 8, 10, 12, 14, 17, 19mm



610340

### 16 PC S.A.E. / METRIC HEX BIT POWER SOCKET SET

610340 PHB1216C

- 1/4, 5/16, 3/8, 7/16, 1/2, 9/16, 5/8, 3/4,"
- 6, 7, 8, 10, 14, 17, 19mm

**Set contains all popular sizes of hex bit power sockets!**



610326

TORX® is a registered trademark of CAMCAR Division of TEXTRON INC.



## POWER SOCKET SETS



610302

**6** points

### 1/2" DR S.A.E. POWER SOCKET SETS

#### 10 PC S.A.E. POWER SOCKET SET

610302 PS1012

Standard Length 6 Pt. S.A.E. Power Sockets:

7/16, 1/2, 9/16, 5/8, 11/16, 3/4, 13/16, 7/8, 15/16, 1"



610303

**6** Deep points

#### 10 PC DEEP S.A.E. POWER SOCKET SET

610303 PS1012D

Deep Length 6 Pt. S.A.E. Power Sockets:

7/16, 1/2, 9/16, 5/8, 11/16, 3/4, 13/16, 7/8, 15/16, 1"



610321

**6** points

#### 13 PC S.A.E. POWER SOCKET SET

610321 PS1312

Standard Length 6 Pt. S.A.E. Power Sockets:

7/16, 1/2, 9/16, 5/8, 11/16, 3/4, 13/16, 7/8, 15/16, 1, 1-1/16, 1-1/8, 1-1/4"



610323

**6** Deep points

#### 13 PC DEEP S.A.E. POWER SOCKET SET

610323 PS1312D

Deep Length 6 Pt. S.A.E. Power Sockets:

7/16, 1/2, 9/16, 5/8, 11/16, 3/4, 13/16, 7/8, 15/16, 1, 1-1/16, 1-1/8, 1-1/4"

**NEW**

610328



**6** points

#### 19 PC S.A.E. POWER SOCKET SET

610328 PS1912

Standard Length 6 Pt. S.A.E. Power Sockets:

3/8, 7/16, 1/2, 9/16, 5/8, 11/16, 3/4, 13/16, 7/8, 15/16, 1, 1-1/16, 1-1/8, 1-3/16, 1-1/4, 1-5/16, 1-3/8, 1-7/16, 1-1/2"

**Includes all 19 sizes of 1/2" DR S.A.E. power sockets!**

**NEW**

610329



**6** Deep points

#### 19 PC DEEP S.A.E. POWER SOCKET SET

610329 PS1912D

Deep Length 6 Pt. S.A.E. Power Sockets:

3/8, 7/16, 1/2, 9/16, 5/8, 11/16, 3/4, 13/16, 7/8, 15/16, 1, 1-1/16, 1-1/8, 1-3/16, 1-1/4, 1-5/16, 1-3/8, 1-7/16, 1-1/2"

**Includes all 19 sizes of 1/2" DR deep S.A.E. power sockets!**

# POWER SOCKET SETS

## 1/2" DR S.A.E. POWER SOCKET SETS

### 27 PC DEEP S.A.E. / METRIC POWER SOCKET SET

610327 PS2712DC

**Deep Length 6 Pt. S.A.E. Power Sockets:**

7/16, 1/2, 9/16, 5/8, 11/16, 3/4, 13/16, 7/8, 15/16, 1, 1-1/16, 1-1/8, 1-1/4"

**Deep Length 6 Pt. Metric Power Sockets:**

10, 12, 13, 14, 15, 16, 17, 18, 19, 21, 22, 24mm

**Standard Accessories:**

5" extension and 1" universal joint



610327

## 1/2" DR METRIC POWER SOCKET SETS

### 12 PC METRIC POWER SOCKET SET

610308 PS1212M

**Standard Length 6 Pt. Metric Power Sockets:**

10, 12, 13, 14, 15, 16, 17, 18, 19, 21, 22, 24mm



610308

### 12 PC DEEP METRIC POWER SOCKET SET

610310 PS1212DM

**Deep Length 6 Pt. Metric Power Sockets:**

10, 12, 13, 14, 15, 16, 17, 18, 19, 21, 22, 24mm



610310

### 22 PC METRIC POWER SOCKET SET

610338 PS2212M

**Standard Length 6 Pt. Metric Power Sockets:**

10, 11, 12, 13, 14, 15, 16, 17, 18, 19, 20, 21, 22, 23, 24, 25, 26, 27, 28, 29, 30, 32mm

**Includes all 22 sizes of 1/2" DR Metric power sockets!**



**NEW**



610338

### 22 PC DEEP METRIC POWER SOCKET SET

610339 PS2212DM

**Deep Length 6 Pt. Metric Power Sockets:**

10, 11, 12, 13, 14, 15, 16, 17, 18, 19, 20, 21, 22, 23, 24, 25, 26, 27, 28, 29, 30, 32mm

**Includes all 22 sizes of 1/2" DR deep Metric power sockets!**



**NEW**



610339



610341



## POWER SOCKET SETS

### MAG WHEEL POWER SOCKETS

- Specially designed for use on high end Aluminum and Chrome plated wheels
- Premium grade Chrome Molybdenum Steel for professional use
- Plastic sleeve and inner cap to prevent scratches
- Lifetime warranty – excluding sleeves and inserts



610343



### 1/2" DR MAG WHEEL POWER SOCKET SETS

PROD. NO.	MOD. NO.	Drive	Pieces	Size
610341	MWPS-512	1/2"	5	13/16", 7/8", 17, 19 (3/4"), 21mm
610343	MWPS-812	1/2"	8	13/16, 7/8, 15/16, 1, 1-1/16", 17, 19 (3/4"), 21mm

### 1/2" DR MAG WHEEL POWER SOCKETS OPEN STOCK

PROD. NO.	Drive	Size	Replacement Sleeve	Replacement Insert
682867	1/2"	17mm	682981	682991
682869	1/2"	19mm	682982	682992
682871	1/2"	21mm	682983	682993
682876	1/2"	13/16"	682985	682995
682878	1/2"	7/8"	682986	682996
682880	1/2"	15/16"	682987	682997
682882	1/2"	1"	682988	682998
682884	1/2"	1-1/16"	682989	682999



682961

### TORQUE LIMITING POWER EXTENSIONS

- Specially designed Chrome Molybdenum spring steel flexes at preset torque ratings
- Allows accurate application of specific torque to automobile wheel fasteners
- Prevents over-tightening or uneven tightening of lug nuts, a major cause of wheel and brake rotor damage
- 5 extensions cover most passenger and light truck / SUV wheels
- For use with 1/2" drive impact wrenches rated at 250 ft/lbs and line pressure of 90 – 110 psi
- For aluminum and chrome wheels, use with JET's all new 1/2" drive Mag Wheel Power Sockets

### TORQUE LIMITING POWER EXTENSION SET

PROD. NO.	MOD. NO.	Drive	Pieces	Torque (ft/lbs)
682961	JTLE-5S	1/2"	5	65, 80, 100, 120, 140



### OPEN STOCK 1/2" DR TORQUE LIMITING POWER EXTENSIONS

PROD. NO.	Torque	Length	Colour
682964	65ft/lbs	7-3/4"	Yellow
682965	80ft/lbs	7-3/4"	Blue
682966	100ft/lbs	7-3/4"	Gray
682967	120ft/lbs	7-3/4"	White
682968	140ft/lbs	7-3/4"	Aqua





## POWER SOCKET SETS

### 3/4" DR STANDARD LENGTH POWER SOCKET SETS

- Torque-Drive™ socket design contacts the fastener on the sides instead of the corners, reducing fastener rounding and allowing up to 20% more torque
- Chamfered edges allow easiest socket placement on fastener, increasing productivity and reducing frustration
- Sockets made of the finest quality S.A.E. 4140 Chrome Molybdenum high impact steel **Check and Compare!**
- Meets or exceeds U.S. Federal Specs: GGG-W-660A and A.N.S.I. B107.2



610401

### 8 PC S.A.E. POWER SOCKET SET

610401 PS834

Standard Length 6 Pt. S.A.E. Power Sockets:

1, 1-1/16, 1-1/8, 1-1/4, 1-5/16, 1-3/8, 1-7/16, 1-1/2"



610403

### 16 PC S.A.E. POWER SOCKET SET

610403 PS1634

Standard Length 6 Pt. S.A.E. Power Sockets:

3/4, 13/16, 7/8, 15/16, 1, 1-1/16, 1-1/8, 1-1/4, 1-5/16, 1-3/8, 1-7/16, 1-1/2, 1-5/8, 1-3/4, 1-7/8, 2"



610409

### 21 PC S.A.E. POWER SOCKET SET

610409 PS2134

Standard Length 6 Pt. S.A.E. Power Sockets:

3/4, 13/16, 7/8, 15/16, 1, 1-1/16, 1-1/8, 1-3/16, 1-1/4, 1-5/16, 1-3/8, 1-7/16, 1-1/2, 1-9/16, 1-5/8, 1-11/16, 1-3/4, 1-13/16, 1-7/8, 1-15/16, 2"

**Includes all 21 sizes of 3/4" DR S.A.E. Power Sockets up to 2"!**



610404

### 8 PC S.A.E. JUMBO POWER SOCKET SET

610404 PS834L

Standard Length 6 Pt. S.A.E. Power Sockets:

2-1/16, 2-1/8, 2-3/16, 2-1/4, 2-5/16, 2-3/8, 2-7/16, 2-1/2"

**Includes all 8 sizes of 3/4" DR S.A.E. Jumbo Power Sockets from 2-1/16" to 2-1/2"!**

## POWER SOCKET SETS

610402



### 3/4" DR DEEP POWER SOCKET SETS

- Same quality features as standard length sockets on page 37
- Extra long deep sockets ensure maximum accessibility

### 8 PC DEEP S.A.E. POWER SOCKET SET

610402 PS834D

Deep Length 6 Pt. S.A.E. Power Sockets:

1, 1-1/16, 1-1/8, 1-1/4, 1-5/16, 1-3/8, 1-7/16, 1-1/2"

610406



### 14 PC DEEP S.A.E. POWER SOCKET SET

610406 PS1434D

Deep Length 6 Pt. S.A.E. Power Sockets:

3/4, 13/16, 7/8, 15/16, 1, 1-1/16, 1-1/8, 1-3/16, 1-1/4, 1-5/16, 1-3/8, 1-7/16, 1-1/2, 1-5/8"

610410



**NEW**



### 21 PC DEEP S.A.E. POWER SOCKET SET

610410 PS2134D

Deep Length 6 Pt. S.A.E. Power Sockets:

3/4, 13/16, 7/8, 15/16, 1, 1-1/16, 1-1/8, 1-3/16, 1-1/4, 1-5/16, 1-3/8, 1-7/16, 1-1/2, 1-9/16, 1-5/8, 1-11/16, 1-3/4, 1-13/16, 1-7/8, 1-15/16, 2"

**Includes all 21 sizes of 3/4" DR S.A.E. Power Sockets up to 2"!**

610411



**NEW**



### 3/4" DR HEX BIT SOCKET SETS

- Made of SNCM 8660 tool steel for 20% greater torque and 20% greater torsional resistance than Chrome Molybdenum bits – **Check and Compare!**
- Two sets, one S.A.E. and one metric covers all popular sizes of large diameter hex sockets
- Manganese phosphate finish

### 5 PC S.A.E. HEX BIT POWER SOCKET SET

610411 PHB-3405

3-1/2" Length S.A.E. Power Socket Bits:

5/8, 3/4, 7/8, 1, 1-1/4"

610421



**NEW**



### 5 PC METRIC HEX BIT POWER SOCKET SET

610421 PHB3405M

3-1/2" Length Metric Power Socket Bits:

17, 19, 22, 24, 27mm

# POWER SOCKET SETS

## 1" DR STANDARD LENGTH POWER SOCKET SETS

- Torque-Drive™ socket design contacts the fastener on the sides instead of the corners, reducing fastener rounding and allowing up to 20% more torque
- Chamfered edges allow easiest socket placement on fastener, increasing productivity and reducing frustration
- Sockets made of the finest quality S.A.E. 4140 Chrome Molybdenum high impact steel – Check and Compare!
- Meets or exceeds U.S. Federal Specs: GGG-W-660A and A.N.S.I. B107.2

## 9 PC S.A.E. POWER SOCKET SET

610501 PS901

Standard Length 6 Pt. S.A.E. Power Sockets:

1, 1-1/8, 1-1/4, 1-3/8, 1-1/2, 1-5/8, 1-3/4, 1-7/8, 2"

## 14 PC S.A.E. POWER SOCKET SET

610505 PS1401

Standard Length 6 Pt. S.A.E. Power Sockets:

7/8, 15/16, 1, 1-1/16, 1-1/8, 1-3/16, 1-1/4, 1-5/16, 1-3/8, 1-1/2, 1-5/8, 1-3/4, 1-7/8, 2"  
(Product photo not shown)

## 18 PC S.A.E. POWER SOCKET SET

610509 PS1801

Standard Length 6 Pt. S.A.E. Power Sockets:

3/4, 13/16, 7/8, 15/16, 1, 1-1/16, 1-1/8, 1-3/16, 1-1/4, 1-5/16, 1-3/8, 1-7/16, 1-1/2, 1-5/8, 1-3/4, 1-13/16, 1-7/8, 2"

## 12 PC S.A.E. JUMBO POWER SOCKET SET

610506 PS1201

Standard Length 6 Pt. S.A.E. Power Sockets:

2-1/8, 2-1/4, 2-3/8, 2-1/2, 2-9/16, 2-5/8, 2-3/4, 2-7/8, 3, 3-1/8, 3-1/4, 3-1/2"

## 1" DR DEEP POWER SOCKET SETS

- Extra long deep sockets ensure maximum accessibility

## 9 PC DEEP S.A.E. POWER SOCKET SET

610503 PS901D

Deep Length 6 Pt. S.A.E. Power Sockets:

1, 1-1/8, 1-1/4, 1-3/8, 1-1/2, 1-5/8, 1-3/4, 1-7/8, 2"

## 16 PC DEEP S.A.E. POWER SOCKET SET

610508 PS1601D

Deep Length 6 Pt. S.A.E. Power Sockets:

7/8, 15/16, 1, 1-1/16, 1-1/8, 1-3/16, 1-1/4, 1-5/16, 1-3/8, 1-7/16, 1-1/2, 1-5/8, 1-3/4, 1-13/16, 1-7/8, 2"

## 11 PC DEEP S.A.E. JUMBO POWER SOCKET SET

610504 PS1101D

Deep Length 6 Pt. S.A.E. Power Sockets:

2-1/16, 2-1/8, 2-3/16, 2-1/4, 2-5/16, 2-3/8, 2-7/16, 2-1/2, 2-9/16, 2-5/8, 2-3/4"



610501



610509



610506



610503



610508



610504





610515



610516



684922



684622



684966



1" DR  
684946



1/2" DR  
Flip Socket  
682939

Extra Thin Wall

## TRUCK TIRE POWER SOCKETS

### 1" DR TRUCK TIRE SOCKET SETS

- Made of highest quality S.A.E. 4140 Chrome Molybdenum steel for maximum strength and durability
- Special sizes designed for use on most truck wheel fasteners

### 11 PC TRUCK TIRE POWER SOCKET SET

- 11 of the most popular S.A.E. and Metric sizes for heavy trucks
- 4 point sockets for inner Budd-style square fasteners
- Special 1-1/2" hex deep socket features controlled depth, preventing contact with inner cap nut
- Deep thin wall sockets designed for use on Dayton style lugnuts where space is limited

PROD. NO. 610515

MOD. NO. TTPS-11SM

<b>Pieces (total)</b>	<b>11</b>
4 Point Shallow Budd Sockets	17mm, 21mm, 13/16"
6 Point Deep Budd Sockets	33mm, 35mm, 38mm, 41mm, 1-1/2" controlled depth
6 Point Thin Wall Sockets	1-1/16, 1-1/8, 1-1/4"

### 5 PC DEEP BUDD WHEEL POWER SOCKET SET

- 5 popular sizes for use on most import trucks
- 1-1/2" controlled depth socket for domestic trucks with dual rear wheels

PROD. NO. 610516

MOD. NO. BWPS-5SM

6 Point Deep Budd Sockets	33mm, 35mm, 38mm, 41mm, 1-1/2" controlled depth
---------------------------	-------------------------------------------------

### 4 POINT BUDD WHEEL POWER SOCKETS

- Designed for use on inner budd-style square fasteners

PROD. NO. 684971      684975      684921      684922

<b>Size</b>	17mm	21mm	13/16"	15/16"
<b>Length</b>	57mm	57mm	57mm	57mm

### 6 POINT DEEP BUDD WHEEL POWER SOCKETS

- For use on most import and some domestic trucks
- 1-1/2" hex features controlled depth, preventing contact with wheel when removing outer cap nuts

PROD. NO. 684614      684616      684619      684622      684966

<b>Size</b>	33mm	35mm	38mm	41mm	1-1/2" controlled depth
<b>Length</b>	98mm	98mm	98mm	98mm	98mm

### EXTRA THIN WALL DEEP POWER SOCKETS

- For use on Dayton-style lugnuts that are deeply recessed and where space is limited

PROD. NO. 684943      684944      684946

<b>Size</b>	1-1/16"	1-1/8"	1-1/4"
<b>Length</b>	108mm	108mm	108mm

### 1/2" DR EXTRA THIN WALL DEEP FLIP POWER SOCKETS

- Extra thin walls allows access to all recessed lugnuts where clearance is limited
- Thin wall impact sockets not a warrantable item

PROD. NO. 682938      682939

<b>Size</b>	3/4 x 13/16" hex	19 x 21mm hex
<b>Length</b>	76mm	76mm

# POWER SOCKET ACCESSORIES

## POWER SOCKET EXTENSION BARS

PROD. NO.	Drive	Length
682954	1/2"	5"
682955	1/2"	10"
683951	3/4"	6"
683953	3/4"	10"
684951	1"	6"



682954

## POWER SOCKET ADAPTORS

PROD. NO.	Female	Male	
681952	3/8"	1/2"	
682952	1/2"	3/8"	
682953	1/2"	3/4"	
683952	3/4"	1/2"	
683954	3/4"	1"	
684952	1"	3/4"	NEW



681952



681911

## POWER SOCKET UNIVERSAL JOINTS

PROD. NO.	Drive	
681911	3/8"	
682911	1/2"	
683955	3/4"	NEW



JET carries one of Canada's widest ranges of professional quality air ratchet wrenches and heavy duty impact wrenches featuring an industry leading 500 day warranty. Please consult our JET Air Tools catalogue or visit our website at [www.jetequipment.com](http://www.jetequipment.com)

3/8" DRIVE "MINI" HEAVY DUTY RATCHET WRENCH



3/8" DRIVE HEAVY DUTY RATCHET WRENCH



3/8" DRIVE BUTTERFLY HEAVY DUTY IMPACT WRENCH



3/8" DRIVE MAGNESIUM SERIES HEAVY DUTY IMPACT WRENCH



1/2" DRIVE HEAVY DUTY IMPACT WRENCH



1/2" DRIVE MAGNESIUM SERIES SUPER DUTY IMPACT WRENCH



1/2" DRIVE COMPOSITE SERIES SUPER DUTY IMPACT WRENCH



3/4" DRIVE MAGNESIUM SERIES SUPER DUTY IMPACT WRENCH



3/4" DRIVE COMPOSITE SERIES SUPER DUTY IMPACT WRENCH



1" DRIVE PISTOL GRIP SUPER DUTY



1" DRIVE D-HANDLE SUPER DUTY (2" ANVIL) IMPACT WRENCH



1" DRIVE D-HANDLE SUPER DUTY (6" ANVIL) IMPACT WRENCH



# S.A.E. POWER SOCKETS OPEN STOCK

- Sockets made of the finest quality S.A.E. 4140 Chrome Molybdenum high impact steel
- Meets or exceeds U.S. Federal Specs: GGG-W-660A and A.N.S.I. B107.2



684264



684911

**Many new sizes up  
to 4-1/2" diameter**



DRIVE	3/8"	3/8"	1/2"	1/2"	1/2"	3/4"	3/4"	1"	1"
Size	Regular 6 pt.	Deep 6 pt.	Regular 6 pt.	Deep 6 pt.	Universal Regular 6 pt.	Regular 6 pt.	Deep 6 pt.	Regular 6 pt.	Deep 6 pt.
5/16"	681110	681210							
3/8"	681112	681212	682112	682212					
7/16"	681114	681214	682114	682214					
1/2"	681116	681216	682116	682216	682316				
9/16"	681118	681218	682118	682218	682318				
5/8"	681120	681220	682120	682220	682320				
11/16"	681122	681222	682122	682222	682322				
3/4"	681124	681224	682124	682224	682324	683124	683224	684124	
13/16"			682126	682226	682326	683126	683226	684126	
7/8"			682128	682228	682328	683128	683228	684128	684228
15/16"			682130	682230		683130	683230	684130	684230
1"			682132	682232		683132	683232	684132	684232
1-1/16"			682134	682234		683134	683234	684134	684234
1-1/8"			682136	682236		683136	683236	684136	684236
1-3/16"			682138	682238		683138	683238	684138	684238
1-1/4"			682140	682240		683140	683240	684140	684240
1-5/16"			682142	682242		683142	683242	684142	684242
1-3/8"			682144	682244		683144	683244	684144	684244
1-7/16"			682146	682246		683146	683246	684146	684246
1-1/2"			682148	682248		683148	683248	684148	684248
1-9/16"						683150	683250	684150	684250
1-5/8"						683152	683252	684152	684252
1-11/16"						683154	683254	684154	684254
1-3/4"						683156	683256	684156	684256
1-13/16"						683158	683258	684158	684258
1-7/8"						683160	683260	684160	684260
1-15/16"						683162	683262	684162	684262
2"						683164	683264	684164	684264
2-1/16"						683166		684165	684266
2-1/8"						683168		684166	684268
2-3/16"						683170		684167	684270
2-1/4"						683172		684168	684272
2-5/16"						683174		684169	684274
2-3/8"						683176		684170	684276
2-7/16"						683178		684171	684278
2-1/2"						683180		684172	684280
2-9/16"								684173	684282
2-5/8"								684174	684284
2-11/16"								684175	
2-3/4"								684176	684288
2-13/16"								684177	
2-7/8"								684178	
2-15/16"								684179	
3"								684180	
3-1/8"								684182	
3-1/4"								684184	
3-3/8"								684186	
3-1/2"								684188	
3-5/8"								684190	
3-3/4"								684192	
3-7/8"								684194	
4"								684196	
4-1/8"								684197	
4-1/4"								684198	
4-1/2"								684199	



## METRIC POWER SOCKETS OPEN STOCK

- Sockets made of the finest quality Metric 4140 Chrome Molybdenum high impact steel
- Meets or exceeds U.S. Federal Specs: GGG-W-660A and A.N.S.I. B107.2

DRIVE	3/8"	3/8"	1/2"	1/2"	1/2"
Metric (mm)	Regular 6 pt.	Deep 6 pt.	Regular 6 pt.	Deep 6 pt.	Universal Regular 6 pt.
8mm	681508	681608			
9mm	681509	681609			
10mm	681510	681610	682510	682610	
11mm	681511	681611	682511	682611	
12mm	681512	681612	682512	682612	
13mm	681513	681613	682513	682613	682713
14mm	681514	681614	682514	682614	682714
15mm	681515	681615	682515	682615	682715
16mm	681516	681616	682516	682616	682716
17mm	681517	681617	682517	682617	682717
18mm	681518	681618	682518	682618	682718
19mm	681519	681619	682519	682619	682719
20mm			682520	682620	682721
21mm			682521	682621	682722
22mm			682522	682622	
23mm			682523	682623	
24mm			682524	682624	
25mm			682525	682625	
26mm			682526	682626	
27mm			682527	682627	
28mm			682528	682628	
29mm			682529	682629	
30mm			682530	682630	
32mm			682532	682632	

## 1" DR METRIC DEEP POWER SOCKETS

PROD. NO.	Size	Length
684614	33mm	98mm
684616	35mm	98mm
684619	38mm	98mm
684622	41mm	98mm

## HEX & TORX® POWER SOCKETS OPEN STOCK

- Made with premium quality SNCM8660 tool steel for 20% greater torsional resistance than Chrome Molybdenum bits

DRIVE	3/8"	1/2"	1/2"	1/2"	3/4"
Size	Torx® Socket	Torx® Socket	Torx® Bit	Hex Bit	Hex Bit
E5	688055				
E6	688056				
E7	688057				
E8	688058				
E10	688060	688110			
E11		688111			
E12	688062	688112			
E14	688064	688114			
E16	688066	688116			
E18		688118			
E20		688120			
E22		688122			
E24		688124			
T25			687821		
T27			687822		
T30			687823		
T40			687825		
T45			687826		
T50			687827		
T55			687828		
T60			687829		
T70			687831		
T80			687833		
1/4"				687211	
5/16"				687212	
3/8"				687213	
7/16"				687214	
1/2"				687215	
9/16"				687216	
5/8"				687217	687320
3/4"				687219	687324
7/8"					687328
1"					687332
1-1/4"					687340
6mm				687261	
7mm				687262	
8mm				687263	
10mm				687265	
12mm				687267	
14mm				687269	
17mm				687272	687367
19mm				687274	687369
22mm					687372
24mm					687374
27mm					687377





### OFFSET STRIKING WRENCHES

- ◆ Heat treated for maximum strength
- ◆ Offset design allows clearance over work
- ◆ 12 point design for decreased swing room
- ◆ Special chamfering keeps wrench on fastener
- ◆ Special coating minimizes oxidation



### PRO ADJUSTABLE WRENCHES

- ◆ Ergonomic handle increases comfort, gripping power and reduces user fatigue
- ◆ Precision ground jaws grip fasteners better, reducing rounding
- ◆ Thin jaw design provides better access to confined spaces
- ◆ S.A.E. and Metric scales for quick and accurate adjustments
- ◆ Now available in sizes 6 - 24"



### RATCHETING COMBINATION WRENCHES

- ◆ 72 tooth ratchet mechanism exceeds the A.N.S.I. torque ratings for a fixed wrench by up to 30%
- ◆ Flat style allows maximum access to confined areas – just flip wrench over to reverse
- ◆ Fully polished surface resists corrosion
- ◆ Wrench size stamped on head for easy identification

IT HAS BEEN SAID THAT YOU CAN NEVER HAVE ENOUGH WRENCHES IN YOUR TOOL BOX...

*This statement has never been more true than today. That's why JET™ carries one of the most complete ranges of professional combination wrenches in the market. From the ever popular raised panel style, our premium extra long full polished series, to stubby wrenches and of course the new wave of high-torque ratcheting wrenches, we've got it all. In addition, two complete series of adjustable and pipe wrenches, and our new striking and structural wrenches round-out our unbeatable line-up. JET™ is Canada's headquarters for tools and equipment!*

### COMBINATION WRENCHES

- ◆ Forged from industrial quality S.A.E. 6140 Chrome Vanadium steel
- ◆ All wrenches feature Torque-Drive box ends for increased torque
- ◆ Wrench size stamped on both sides of the wrench for easy size identification
- ◆ Wrenches supplied in heavy duty durable terylene pouches or high strength moulded carrying racks



## ADJUSTABLE WRENCHES

### HEAVY DUTY PROFESSIONAL SERIES

- Ergonomic handle increases comfort, gripping power and reduces user fatigue
- Precision ground jaws grip fasteners better, reducing rounding
- Thin jaw design provides better access to confined spaces
- S.A.E. and Metric scales for quick and accurate adjustments
- All components made of finest quality Chrome Vanadium steel
- Meets Federal specification CDA 39-GP-13A, U.S. GGG-W-631B, and A.N.S.I. B107-8M

PROD. NO.	MOD. NO.	Length	Opening	Material
711132	AWP-6	6"	7/8"	CrV
711133	AWP-8	8"	1"	CrV
711134	AWP-10	10"	1-3/16"	CrV
711135	AWP-12	12"	1-3/8"	CrV
711136	AWP-15	15"	1-15/16"	CrV <b>NEW</b>
711137	AWP-18	18"	2-3/8"	CrV <b>NEW</b>
711139	AWP-24	24"	2-1/2"	CrV <b>NEW</b>

### STANDARD DUTY SERIES

- Superb quality at a great price
- Traditional handle design

PROD. NO.	MOD. NO.	Length	Opening	Material
711112	AW-6	6"	3/4"	CrV
711113	AW-8	8"	1"	CrV
711114	AW-10	10"	1-1/4"	CrV
711115	AW-12	12"	1-1/2"	CrV
711116	AW-15	15"	1-7/8"	Alloy
711117	AW-18	18"	2-1/8"	Alloy
711118	AW-24	24"	2-1/2"	Alloy

## FLARE NUT WRENCHES

### FLARE NUT WRENCH SETS

PROD. NO.	MOD. NO.	Pieces (total)	Size	Holder
719001	FN-3	3	3/8" x 7/16" 1/2" x 9/16" 5/8" x 11/16"	Plastic Pouch
719006	FN-3M	3	10 x 11mm 12 x 13mm 15 x 17mm	Plastic Pouch

### OPEN STOCK FLARE NUT WRENCHES

PROD. NO.	Type	Size
719002	S.A.E.	3/8" x 7/16"
719003	S.A.E.	1/2" x 9/16"
719004	S.A.E.	5/8" x 11/16"
719007	Metric	10 x 11mm
719008	Metric	12 x 13mm
719009	Metric	15 x 17mm



Convenient scales



719001



## RATCHETING COMBINATION WRENCHES



700308

- 72 tooth ratchet mechanism exceeds the A.N.S.I. torque ratings for a fixed wrench by more than 30%
- Superior grade 6140 Chrome Vanadium steel
- Flat style allows maximum access to confined areas – just flip wrench over to reverse
- Fully polished surface resists corrosion
- Wrench size stamped on head for easy identification



### NON-REVERSING (FLAT STYLE) RATCHETING COMBINATION WRENCH SETS



700164

PROD. NO.	MOD. NO.	Pieces (total)	Sizes
700308	RCWS-8S	8	5/16, 3/8, 7/16, 1/2, 9/16, 5/8, 11/16, 3/4"
700164	RCWS-7M	7	8, 10, 12, 13, 14, 15, 18mm
700312	RCWS-13S	13	1/4, 5/16, 3/8, 7/16, 1/2, 9/16, 5/8, 11/16, 3/4, 13/16, 7/8, 15/16, 1"
700361	RCWS-12M	12	8, 9, 10, 11, 12, 13, 14, 15, 16, 17, 18, 19mm

### RATCHETING COMBINATION WRENCHES NON-REVERSING STYLE – OPEN STOCK



700312


PROD. NO.	Size	PROD. NO.	Size
701101	1/4"	701153	8mm
701102	5/16"	701154	9mm
701103	3/8"	701155	10mm
701104	7/16"	701156	11mm
701105	1/2"	701157	12mm
701106	9/16"	701158	13mm
701107	5/8"	701159	14mm
701108	11/16"	701160	15mm
701109	3/4"	701161	16mm
701110	13/16"	701162	17mm
701111	7/8"	701163	18mm
701112	15/16"	701164	19mm
701113	1"		



700361



JET Ratcheting Wrench    Other Leading Brand



JET's deeper broached teeth allow greater torque loads and ensure positive tooth engagement

# RATCHETING COMBINATION WRENCHES

## REVERSING (15° OFFSET STYLE) RATCHETING COMBINATION WRENCH SETS

- Same great features as flat style, but with reversing lever
- Allows 15° offset for clearance
- Low profile lever does not add height to the box end, maintaining clearance
- Rated at 1.2 x A.N.S.I. torque values



PROD. NO.	MOD. NO.	Pieces (total)	Sizes
700321	RCWS-8SR	8	5/16, 3/8, 7/16, 1/2, 9/16, 5/8, 11/16, 3/4"
700371	RCWS-7MR	7	8, 10, 12, 13, 14, 15, 18mm
700322	RCWS-13SR	13	1/4, 5/16, 3/8, 7/16, 1/2, 9/16, 5/8, 11/16, 3/4, 13/16, 7/8, 15/16, 1"
700372	RCWS-12MR	12	8, 9, 10, 11, 12, 13, 14, 15, 16, 17, 18, 19mm

## RATCHETING COMBINATION WRENCHES REVERSING STYLE - OPEN STOCK

PROD. NO.	Size	PROD. NO.	Size
701121	1/4"	701173	8mm
701122	5/16"	701174	9mm
701123	3/8"	701175	10mm
701124	7/16"	701176	11mm
701125	1/2"	701177	12mm
701126	9/16"	701178	13mm
701127	5/8"	701179	14mm
701128	11/16"	701180	15mm
701129	3/4"	701181	16mm
701130	13/16"	701182	17mm
701131	7/8"	701183	18mm
701132	15/16"	701184	19mm
701133	1"		



700321



700371

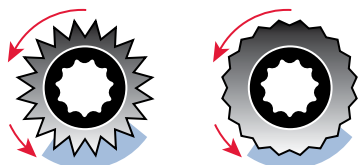


700372



701129

JET Ratcheting Wrench    Other Leading Brand



JET's deeper broached teeth allow greater torque loads and ensure positive tooth engagement

Size stamped onto both sides for quick identification





700132



700134



700182



700185



## COMBINATION WRENCHES

### FULLY POLISHED LONG PATTERN PROFESSIONAL WRENCHES

- Extra long pattern design allows greater torque and improved access to hard to reach areas
- Super strong S.A.E. 6140 Chrome Vanadium steel for strength and durability
- 15° offset – optimal for most applications
- Fully polished mirror finish
- 12 Pt Torque Drive™ box end applies force to sides of fasteners, reducing corner rounding and allowing 20% more torque
- Extra slim design allows access to the most confined spaces
- Wrench size stamped onto head for easy identification
- All wrenches meet ASME B107.6 and ASME B107.9M A.N.S.I. specifications

### POLISHED LONG PATTERN WRENCH SETS

PROD. NO.	MOD. NO.	Piece (total)	Size
700132	LCWS-11S	11	1/4, 5/16, 3/8, 7/16, 1/2, 9/16, 5/8, 11/16, 3/4, 13/16, 7/8", Plastic Rack
700134	LCWS-14S	14	3/8, 7/16, 1/2, 9/16, 5/8, 11/16, 3/4, 13/16, 7/8, 15/16, 1, 1-1/16, 1-1/8, 1-1/4" Terylene Pouch
700182	LCWS-11M	11	8, 9, 10, 11, 12, 13, 14, 15, 17, 18, 19mm Plastic Rack
700185	LCWS-16M	16	7, 8, 9, 10, 11, 12, 13, 14, 15, 16, 17, 18, 19, 21, 22, 24mm, Terylene Pouch

### OPEN STOCK FULLY POLISHED COMBINATION WRENCHES

PROD. NO.	Size	PROD. NO.	Size
700621	1/4"	700672	7mm
700622	5/16"	700673	8mm
700623	3/8"	700674	9mm
700624	7/16"	700675	10mm
700625	1/2"	700676	11mm
700626	9/16"	700677	12mm
700627	5/8"	700678	13mm
700628	11/16"	700679	14mm
700629	3/4"	700680	15mm
700630	13/16"	700681	16mm
700631	7/8"	700682	17mm
700632	15/16"	700683	18mm
700633	1"	700684	19mm
700634	1-1/16"	700685	20mm
700635	1-1/8"	700686	21mm
700637	1-1/4"	700687	22mm
		700688	23mm
		700689	24mm

Size stamped onto both sides for quick identification





# COMBINATION WRENCHES

## FULLY POLISHED PROFESSIONAL STUBBY WRENCHES

- Extra short pattern style allows you to access confined areas
- Fully polished for clean professional look and feel
- 12 Pt Torque-Drive™ box end applies force to sides of fasteners, reducing corner rounding and allowing 20% more torque
- 15° offset is optimal for most applications
- Heavy duty drop forged S.A.E. 6140 Chrome Vanadium steel made for professionals
- Meets ASME B107.6 and ASME B107.9M A.N.S.I. Standards

## POLISHED STUBBY WRENCH SETS

PROD. NO.	MOD. NO.	Pieces (total)	Size
700141	SCWS-7S	7	3/8, 7/16, 1/2, 9/16, 5/8, 11/16, 3/4" Plastic Rack
700191	SCWS-7M	7	10, 11, 12, 13, 14, 17, 19mm Plastic Rack

## OPEN STOCK FULLY POLISHED STUBBY WRENCHES

PROD. NO.	Size	PROD. NO.	Size
700703	3/8"	700755	10mm
700704	7/16"	700757	12mm
700705	1/2"	700758	13mm
700706	9/16"	700760	15mm
700707	5/8"	700762	17mm
700708	11/16"	700763	18mm
700709	3/4"	700764	19mm



700703



700141



700191



Size stamped onto both sides for quick identification



700110



700115



700121



700167



700173



700177

## COMBINATION WRENCHES

### RAISED PANEL COMBINATION WRENCHES

- JET raised panel combination wrenches are made with industrial quality S.A.E. 6140 Chrome Vanadium steel
- All wrenches feature Torque-Drive™ box ends for increased torque
- Wrench size stamped on head for easy identification
- Sets are supplied with industrial strength terylene pouches
- All sets meet ASME B107.6 and ASME B107.9M A.N.S.I. specifications

### RAISED PANEL COMBINATION WRENCH SETS

PROD. NO.	MOD. NO.	Pieces (total)	Size
700110	CWS-6S	6	3/8, 7/16, 1/2, 9/16, 5/8, 3/4" Terylene Pouch
700115	CWS-11S	11	3/8, 7/16, 1/2, 9/16, 5/8, 11/16, 3/4, 13/16, 7/8, 15/16, 1", Terylene Pouch
700121	CWS-16S	16	1/4, 5/16, 3/8, 7/16, 1/2, 9/16, 5/8, 11/16, 3/4, 13/16, 7/8, 15/16, 1, 1-1/16, 1-1/8, 1-1/4", Terylene Pouch
700167	CWS-11M	11	8, 9, 10, 11, 12, 13, 14, 15, 17, 18, 19mm Terylene Pouch
700173	CWS-16M	16	7, 8, 9, 10, 11, 12, 13, 14, 15, 16, 17, 18, 19, 21, 22, 24mm, Terylene Pouch
700177	CWS-22M	22	7, 8, 9, 10, 11, 12, 13, 14, 15, 16, 17, 18, 19, 20, 21, 22, 23, 24, 26, 27, 30, 32mm Terylene Pouch

### COMBINATION S.A.E. / METRIC WRENCH SET

PROD. NO.	MOD. NO.	Pieces (total)	Size
700201	CWS-32SM	32	1/4, 5/16, 3/8, 7/16, 1/2, 9/16, 5/8, 11/16, 3/4, 13/16, 7/8, 15/16, 1, 1-1/16, 1-1/8, 1-1/4"  7, 8, 9, 10, 11, 12, 13, 14, 15, 16, 17, 18, 19, 21, 22, 24mm, Blow Mould Case



700201

# COMBINATION WRENCHES

## RAISED PANEL JUMBO COMBINATION WRENCH SETS\*

• S45C alloy steel

PROD. NO.	MOD. NO.	Pieces (total)	Sizes
700125	JCW-6	6	1-3/8, 1-1/2, 1-5/8, 1-3/4, 1-7/8, 2"
700128	JCW-10-2	10	1-5/16, 1-3/8, 1-7/16, 1-1/2, 1-5/8 1-11/16, 1-3/4, 1-13/16, 1-7/8, 2"

\* Not available with Torque-Drive™



700128

## OPEN STOCK RAISED PANEL COMBINATION WRENCHES

- All combination wrenches meet ASME B107.6 and ASME B107.9M A.N.S.I. specifications and are made with industrial quality S.A.E. 6140 Chrome Vanadium steel (S45C alloy steel 1-5/16" - 2-1/2")
- Feature Torque-Drive™ box ends for increased torque (not available on 1-5/16" - 2-1/2" sizes)

PROD. NO.	Size	PROD. NO.	Size
700501	1/4"	700552	7mm
700502	5/16"	700553	8mm
700503	3/8"	700554	9mm
700504	7/16"	700555	10mm
700505	1/2"	700556	11mm
700506	9/16"	700557	12mm
700507	5/8"	700558	13mm
700508	11/16"	700559	14mm
700509	3/4"	700560	15mm
700510	13/16"	700561	16mm
700511	7/8"	700562	17mm
700512	15/16"	700563	18mm
700513	1"	700564	19mm
700514	1-1/16"	700565	20mm
700515	1-1/8"	700566	21mm
700517	1-1/4"	700567	22mm
700518	1-5/16"	700568	23mm
700519	1-3/8"	700569	24mm
700520	1-7/16"	700571	26mm
700521	1-1/2"	700572	27mm
700523	1-5/8"	700575	30mm
700524	1-11/16"	700577	32mm
700525	1-3/4"		
700526	1-13/16"		
700527	1-7/8"		
700529	2"		
700531	2-1/8"		
700533	2-1/4"		
700535	2-3/8"		
700537	2-1/2"		



Size stamped onto both sides for quick identification (up to 1-1/4" / 32mm)





# OFFSET STRIKING WRENCHES

- Drop forged Chrome Vanadium steel
- Heat treated for maximum strength
- Offset design allows clearance over work
- 12 point design for decreased swing room
- Special chamfering keeps wrench on fastener
- Protective coating minimizes corrosion
- Meets US government standard GGG-W-636E and ANSI B107.6-1994
- 35 hex sizes from 1 – 3-1/8"



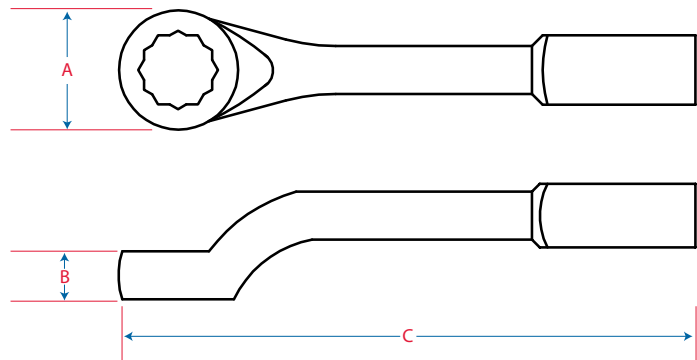
715201

**NEW**

Special chamfering keeps wrench on fastener



PROD. NO.	Size	Head Width (A)	Head Thickness (B)	Overall Length (C)
715201	1"	1-25/32"	25/32"	10-5/8"
715202	1-1/16"	1-25/32"	25/32"	10-5/8"
715203	1-1/8"	1-15/16"	7/8"	11"
715204	1-3/16"	1-15/16"	7/8"	11"
715205	1-1/4"	2-3/32"	29/32"	11-7/16"
715206	1-5/16"	2-3/32"	29/32"	11-7/16"
715207	1-3/8"	2-7/16"	31/32"	11-13/16"
715208	1-7/16"	2-7/16"	31/32"	11-13/16"
715209	1-1/2"	2-5/8"	1-1/32"	12-5/8"
715210	1-9/16"	2-5/8"	1-1/32"	12-5/8"
715211	1-5/8"	2-5/8"	1-1/32"	12-5/8"
715212	1-11/16"	2-5/8"	1-1/32"	12-5/8"
715213	1-3/4"	2-7/8"	1/1/16"	13-3/8"
715214	1-13/16"	2-7/8"	1/1/16"	13-3/8"
715215	1-7/8"	2-7/8"	1/1/16"	13-3/8"
715216	1-15/16"	3-1/16"	1-1/4"	13-3/4"
715217	2"	3-1/16"	1-1/4"	13-3/4"
715218	2-1/16"	3-5/16"	1-5/16"	14-3/16"
715219	2-1/8"	3-5/16"	1-5/16"	14-3/16"
715220	2-3/16"	3-5/16"	1-5/16"	14-3/16"
715221	2-1/4"	3-17/32"	1-3/8"	14-3/4"
715222	2-5/16"	3-17/32"	1-3/8"	14-3/4"
715223	2-3/8"	3-17/32"	1-3/8"	14-3/4"
715224	2-7/16"	3-17/32"	1-3/8"	14-3/4"
715225	2-1/2"	3-25/32"	1-1/2"	15-3/8"
715226	2-9/16"	3-25/32"	1-1/2"	15-3/8"
715227	2-5/8"	3-25/32"	1-1/2"	15-3/8"
715228	2-11/16"	4-1/8"	1-5/8"	15-3/4"
715229	2-3/4"	4-1/8"	1-5/8"	15-3/4"
715230	2-13/16"	4-1/8"	1-5/8"	15-3/4"
715231	2-7/8"	4-11/32"	1-11/16"	16-9/16"
715232	2-15/16"	4-11/32"	1-11/16"	16-9/16"
715233	3"	4-11/32"	1-11/16"	16-9/16"
715234	3-1/16"	4-21/32"	1-25/32"	17-5/16"
715235	3-1/8"	4-21/32"	1-25/32"	17-5/16"

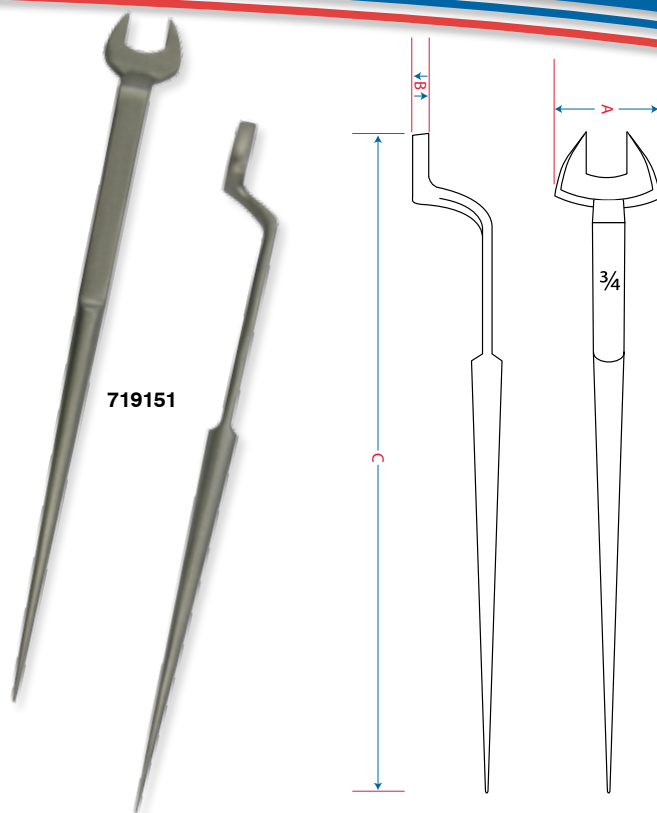


## STRUCTURAL WRENCHES

- Drop forged Chrome Vanadium steel
- Heat treated for maximum strength
- Offset design allows clearance over work
- Round stock allows use as aligning bar
- Protective coating minimizes corrosion
- Meets US government standard GGG-W-636E

**NEW**

PROD. NO.	Size	Head Width (A)	Head Thickness (B)	Overall Length (C)
719151	3/4"	1-3/4"	13/32"	13-1/8"
719153	7/8"	2-9/32"	7/16"	13-3/4"
719154	15/16"	2-9/32"	7/16"	14-5/8"
719155	1"	2-9/32"	7/16"	14-5/8"
719156	1-1/16"	2-9/32"	7/16"	14-5/8"
719157	1-1/8"	2-1/2"	19/32"	14-5/8"
719159	1-1/4"	2-1/2"	19/32"	15-3/4"
719160	1-5/16"	2-1/2"	19/32"	15-3/4"
719162	1-7/16"	3-1/16"	23/32"	16-7/8"
719163	1-1/2"	3-1/16"	23/32"	18-1/2"
719165	1-5/8"	3-5/8"	23/32"	18-1/2"



## ADJUSTABLE HOOK OR PIN SPANNER WRENCHES

- Black oxide finish resists corrosion
- Adjustable wrenches fit a wide variety of sizes
- Slotted or pin style wrenches
- For use on collars, locknut rings and bearings

**NEW**

PROD. NO.	MOD. NO.	Length	Capacity	Pin Size	Type
710902	JHSW-102	6-1/2"	3/4 - 2"	-	Hook
710903	JHSW-103	8"	1-1/4 - 3"	-	Hook
710904	JHSW-104	11-1/2"	2 - 4-3/4"	-	Hook
710912	JPSW-102	6-1/2"	3/4 - 2"	1/8"	Pin
710913	JPSW-103	8"	1-1/4 - 3"	3/16"	Pin
710914	JPSW-104	11-1/2"	2 - 4-3/4"	1/4"	Pin



## CROWFOOT WRENCH SETS

PROD. NO.	MOD. NO.	Pieces	Drive	Sizes	Holder
719111	FNC-8	8	3/8"	3/8, 7/16, 1/2 9/16, 5/8, 11/16 3/4, 7/8"	Socket Rail
719121	FNC-10M	10	3/8"	10, 11, 12, 13 14, 15, 16, 17 18, 19mm	Socket Rail



**JMTW-HD PROFESSIONAL SERIES TORQUE WRENCHES**

- ◆ Drive thru plug allows quick left and right hand thread changes
- ◆ Comfortable triangular upper hand grip at ratchet head ensures proper hand placement
- ◆ Professional quality Chrome Vanadium reversible ratchet mechanism
- ◆ Magnified scale window with dual ft / lbs and Nm scales
- ◆ Patented lock ring is easy to turn even at higher torque settings
- ◆ Large comfortable ergonomic handle grip
- ◆ Tension spring made in Germany for precise repeatability and long service life



**FROM SMALL TO LARGE APPLICATIONS, JET™ HAS THE TORQUE TOOL TO MEET YOUR NEEDS**

***JET™ has made huge strides** in developing the range and quality of our torque tool category. We have added numerous models and styles of torque wrenches in a variety of price ranges to suit the needs of serious hobbyists and professional users alike. Take a look at our exclusive pre-set tire torque wrench series – a must for every tire shop. What’s more, don’t miss the many features of our four adjustable-style torque wrenches. We have a product that will meet your needs.*

*As an added commitment, **JET™** now offers complete repair and re-calibration services on all **JET™** torque wrenches. Whatever your job, we have the right wrench and the after sales service to ensure that you can complete your specific task with confidence and accuracy. Count on **JET™** for all your torquing needs.*



**TORQUE MULTIPLIER**

**JMTW SLIM HEAD**



**TORQUE SCREWDRIVER**

**NEW**

**JPTW SERIES HEAVY DUTY TORQUE WRENCHES**

- ◆ Our most heavy duty professional torque wrench
- ◆ Superior pull-back lock release and precision torque adjusting mechanism ensures smooth torque adjustments
- ◆ Permanently etched scale will not fade or wear off
- ◆ Rubber over-moulded handle for safe, secure grip



**CALIBRATION SERVICE**



**JET™ NOW OFFERS CERTIFIED RE-CALIBRATION SERVICE ON ALL JET™ TORQUE WRENCHES**

*Fast Turn Around Times,  
Quality Service,  
Perfect Calibration!*





**JET  
EXCLUSIVE**

## TIRE TORQUE WRENCHES

- Preset torque wrenches do not need to be adjusted – just reach for the appropriate wrench and get right to work
- Torque value indicated by wrench shaft colour
- 5 preset torque ratings cover the majority of passenger car and light truck applications
- Busy shops will save tons of time usually spent setting wrenches
- No need to set wrench to 0 at end of use
- Heavy duty dual pawl ratchet heads for demanding tire shop applications
- Non-reversible ratchet head prevents use for removing wheel nuts, a major cause of torque wrench failures
- Hardened Chrome Vanadium construction for professional use
- Each wrench individually calibrated with certificate


### 5 PC TIRE TORQUE WRENCH SET

- Comes in a blow mould case that can be wall mounted or free standing using built in stand
- Case includes spaces for JET's Torque Limiting Extensions and Mag Wheel Power Sockets. Allows you to add them later, or add them right away for a complete tire service kit!
- Includes: 65 ft/lb, 80 ft/lb, 100 ft/lb, 120 ft/lb, 140 ft/lb

PROD. NO.	MOD. NO.	Drive	Pieces	Torque
718803	JTTW-5S	1/2"	5	65, 80, 100, 120, 140 ft/lbs



718803



718805



### 15 PC TIRE TOOL SET

- Includes:
  - Tire Torque Wrenches: 65 ft/lb, 80 ft/lb, 100 ft/lb, 120 ft/lb, 140 ft/lb
  - Torque Limiting Power Extensions colour coordinated with Torque Wrench values
  - Mag Wheel Power Sockets (17mm, 19mm (3/4"), 21mm, 13/16" and 7/8") for protection of aluminum and chrome wheels and lugnuts

PROD. NO.	MOD. NO.	Drive	Pieces
718805	JTTW-15S	1/2"	15

### TIRE TORQUE WRENCHES OPEN STOCK

PROD. NO.	MOD. NO.	Torque	Colour	Contained in Sets
718861	JTTW-65	65 ft/lbs	Yellow	718803 / 718805
718862	JTTW-80	80 ft/lbs	Blue	718803 / 718805
718863	JTTW-100	100 ft/lbs	Gray	718803 / 718805
718864	JTTW-120	120 ft/lbs	White	718803 / 718805
718865	JTTW-140	140 ft/lbs	Aqua	718803 / 718805



## TORQUE SCREWDRIVER

- 1/4" drive screwdriver can be used with 1/4" hex bits or 1/4" drive sockets
- 10 – 50 in/lbs torque range
- Complete with assortment of 20 popular bits
- Comes in handy blow mould case

PROD. NO.	MOD. NO.	Drive	Torque Range	Length
718991	JTSD-1450K	1/4"	10 - 50 in/lbs	6"



718991

Refer to page 36 for open stock of Mag Wheel Power Sockets and Torque Limiting Power Extensions

JET NOW OFFERS CERTIFIED RE-CALIBRATION SERVICE ON TORQUE WRENCHES

# TORQUE WRENCHES

## JTW STANDARD DUTY SERIES

- 24 tooth Chrome Vanadium ratchet gear (Chrome Molybdenum on 3/4" model)
- Reversible ratchet
- Dual ft/lbs and Nm scales
- Patented lock ring
- Comfortable ergonomic handle grip
- Complete with protective blow mould case
- Perceptible jolt and audible click to indicate desired setting has been reached
- All models are factory calibrated to +/-4% with certificate and meet ISO 6789 - 1992, ASME B107.14 - 1994, BSEN 26789-1994 and U.S. Government Federal Specifications GGG-W-00686C

PROD. NO.	MOD. NO.	Drive	Torque Range	Length
718902	JTW-1425	1/4"	40-250 in/lbs (6-30Nm)	13-3/4"
718908	JTW-3880	3/8"	15-80 ft/lbs (19-110Nm)	15-1/4"
718911	JTW-12150	1/2"	30-150 ft/lbs (40-210Nm)	21"
718912	JTW-12250	1/2"	50-250 ft/lbs (70-350Nm)	25-1/2"
718917	JTW-34300	3/4"	100-300 ft/lbs (67-406Nm)	34"
718918	JTW-34600	3/4"	100-600 ft/lbs (140-700Nm)	43"
718922	JTW-10700	1"	135-700 ft/lbs (135-949Nm)	48"



Comfortable ergonomic grip



Patented lock ring



718918

## JMTW SLIM HEAD PROFESSIONAL SERIES

- Easy to use micrometer adjustment with locking nut or button
- Perceptible jolt and audible click to indicate desired setting has been reached
- JMTW-3800 and JMTW-5250 feature clearly visible analogue scale with exclusive bubble magnifier
- Patented lock button in the handle
- May be used on left and right hand threads simply by pushing the drive plug through the wrench (not available on JMTW-7500)
- Built tough for demanding professionals
- Factory calibrated to +/-4%
- Meets US Government Federal specification GGG-W-00686C

PROD. NO.	MOD. NO.	Drive	Torque Range	Length
718906	JMTW-3800	3/8"	10-80 ft/lbs (10-100Nm)	16"
719069	JMTW-5250	1/2"	30-250 ft/lbs (30-340Nm)	24"
718916	JMTW-7500	3/4"	100-600 ft/lbs	42"



718906



719069



Drive thru plug allows quick left and right hand thread changes



Bubble magnifier analogue scale



718916

JET NOW OFFERS CERTIFIED RE-CALIBRATION SERVICE ON TORQUE WRENCHES

# TORQUE WRENCHES

## JMTW-HD PROFESSIONAL SERIES

- Extra heavy duty Chrome Vanadium ratchet gear
- Reversible ratchet
- Magnified scale window with dual ft/lbs and Nm scales
- Patented lock ring is easy to turn even at high torque settings
- Large, comfortable ergonomic handle grip
- Complete with protective blow mould case
- Perceptible jolt and audible click to indicate desired setting has been reached
- Tension spring made in Germany for precise repeatability and long service life
- All models are factory calibrated to +/-4% with certificate and meet ISO 6789 - 1992, ASME B107.14 - 1994, BSEN 26789-1994 and U.S. Government Federal Specifications GGG-W-00686C

PROD. NO.	MOD. NO.	Drive	Torque Range	Length
718903	JMTW-1425	1/4"	50-250 in/lbs	12"
718909	JMTW-3875	3/8"	15-75 ft/lbs	16-1/2"
718913	JMTW-12150	1/2"	30-150 ft/lbs	21"
718914	JMTW-12230	1/2"	50-230 ft/lbs	25-1/2"



Comfortable triangular grip handle at ratchet head ensures proper hand placement



Drive thru plug allows quick left and right hand thread changes



Comfortable triangular grip handle contains two scales: ft/lbs and Nm




718914

## JPTW HEAVY DUTY PROFESSIONAL SERIES

- Measures torque in both directions with just a flip of the direction lever – no need to push anvil through wrench
- 32 tooth configuration requires just 11.5° swing room
- Pull-down locking ring above handle grip securely holds set torque value
- Quick release ratchet holds sockets on until released
- Permanently etched scale will not fade or wear off
- Rubber over-moulded handle for safe, secure grip
- Reinforced pawl blocks for maximum strength
- Accurate to 4% CW, 6% CCW
- All models are factory calibrated to +/-4% with certificate and meet ISO 6789 - 1992, ASME B107.14 - 1994, BSEN 26789-1994 and U.S. Government Federal Specifications GGG-W-00686C

**NEW**

Convenient pull-down locking ring



PROD. NO.	MOD. NO.	Drive	Torque Range	Number of Teeth	Length
718933	JPTW-38100	3/8"	20 - 100 ft/lbs	32	18-1/2"
718935	JPTW-12150	1/2"	30 - 150 ft/lbs	32	20-3/4"
718936	JPTW-12250	1/2"	50 - 250 ft/lbs	32	22"



718936

JET NOW OFFERS CERTIFIED RE-CALIBRATION SERVICE ON TORQUE WRENCHES



# HEAVY DUTY TORQUE MULTIPLIER KITS

**NEW**



719071



Reaction base and 90° reaction bar



- Used to multiply applied force for setting and removing high torque fasteners
- Planetary gear system multiplies input force many times
- Torque multipliers lower physical effort, resulting in smooth, steady application of torque and increased accuracy
- Permits application of high torque without use of a long lever
- Can be driven with a torque wrench
- Kit includes straight and 90° reaction bars with reaction base (base not included in 719071 kit)
- 90° bar and base rests against truck wheel rims when used to torque lug nuts
- 1/2" drive models available with 3.3:1, 6.5:1, 9:1 and 12:1 torque ratios
- Higher ratios require lower input forces, reducing operator effort
- 1/2" drive models include breakaway input adaptor to protect wrench from overload

PROD. NO.	MOD. NO.	Input Drive	Output Drive	Gear Ratio	Torque Ratio	Max. Input	Max. Output
719071	JTM-50750	1/2"	3/4"	4:1	3.3:1	227 ft/lbs	750 ft/lbs
719072	JTM-51100	1/2"	3/4"	9:1	6.5:1	170 ft/lbs	1100 ft/lbs
719073	JTM-51500	1/2"	1"	12.25:1	9:1	167 ft/lbs	1500 ft/lbs
719074	JTM-51850	1/2"	1"	16:1	12:1	154 ft/lbs	1850 ft/lbs
719075	JTM-71850	3/4"	1"	4:1	3.3:1	560 ft/lbs	1850 ft/lbs

Blow mould case and accessories included

**⚠ WARNING:** Do not use impact tools with torque multipliers. Serious damage or injury could occur.





**JET™ now carries a complete line of industrial quality pipe tools including two heavy duty series of pipe wrenches, heavy duty tubing and pipe cutters, PVC cutters as well as flaring tools, tube benders and basin wrenches. The addition of these quality products further strengthens our position as Canada's one-stop shop for professional tools and equipment. As always we have paid special attention to the finest details, providing precision tools that get the job done quickly and with the least amount of effort.**

**Check us out, we have what you need!**



**PROFESSIONAL QUALITY  
STEEL & ALUMINUM PIPE WRENCHES**

- ◆ Extra heavy duty head casting design for maximum strength
- ◆ Induction hardened, machine ground hook and heel jaws for strength, gripping power and longest life
- ◆ Hook and heel jaws made with superior Chrome Molybdenum steel  
**Check and Compare!**
- ◆ Powder coated for maximum corrosion resistance
- ◆ All new series for industrial applications

**AS ALWAYS, JET™ HAS PAID SPECIAL ATTENTION TO THE FINEST DETAILS...**

**RATCHET TUBING CUTTER**

- ◆ Innovative open-end head design allows quick pipe access in limited access work areas
- ◆ Cutting head rotates inside the handle by means of a ratcheting mechanism. This allows the head to rotate 360° around the pipe without requiring the handle to swing more than a few degrees. Ideal for confined spaces!
- ◆ After each 360° rotation, tighten the cutter head with the convenient adjusting knob
- ◆ An industrial tool developed to save you time and money
- ◆ A must for all M.R.O. piping applications



**PVC PIPE CUTTER**

- ◆ Heavy duty, lightweight aluminum body
- ◆ Razor sharp, stainless steel cutting blade for fast cutting and longest life
- ◆ Unique blade profile quickly and efficiently pierces through plastic pipe and prevents "crushing" of the work piece
- ◆ Ratcheting action allows quick and easy progressive cutting
- ◆ Quick release lever opens blade safely



**TELESCOPIC TUBING CUTTER**

- ◆ Heavy duty cast steel body for industrial applications
- ◆ Smooth acting comfortable grip turning knob
- ◆ Three smooth acting contact rollers ensure stability during cutting
- ◆ Built in H.S.S. deburring tool
- ◆ Precision-ground hardened steel cutting wheel for fast efficient cutting
- ◆ **JET™** now offers a complete line of professional tubing and pipe cutters



## PIPE WRENCHES

### SUPER DUTY STEEL (European Made)

- Manufactured to U.S. specifications GGG-W-651e TYPE II Class A and Canadian Government specifications CDA39-GP-48
- Hook jaws are manufactured with special alloy steel for the most demanding applications
- Hook and heel jaws are machine ground and induction hardened to exacting standards for long life and superior gripping
- Special epoxy coating reduces husking of the paint – lasts longer than other finishes
- Monoblock cast iron or aluminum "H" type handle stands up to the toughest jobs
- Certified ISO 9001 and 14001 – built for professionals



710107

PROD. NO.	MOD. NO.	Length	Jaw Capacity
710102	HD-8	8"	1"
710103	HD-10	10"	1-1/2"
710104	HD-12	12"	2"
710105	HD-14	14"	2"
710107	HD-18	18"	2-1/2"
710110	HD-24	24"	3"
710116	HD-36	36"	5"



710207

### SUPER DUTY ALUMINUM (European Made)

- Meets U.S. Federal specifications: GGG-W-651 TYPE I Class C and Canadian Government specifications CDA39-GP-48A
- Aluminum handles reduce weight without compromising strength
- Same quality features as above

PROD. NO.	MOD. NO.	Length	Jaw Capacity
710205	AL-14	14"	2"
710207	AL-18	18"	2-1/2"
710210	AL-24	24"	3"
710216	AL-36	36"	5"
710219	AL-48	48"	6"

Machine ground, induction hardened hook and heel jaws on all models of JET pipe wrenches

### HEAVY DUTY STEEL

- Heavy duty cast steel handles for professional use
- **Chrome Molybdenum** hook and heel jaws for long life and maximum grip
- Jaws hardened to HRC 52 – 58
- Powder-coated for maximum resistance to corrosion
- Heel jaws attached using roll pins for easy replacement
- Meets A.N.S.I. standards



710124

Extra heavy duty head casting provides up to 20% greater strength – Check and Compare!

PROD. NO.	MOD. NO.	Length	Jaw Capacity
710122	PW-8	8"	1-3/16" <b>NEW</b>
710123	PW-10	10"	1-13/16" <b>NEW</b>
710124	PW-12	12"	2-7/16" <b>NEW</b>
710125	PW-14	14"	2-7/16" <b>NEW</b>
710127	PW-18	18"	2-7/8" <b>NEW</b>
710130	PW-24	24"	3-3/16" <b>NEW</b>
710136	PW-36	36"	5-1/4" <b>NEW</b>



710227

### HEAVY DUTY ALUMINUM

- Same features as above, but with heavy duty lightweight aluminum handles

PROD. NO.	MOD. NO.	Length	Jaw Capacity
710225	PWA-14	14"	2-7/16" <b>NEW</b>
710227	PWA-18	18"	2-7/8" <b>NEW</b>
710230	PWA-24	24"	3-3/16" <b>NEW</b>
710236	PWA-36	36"	5-1/4" <b>NEW</b>
710239	PWA-48	48"	6" <b>NEW</b>



# PIPE CUTTERS

## MINI TUBING CUTTER

**739109 JMTC-30**

- Compact overall size for use where space is restricted
- Cuts copper, brass, aluminum and thin wall steel conduit
- Cuts from 1/8" up to 1-1/8" tubing (3 – 30 mm)
- Hardened steel cutting wheel for copper cutting
- Replacement cutters: **739191** copper, **739193** stainless steel

**NEW**




**739109**  
1/8 – 1-1/8" Capacity

## SCREW FEED TUBING CUTTER

**739102 JTC-30**

- Cuts copper, brass, aluminum and thin wall steel conduit
- Cuts 1/8 – 1-1/8" (3 – 30 mm) tubing
- Grooved rollers allow cutting close to flare
- One piece sliding block for long life and accurate cuts
- Includes fold away deburring tool
- Contoured adjustment knob houses spare cutting wheel
- Hardened steel cutting wheel for copper cutting
- Replacement cutters: **739191** copper, **739193** stainless steel

**NEW**



**739102**  
1/8 – 1-1/8" Capacity

## TELESCOPIC TUBING CUTTERS

- Telescopic cutter requires no additional room to open to full capacity
- Cuts copper, brass, aluminum and thin wall steel conduit
- Grooved rollers allow cutting close to flare
- Hardened steel cutting wheel for copper cutting
- Includes spare cutting wheel for copper cutting


**NEW**



**739104**  
1/8 – 1-1/4" Capacity

PRODUCT NO.	MODEL NO.	Capacity	Replacement Cutters
<b>739104</b>	JTTC-32	1/8 – 1-1/4"	<b>739191</b> copper <b>739193</b> stainless steel
<b>739105</b>	JTTC-42	1/8 – 1-5/8"	<b>739192</b> copper <b>739194</b> stainless steel

**NEW**



**739105**  
1/8 – 1-5/8" Capacity

## QUICK ADJUSTABLE TUBING CUTTER

**739107 JQAC-50**

- Spring loaded cutter wheel feed system allows slide action adjustment and quick release
- Cuts copper, brass, aluminum and thin wall steel conduit
- Cuts 1/4 – 2" (6 – 50 mm) tubing
- Grooved rollers allow cutting close to flare
- Hardened steel cutting wheel for copper cutting
- Includes fold away deburring tool
- Contoured adjustment knob houses spare cutting wheel
- Replacement cutters: **739192** copper, **739194** stainless steel

**NEW**



**739107**  
1/4 – 2" Capacity

## PIPE CUTTERS

### RATCHET TUBING CUTTER

**739108** JRTC-28

- Ratchet action cutter allows cutting of tubes without having to rotate 360°
- Open end design is ideal for cutting sections of pipe in walls and other limited access areas
- Simply close cutter on tube and move back and forth until cut is made
- Cuts 5/16 – 1-1/8" (8 – 29 mm) tubing
- Replacement cutters: 739192 copper, 739194 stainless steel



Ratchet mechanism rotates head 360° inside handle, allowing pipe cutting in confined spaces

**739108**  
5/16 – 1-1/8" Capacity

### IRON PIPE CUTTER

**739111** JPC-50

- Heavy duty drop forged steel body for demanding applications
- Ideally suited for cutting steel and iron pipes
- Can also be used on copper, brass, and aluminum tubing and thin wall conduit
- Cuts 1/8 – 2" (3 – 50 mm) tubing
- Hardened steel cutting wheel
- Large ergonomic feed handle
- Replacement cutter: 739195



**739111**  
1/8 – 2" Capacity

### DEBURRING TOOL

**739122** JDT-100

- Large diameter contoured plastic handle
- High speed steel blades for cutting copper, brass, aluminum and stainless steel
- Spare blade is included and housed inside handle
- Push button blade release for fast blade changes
- Suitable for left and right hand cutting
- Overall length: 6"
- Replacement cutter: 739197



**739122**

Spare blade in handle

H.S.S. Blades

### DEBURRING TOOL

**739125** JDT-500

- Sleek aluminum body with pocket clip
- High speed steel blade for cutting copper, brass, aluminum and stainless steel
- Blade is easily replaceable
- Suitable for left and right hand cutting
- Overall length: 6"
- Replacement cutter: 739197



**739125**

Stainless steel blade for professional use

### PVC PIPE CUTTER

**739116** JPPC-42

- Ratcheting action for easy progressive cutting
- Stainless steel blade
- Unique blade profile pierces pipe and prevents crushing
- Maximum capacity: 1-5/8" (42 mm)
- Replacement blade: 739198



Unique blade profile prevents crushing of pipe

**739116**  
1-5/8" Capacity


Ratcheting mechanism for fast / progressive cutting

## PIPE TOOLS

### 3-IN-1 TUBING BENDER

**739142** JTB-90

- Bends 1/4", 5/16", and 3/8" soft tubing
- Compact design for use in confined areas
- Aluminum construction is rust proof
- Bends tubing smoothly without kinking or crushing
- Calibrated for quick reference




739142

### DOUBLE FLARING / CUTTING KIT

**739181** JTFK-100

- Includes JTC-30 Tubing Cutter, JFT-100 Flaring Tool and Double Flaring Inserts for 3/16, 1/4, 5/16, 3/8, 7/16, 1/2 and 5/8" tubing
- Provides automotive type double flare or use without inserts for 45° flare
- Cuts up to 1-1/8" (30 mm) tubing
- For soft copper, brass and aluminum tubing
- Complete with blow mould storage case
- Replacement Double Flaring Dies: 3/16" - H1120A, 1/4" - H1120B, 5/16" - H1120C, 3/8" - H1120D, 7/16" - H1120J, 1/2" - H1120E, 5/8" - H1120K



739181

### FLARING TOOL

**739132** JFT-100

- Provides 45° flare or can be used with double flaring inserts
- Designed for use on 3/16, 1/4, 5/16, 3/8, 7/16, 1/2 and 5/8" tubing
- Cast iron yoke
- Fully polished tubing clamp
- For soft copper, brass and aluminum tubing



739132

### HEAVY DUTY FLARING TOOL

**739133** JFT-200

- Provides 45° flare or can be used with double flaring inserts
- Designed for use on 3/16, 1/4, 5/16, 3/8, 7/16, 1/2 and 5/8" tubing
- Drop forged yoke and hardened steel tubing clamp for professional applications
- Ideal for automotive, HVAC, hydraulic and other heavy duty applications
- Can be used on copper, brass aluminum and stainless steel tubing



739133

### TELESCOPIC BASIN WRENCH

**710921** JBW-130

- Adjustable from 11" to 17"
- Forged alloy steel jaw automatically adjusts to nut size
- Fits nuts up to 1-1/4"



710921




JET also carries a larger range of pipe and tubing tools specifically for use in the automotive aftermarket. Please consult our *Specialty Automotive* catalogue.



**JET™ offers the Canadian market a huge range** of hex keys and hex key sets. Whether you need a wrench for use in tight spaces or jumbo wrenches for the biggest jobs, we have them all. HEX and TORX®, straight and ball nose, short arm, long arm, extra long arm, extra long jumbo long arm, L-handle and folding hex keys, **JET™ offers a tool for every application.** While all of our hex keys are built and hardened for professional use, we now carry both Chrome Vanadium and S2 steel wrenches for the most demanding work.

In addition, **JET™ HEX and TORX® key sets come in convenient plastic holders** to help you store and organize your tools. Check out our exclusive extra long ball nose jumbo hex keys complete with our convenient and patented plastic organizer. Take a look at our extremely popular S.A.E. / Metric combination set with a center post that converts to a convenient L or T-handle. What's more, we offer an industry leading ergonomic L-handle hex key design. We guarantee the most comfortable, powerful gripping power on the market!




**FOLDING HEX AND TORX® KEY SETS**

- ◆ Ergonomic bi-material grip ensures maximum comfort and grip
- ◆ heat treated Chrome Vanadium steel keys for maximum strength and life
- ◆ Chamfered edges for quick and easy socket placement
- ◆ 5 sets available including S.A.E., metric and TORX® sizes and shapes

**ONCE AGAIN JET™ LEADS THE WAY IN PERFORMANCE, PRODUCTIVITY, INNOVATION AND DESIGN**

**JUMBO EXTRA LONG BALL NOSE HEX KEYS**

- ◆ Super duty jumbo series of hex key wrenches in S.A.E. and Metric sizes
- ◆ All jumbo wrenches are made from superior S2 alloy steel providing up to 50% more torque
- ◆ All jumbo wrenches come with the versatile ball nose design on one end and a regular end on the other
- ◆ Wrenches are extra long for maximum reach
- ◆ Regular hex end is chamfered at the factory to allow quick and easy socket placement
- ◆ Super bright finish resists rust
- ◆ Patented carrying case



**LONG ARM BALL NOSE COMBINATION HEX KEY SET**

- ◆ Combination S.A.E. and Metric hex key set comes in convenient color coded plastic storage holder
- ◆ Center post of the holder can be used to form either a T or L-handle for the hex keys – a very innovative, comfortable and performance enhancing means to use any hex key, **Check and Compare!**
- ◆ All hex keys have chamfered edges for quick and easy socket placement
- ◆ Other working end offers our popular ball nose design for us at angles up to 25°



**ERGONOMIC L-HANDLE HEX KEYS**

- ◆ Super comfortable composite ergonomic handle design ensures maximum gripping power – **Check and Compare!**
- ◆ Innovative L-handle design is far superior to the traditional T-handle design
- ◆ The shape of the handle around the hex key allows the hex key to protrude out one end. T-handle wrenches can only be used one way. Our L-handle wrenches can be used at both ends depending on the application and available space
- ◆ S2 alloy steel metal keys are hardened to HRC58-62 for up to 50% more torque
- ◆ Ball nose design on one end allows use at angles up to 25°



# HEX KEY WRENCHES

## FOLDING HEX AND TORX® KEY SETS

- Fully hardened steel case with ergonomic bi-material grip for added comfort and sure grip
- Heat treated Chrome Vanadium steel keys

PROD. NO.	MOD. NO.	Pieces	Sizes
775144	JFHK-9	9	5/64, 3/32, 7/64, 1/8, 9/64, 5/32 3/16, 7/32, 1/4"
775146	JFHK-7L	7	1/8, 5/32, 3/16, 7/32, 1/4, 5/16, 3/8"
775153	JFHK-7M	7	1.5, 2, 2.5, 3, 4, 5, 6mm
775156	JFHK-7ML	7	3, 4, 5, 5.5, 6, 8, 10mm
775192	JFTK-8	8	T8, T10, T15, T20, T25, T27, T30, T40

TORX® is a registered trademark of CAMCAR Division of TEXTRON INC.



775144



775146



775153



775156



775192

## COMBINATION S.A.E. / METRIC HEX KEY SET

- Keys made of heat treated Chrome Vanadium steel
- Quality set at an economical price
- Complete with blow mould carrying case
- S.A.E. keys are long arm, Metric keys are short arm

PROD. NO.	MOD. NO.	Pieces	Sizes
775165	JHK-25SM	25	Long Arm 1/16, 5/64, 3/32, 7/64, 1/8, 9/64, 5/32 3/16, 7/32, 1/4, 5/16, 3/8" Short Arm 1.5, 2.0, 2.5, 3.0, 4.0, 4.5mm 5.0, 5.5, 6.0, 7.0, 8.0, 9.0, 10.0mm Blow Mould Case



775165

TORX® is a registered trademark of Camcar Division of Textron Inc.





775112



775114



775191

## HEX KEY WRENCHES

### SHORT ARM HEX AND TORX® KEY SETS

- Precision chamfering for ease of insertion
- Industrial heat treated Chrome Vanadium steel
- Convenient carrying case keeps hex keys organized

PROD. NO.	MOD. NO.	Pieces	Sizes
775112	JHK-13	13	0.05, 1/16, 5/64, 3/32, 7/64, 1/8, 9/64, 5/32, 3/16, 7/32, 1/4, 5/16, 3/8"
775114	JHK-9M	9	1.5, 2, 2.5, 3, 4, 5, 6, 8, 10mm
775191	JTK-9TP	9	T10, T15, T20, T25, T27, T30, T40, T45, T50



775173



775184

### LONG ARM BALL NOSE SETS

- Long arm series allows access into tough spots and more torque on the fastener
- Ball nose design allows engagement of fastener at up to 25° angle
- Precision chamfering for ease of insertion
- Industrial heat treated Chrome Vanadium steel
- Convenient carrying case keeps hex keys organized
- New JBHK-22SM set combines 13 pc S.A.E. and 9 pc Metric with a convenient centre post that converts to a comfortable T or L-handle
- All items meet A.N.S.I. standards for hardness and torque

PROD. NO.	MOD. NO.	Pieces	Sizes
775173	JBHK-10	10	1/16, 5/64, 3/32, 1/8, 5/32, 3/16, 7/32, 1/4, 5/16, 3/8"
775184	JBHK-9M	9	1.5, 2.0, 2.5, 3.0, 4.0, 5.0, 6.0, 8.0, 10.0mm



775164

### LONG ARM BALL NOSE COMBINATION SET

PROD. NO.	MOD. NO.	Pieces	Sizes
775164	JBHK-22SM	13	0.05, 1/16, 5/64, 3/32, 7/64, 1/8, 9/64, 5/32, 3/16, 7/32, 1/4, 5/16, 3/8"
		9	1.5, 2.0, 2.5, 3.0, 4.0, 5.0, 6.0, 8.0, 10.0mm

TORX® is a registered trademark of Camcar Division of Textron Inc.



# HEX KEY WRENCHES

## EXTRA LONG BALL NOSE SETS

- Extra long – up to 30% longer than conventional hex keys. Improves reach and provides more torque
- Hex end for extra torque – use for initial loosening and final tightening
- Ball nose allows angle entry – perfect for blind applications
- Super bright finish for excellent rust resistance
- S2 alloy steel hardened to HRC58-62 allows 50% more torque than CrV keys
- Improved folding case for easier access to smaller sizes
- Exceeds A.N.S.I. standards for hardness and torque

PROD. NO.	MOD. NO.	Pieces	Sizes
775175	JBHK-9XL	9	1/16, 5/64, 3/32, 1/8, 5/32, 3/16, 1/4, 5/16, 3/8"
775185	JBHK-9XLM	9	1.5, 2.0, 2.5, 3.0, 4.0, 5.0, 6.0, 8.0, 10.0mm



EXTRA LONG – up to 30% longer than conventional hex keys!

## JUMBO EXTRA LONG BALL NOSE SETS

- Same great features as above, but with larger sizes for all heavy duty applications
- Complete with handy organizer

PROD. NO.	MOD. NO.	Pieces	Sizes
775176	JBHK-17XL	17	0.05, 1/16, 5/64, 3/32, 7/64, 1/8, 9/64, 5/32, 3/16, 7/32, 1/4, 5/16, 3/8, 1/2, 9/16, 5/8, 3/4"
775186	JBHK-17XLM	17	1.3, 1.5, 2.0, 2.5, 3.0, 3.5, 4.0, 5.0, 5.5, 6.0, 7.0, 8.0, 10.0, 12.0, 14.0, 17.0, 19.0mm



775176 / 775186  
Includes jumbo sizes 1/2 – 3/4" or 12 – 19mm!

## ERGONOMIC L-HANDLE SETS

- Hard composite material combined with soft rubber form a unique ergonomic handle for optimal grip and unsurpassed comfort
- Handles are moulded around keys ensuring maximum strength and preventing keys and handles from separating
- Super long keys for maximum reach – our longest hex keys
- Ball nose allows angle entry – perfect for blind applications
- Hex end for extra torque – use for initial loosening and final tightening
- S2 alloy steel hardened to HRC58-62 allows 50% more torque than CrV keys
- Super bright finish for excellent rust resistance
- Exceeds A.N.S.I. standards for hardness and torque
- Check and compare – 2 keys in 1

PROD. NO.	MOD. NO.	Pieces	Sizes
775104	JTHK-9	9	5/64, 3/32, 1/8, 5/32, 3/16, 7/32, 1/4, 5/16, 3/8", Blow Mould Case
775106	JTHK-9M	9	2.0, 2.5, 3.0, 4.0, 5.0, 5.5, 6.0, 8.0, 10.0mm Blow Mould Case
775108	JTTK-9	9	T10, T15, T20, T25, T27, T30, T40, T45, T50 <b>NEW</b>



TORX® is a registered trademark of Camcar Division of Textron Inc.



# HEX KEY WRENCHES

## OPEN STOCK HEX KEYS

Size	Short Arm	Long Arm	CrV Long Ball Nose	S2	
				Extra Long Ball Nose	S2 L-Handle
<b>S.A.E.</b>					
0.05"			774905	775005	
1/16"		774806	774906	775006	
5/64"		774807	774907	775007	774607
3/32"		774808	774908	775008	774608
7/64"		774809	774909	775009	
1/8"		774810	774910	775010	774610
9/64"		774811	774911	775011	
5/32"		774812	774912	775012	774612
3/16"		774813	774913	775013	774613
7/32"		774814	774914	775015	774614
1/4"		774815	774915	775014	774615
5/16"		774817	774917	775017	774617
3/8"		774819	774919	775019	774619
1/2"				775021	
9/16"				775022	
5/8"				775023	
3/4"				775025	



Size	Short Arm	Long Arm	CrV Long Ball Nose	S2	
				Extra Long Ball Nose	S2 L-Handle
<b>Metric</b>					
1.3mm				775054	
1.5mm	774756		774956	775056	
2.0mm	774757		774957	775057	774657
2.5mm	774758		774958	775058	774658
3.0mm	774759		774959	775059	774659
3.5mm				775060	
4.0mm	774760		774960	775061	774660
4.5mm	774761				
5.0mm	774762		774962	775063	774662
5.5mm	774763			775064	774663
6.0mm	774764		774964	775065	774664
7.0mm	774765			775067	
8.0mm	774766		774966	775069	774666
9.0mm	774767				
10.0mm	774768		774968	775073	774668
12.0mm				775075	
14.0mm				775077	
17.0mm				775080	
19.0mm				775082	

Size	Short Arm	Long Arm	CrV Long Ball Nose	S2	
				Extra Long Ball Nose	S2 L-Handle
<b>Torx®</b>					
T10					774691
T15					774692
T20					774693
T25					774694
T27					774695
T30					774696
T40					774697
T45					774698
T50					774699

TORX® is a registered trademark of Camcar Division of Textron Inc.

### JUMBO HANDLE SCREWDRIVERS

- ◆ Oversized Jumbo grip screwdriver handles for maximum grip
- ◆ Made with super acetate materials – virtually indestructible
- ◆ Handle groove edges are carefully chamfered for maximum comfort
- ◆ Hardened magnetic black tips eliminate chipping like chrome plated tips

*As with all of our other tool categories, JET™ has worked hard to develop a screwdriver line that exceeds market expectations. We now offer three different screwdriver styles, each with their own special features and benefits. All of them are built for the professional user.*

*For many years JET™ has set the standard with our Jumbo grip, super acetate handle screwdriver line. Made with state-of-the-art acetate materials, these handles are virtually indestructible. The oversized handle provides some of the best gripping power of any acetate handle in the market. In addition, the edges along the handle grooves are carefully chamfered for comfort. Check out our blow mould cases on the 13 and 14 piece sets, they are designed to fit conveniently in your tool box drawer!*

*In more recent years, the market has developed many new styles of ergonomic handles designed to be more comfortable and efficient than ever before. Two years ago, JET™ launched their best of all worlds Torque-Drive™ Plus screwdriver line. Our handles are built to fit perfectly in the hands of the Canadian tradesman. The size, shape and materials used provide unparalleled grip and comfort. In addition, we have colour coded the handles and permanently moulded the tip symbols into the end of the handle for quick and easy identification when carried in a tool pouch or box. These industrial-grade screwdrivers also feature premium grade S2 shafts which allows up to 20% greater twist resistance, corrosion resistance satin-finished shaft and black hardened tips*



## LOOKING FOR TRUE COMFORT AND PERFORMANCE FROM YOUR SCREWDRIVER? JET™ IS YOUR BRAND!



### TORQUE-DRIVE™ PLUS SCREWDRIVERS

- ◆ Exclusive handle shape and dual materials combine for exceptional gripping power and comfort
- ◆ Triple injection moulding process prevents handle/shaft separation and allows multi-colour appearance
- ◆ Colour coded to identify screwdriver type
- ◆ Tip symbols permanently moulded into the handle ends for quick identification when carried in a tool pouch (most competing brands do not offer any tip identification and if they do, it is usually pad printed which wears away very quickly) – **Check and Compare!**
- ◆ Industrial Grade S2 shafts are 20% more resistant to twisting than CrV shafts
- ◆ Satin finish for corrosion resistance
- ◆ Sandblasted tips to minimize cam-out and to eliminate chrome plate chipping



### TORQUE-DRIVE™ PLUS NUT DRIVERS

- ◆ Same quality features as Torque-Drive™ Plus screwdrivers
- ◆ Complete with industrial grade CrV hollow shafts







**720957**



**720513**



**720514**



**720519**

Complete master screwdriver set!







## SCREWDRIVERS

### TORQUE-DRIVE™ PLUS SCREWDRIVERS

- Exclusive handle shape and dual materials combine for exceptional grip and comfort
- Colour coded to identify screwdriver type
- Tip symbols permanently moulded into handle ends for easy identification when carried in a tool pouch
- Triple injection moulding process prevents handle/shaft separation
- Industrial grade S2 steel shafts are 20% more resistant to twisting than CrV shafts
- Satin finished for superior corrosion resistance
- Sandblasted tips to minimize cam-out
- Meets or exceeds A.N.S.I., DIN, US and Canadian Federal specifications

### TORQUE-DRIVE™ PLUS SCREWDRIVER SETS

PROD. NO.	MOD. NO.	Pieces	 Slot	 Phillips	 Square	 Torx®
<b>720957</b>	JTDP-6T	<b>6</b>	N/A	N/A	N/A	T10x4", T15x4" T20x4", T25x4" T27x4", T30x4"
<b>720513</b>	JTDP-9S	<b>9</b>	3/16" x 3" 1/4" x 4" 5/16" x 6"	#1 x 3" #2 x 4" #3 x 6"	#1 x 4" #2 x 5" #3 x 6"	N/A
<b>720514</b>	JTDP-14S	<b>14</b>	3/16" x 3" 3/16" x 6" 1/4" x 1-1/2" 1/4" x 4" 5/16" x 6" 3/8" x 10"	#1 x 3" #2 x 1-1/2" #2 x 4" #3 x 6"	#1 x 4" #2 x 1-1/2" #2 x 5" #3 x 6"	N/A
<b>720519</b>	JTDP-20S	<b>20</b>	3/16" x 3" 3/16" x 6" 1/4" x 1-1/2" 1/4" x 4" 5/16" x 6" 3/8" x 10"	#1 x 3" #2 x 1-1/2" #2 x 4" #3 x 6"	#1 x 4" #2 x 1-1/2" #2 x 5" #3 x 6"	T10x4", T15x4" T20x4", T25x4" T27x4", T30x4"

• New 20 piece master screwdriver set includes the complete range of JET **TORQUE DRIVE PLUS** screwdrivers



**720513** 10 Pack P.O.P. Display



**720514** 6 Pack P.O.P. Display

TORX® is a registered trademark of Camcar Division of Textron Inc.

# SCREWDRIVERS

## TORQUE DRIVE™ PLUS SCREWDRIVERS OPEN STOCK

### SLOT SCREWDRIVERS: COLOUR CODE YELLOW

PROD. NO. MOD. NO. Size

720402	TDPS-2S	1/4" x 1-1/2" (Stubby)
720403	TDPS-3	3/16" x 3"
720405	TDPS-4	1/4" x 4"
720407	TDPS-6	5/16" x 6"
720410	TDPS-10	3/8" x 10"
720447	TDPS-6N	3/16" x 6"



720402



720405

### PHILLIPS SCREWDRIVERS: COLOUR CODE WHITE

PROD. NO. MOD. NO. Size

720426	TDPP-1	#1 x 3"
720427	TDPP-2S	#2 x 1-1/2" (Stubby)
720428	TDPP-2	#2 x 4"
720429	TDPP-3	#3 x 6"



720427



720428

### SQUARE SCREWDRIVERS


PROD. NO. MOD. NO. Size

Colour Code

720436	TDPR-1	#1 x 4"	Green
720437	TDPR-2S	#2 x 1-1/2" (Stubby)	Red
720438	TDPR-2	#2 x 5"	Red
720439	TDPR-3	#3 x 6"	Black



720437



720438

### TORX® SCREWDRIVERS: COLOUR CODE ORANGE

PROD. NO. MOD. NO. Size

720912	TDPT-10	T10 x 4"
720918	TDPT-15	T15 x 4"
720923	TDPT-20	T20 x 4"
720926	TDPT-25	T25 x 4"
720930	TDPT-27	T27 x 4"
720933	TDPT-30	T30 x 4"



720933

TORX® is a registered trademark of Camcar Division of Textron Inc.

Industrial S2 shafts are 20% more resistant to twisting than CrV shafts

Exclusive "Torque Drive Plus" handle shape and dual materials combine to provide exceptional grip, comfort and maximum torque!

Tip symbols permanently moulded into handle

Sandblasted tips minimize cam-out

Triple injection moulding process prevents handle / shaft separation

Colour-coded to identify screwdriver type

Through-hole allows convenient hanging

# SCREWDRIVERS



720505

## JUMBO HANDLE SCREWDRIVERS

- Jumbo grip grooved handle design ensures maximum torque for tough jobs
- Black hardened magnetic tips eliminate chrome plating chipping off the tip (common on other brands), holds the screw into the screwdriver and ensures maximum durability and life
- Shafts made of the highest quality Chrome Vanadium steel for long life and maximum durability
- Made with state of the art super acetates, these handles are virtually indestructible
- All items meet U.S. Specifications GGG-S-121E and Canadian Government specifications CDA39-GP-17C

## JUMBO HANDLE BASIC SET

PROD. NO.	MOD. NO.	Pieces	Slot	Phillips	Square
720505	JHSS-6	6	1/4 x 4" 5/16 x 6" Handy Storage Rack	#1 x 3" #2 x 4"	#1 x 4" #2 x 5"



720956

## JUMBO HANDLE TORX® SET

PROD. NO.	MOD. NO.	Pieces	TORX®
720956	JHTSS-6	6	T10 x 4" T15 x 4" T20 x 4" T25 x 4" T27 x 4" T30 x 4" Terylene Pouch



720574

## JUMBO HANDLE MECHANIC'S SET

PROD. NO.	MOD. NO.	Pieces	TORX®	Slot	Phillips
720574	JHMSS-13	13	T10 x 4" T15 x 4" T20 x 4" T25 x 4" T27 x 4" T30 x 4"	1/4 x 1-1/2" 1/4 x 4" 5/16 x 6" 3/8 x 10"	#1 x 3" #2 x 1-1/2" #2 x 4"

Custom blow mould case conveniently fits in tool chests



720507

## JUMBO HANDLE MAINTENANCE SET

PROD. NO.	MOD. NO.	Pieces	Slot Square Shaft	Slot Round Shaft	Phillips	Square
720507	JHSS-14	14	1/4 x 1-1/2" 1/4 x 4" 5/16 x 6" 3/8 x 10"	3/16 x 3" 3/16 x 6"	#2 x 1-1/2" #1 x 3" #2 x 4" #3 x 6"	#2 x 1-1/2" #1 x 4" #2 x 5" #3 x 6"

Custom blow mould case conveniently fits in tool chests

**⚠ WARNING!** Insulated handles rated for use to 220V only.  
Do not use on higher voltage circuits.

TORX® is a registered trademark of Camcar Division of Textro Inc.



# SCREWDRIVERS

## JUMBO HANDLE SCREWDRIVERS OPEN STOCK

PROD. NO.	MOD. NO.	Size	Type
-----------	----------	------	------

### SLOT (SQUARE SHANK)



720392	SDS-2SS	1/4 x 1-1/2" (Stubby)
720354	SDS-4S	1/4 x 4"
720356	SDS-6S	5/16 x 6"
720360	SDS-10S	3/8 x 10"
720362	SDS-12S	3/8 x 12"

### SLOT (ROUND SHANK)



720363	SDS-3R	3/16 x 3"
720366	SDS-6R	3/16 x 6"

### PHILLIPS (ROUND SHANK)



720382	SDP-2S	#2 x 1-1/2" (Stubby)
720371	SDP-1	#1 x 3"
720372	SDP-2	#2 x 4"
720373	SDP-3	#3 x 6"

### SQUARE (ROUND SHANK)



721372	SDR-2S	#2 x 1-1/2" (Stubby)
721361	SDR-1	#1 x 4"
721362	SDR-2	#2 x 5"
721363	SDR-3	#3 x 6"

### TORX® (ROUND SHANK)



720911	SDT-10	T10 x 4"
720917	SDT-15	T15 x 4"
720922	SDT-20	T20 x 4"
720925	SDT-25	T25 x 4"
720929	SDT-27	T27 x 4"
720932	SDT-30	T30 x 4"

## PRECISION SCREWDRIVER SETS

- Ergonomic bi-material handles for sure grip
- Rotating cap allows easy one hand operation
- Chrome Vanadium steel shafts
- Convenient plastic case

PROD. NO.	MOD. NO.	Pieces	Slot	Phillips	TORX®
720542	JPSD-6	6	2.0, 3.0 4.0	#00, #0 #1	
720546	JPSD-6T	6			T5, T6, T7 T8, T9, T10



720542



720546

TORX® is a registered trademark of Camcar Division of Textron Inc.

# SCREWDRIVERS



720404



720508



720701

## TORQUE-DRIVE™ SCREWDRIVERS GO THRU STYLE

- JET's exclusive Torque-Drive™ cushion grip ergonomic handle design guarantees maximum torque and unparalleled user comfort, increasing performance and productivity
- Black hardened magnetic tips eliminate chrome plating chipping off the tip (common on other brands), holds the screw into the screwdriver and ensures maximum durability and life
- Shafts made of the highest quality Chrome Vanadium steel for long life and maximum durability
- Go thru design offers a one piece metal shaft from handle to tip
- All items meet U.S. Specifications GGG-S-121E and Canadian Government specifications CDA39-GP-17C

## TORQUE-DRIVE™ SCREWDRIVER SET

PROD. NO.	MOD. NO.	Pieces	Slot	Phillips	Square
720508	TDSS-6	6	1/4 x 4" 5/16 x 6"	#1 x 4" #2 x 4"	#1 x 4" #2 x 4"

## TORQUE-DRIVE™ SCREWDRIVERS – OPEN STOCK

PROD. NO.	MOD. NO.	Size	Type
<b>SLOT</b>			
720404	TDS-4	1/4 x 4"	☉
720406	TDS-6	5/16 x 6"	
720444	TDS-4N	3/16 x 4"	
720446	TDS-6N	3/16 x 6"	
<b>PHILLIPS</b>			
720421	TDS-1P	#1 x 4"	⊕
720422	TDS-2P	#2 x 4"	
720423	TDS-3P	#3 x 6"	
<b>SQUARE</b>			
720431	TDS-1R	#1 x 4"	⊞
720432	TDS-2R	#2 x 4"	
720433	TDS-3R	#3 x 6"	

## SPECIALTY SCREWDRIVERS

### IMPACT DRIVER

- Can also be used with 1/2" drive sockets

PROD. NO.	MOD. NO.	Driver	Bits	Slot	Phillips
720701	2500	1/2"	4	5/16, 3/8"	#2, #3

**⚠ WARNING!** Not for use on live electrical circuits

# NUT DRIVERS

- Jumbo grip grooved handle design ensures maximum torque for tough jobs
- Made with state of the art super acetates, these handles are virtually indestructible
- Hollow shank Chrome Vanadium shafts

## JUMBO HANDLE HOLLOW SHANK NUT DRIVER SET

PROD. NO.	MOD. NO.	Pieces	Size (1 Each)
721105	NDS-07	7	3/16, 1/4, 5/16, 11/32, 3/8, 7/16, 1/2" Vinyl Roll Pouch



721105

## JUMBO HANDLE HOLLOW SHANK NUT DRIVERS – OPEN STOCK

PROD. NO.	MOD. NO.	Point	Size	Length	
721111	ND-316	6	3/16"	3-1/2"	
721112	ND-14	6	1/4"	3-1/2"	
721113	ND-516	6	5/16"	3-1/2"	
721114	ND-1132	6	11/32"	3-1/2"	
721115	ND-38	6	3/8"	3-1/2"	
721116	ND-716	6	7/16"	3-1/2"	
721117	ND-12	6	1/2"	3-1/2"	



721106

## TORQUE-DRIVE™ PLUS NUT DRIVERS

- Exclusive handle shape and dual materials combine for exceptional grip and comfort
- Colour coded to identify nut driver size
- Tip symbols permanently moulded into handle ends for easy identification when carried in a tool pouch
- Triple injection moulding process prevents handle / shaft separation
- Industrial grade CrV shafts
- Satin finished for superior corrosion resistance
- Hollow shaft allow running nuts on long fasteners



721107

## TORQUE-DRIVE™ PLUS NUT DRIVER SETS

PROD. NO.	MOD. NO.	Pieces	Size (1 each)	
721106	JNDS-7S	7	3/16, 1/4, 5/16, 11/32, 3/8, 7/16, 1/2"	
721107	JNDS-7M	7	6, 7, 8, 9, 10, 11, 12mm	
721109	JND-14SM	14	3/16, 1/4, 5/16, 11/32, 3/8, 7/16, 1/2", 6, 7, 8, 9, 10, 11, 12mm	

**NEW**

## TORQUE-DRIVE™ PLUS NUT DRIVERS OPEN STOCK

PROD. NO.	MOD. NO.	Size	PROD. NO.	MOD. NO.	Size
721121	JND-316	3/16" x 3"	721131	JND-6	6mm x 3"
721122	JND-14	1/4" x 3"	721132	JND-7	7mm x 3"
721123	JND-516	5/16" x 3"	721133	JND-8	8mm x 3"
721124	JND-1132	11/32" x 3"	721134	JND-9	9mm x 3"
721125	JND-38	3/8" x 3"	721135	JND-10	10mm x 3"
721126	JND-716	7/16" x 3"	721136	JND-11	11mm x 3"
721127	JND-12	1/2" x 3"	721137	JND-12M	12mm x 3"



721109



## SUPER DUTY DIAGONAL CUTTING PLIERS

- ◆ Super duty cutting plier head made with industrial quality Chrome Nickel steel – offering superior strength and life compared to CrV pliers
- ◆ Expensive state-of-the-art micro finish avoids rusting
- ◆ Head and cutting edges are induction hardened to a precise and optimum HRC-62 hardness for premium performance and life
- ◆ 730221 cutting plier features a convenient oversized angled head for easier cutting



**JET™ pliers and cutters have been designed to meet the demands of the Canadian professional automotive and industrial markets. Our products have been carefully developed to ensure they stand up to everyday tough jobs. In addition, we have aggressively increased our range of pliers and cutters to meet the needs of almost any application in the field.**

## LOCKING PLIERS

- ◆ Head made of industrial quality Chrome Molybdenum steel – **Check and Compare!**
- ◆ Precision ground jaws feature a special raked tooth for superior non-slip gripping action
- ◆ Most locking pliers come with built-in cutters in the jaw – 2 tools in 1!
- ◆ **JET™** locking pliers feature a heavy duty industrial locking mechanism



Once again we carefully consider the materials that we use in our products. For instance, the heads on our locking pliers are made from premium quality Chrome Molybdenum steel (not CrV steel), which is significantly stronger in this application. Also, the precision ground teeth are specifically raked to provide superior non-slip gripping action.

The same philosophy applies to our super duty pliers and cutters. These tools are made with superior Chrome Nickel (not Crv steel), which is stronger and holds its cutting edges longer. They are induction hardened to an optimum HRC58-62 hardness for superior performance and life. A state-of-the-art micro-finishing coat is applied which resists rusting and sports a premium finish.

## SUPER DUTY GROOVE JOINT PLIERS

- ◆ Super Duty plier heads made with industrial quality Chrome Nickel steel – offer superior strength and life compared to CrV pliers
- ◆ Expensive state-of-the-art micro-finish helps eliminate rusting
- ◆ Head and teeth edges are induction hardened to a precise and optimum HRC58-62 hardness for premium performance and life
- ◆ Double dipped cushion grips for superior comfort

**JET™** also offers the highest quality aviation (tin) snips. Again we use a premium Chrome Molybdenum steel as the basis for the cutting head. They are subjected to a stringent induction hardening process (to HRC 60-62). Add precision serrated cutting edges, a compound action lever system and improved ergonomic handles and you have the fastest, easiest and most comfortable cutting snips available. **JET™** is Canada's premium supplier of pliers and cutters!



Precision, serrated cutting edges prevent material slippage and allows easier and more precise cutting of sheet metal

Head and cutting edges are induction hardened to an optimum HRC60-62



## AVIATION SNIPS

- ◆ Made of the highest quality drop forged Chrome Molybdenum steel – superior in performance and life against traditional CrV heads
- ◆ Compound action lever mechanism significantly reduces cutting effort
- ◆ Colour coded TPR ergonomic handles provide superior comfort



## LOCKING PLIERS

- Made of industrial quality Chrome Molybdenum steel
- Strong locking mechanism
- Precision ground jaws
- All locking pliers come with cutter in jaw (except chain wrench)
- Ergonomic cushioned release lever is guarded to prevent accidental release
- Teeth raked to provide superior no-slip grip
- Meets A.N.S.I. requirements
- Quality equal to the best!

### LOCKING PLIER SETS

PROD. NO.	MOD. NO.	Pieces	Length	Type
730334	LPS-3	3	5, 7, 10"	Curved Jaw
730335	LPS-5	5	5, 7, 10" 6, 9"	Curved Jaw Long Nose



730334



730335

### ERGONOMIC GRIP LOCKING PLIER SET

- Same great features as our regular models with super comfortable PVC grips for maximum power and user comfort

PROD. NO.	MOD. NO.	Pieces	Length	Type
730333	LPS-2CG	2	7, 10"	Curved Jaw



730333

### LOCKING PLIERS – OPEN STOCK

PROD. NO.	MOD. NO.	Length	Type
730453	J5WR	5"	Curved Jaw
730455	J7WR	7"	Curved Jaw
730456	J7WRG	7"	Curved Jaw / PVC Grip
730458	J10WR	10"	Curved Jaw
730459	J10WRG	10"	Curved Jaw / PVC Grip
730462	J4LN	4"	Long Nose
730463	J6LN	6"	Long Nose
730467	J9LN	9"	Long Nose



730455

730496 J20R 20" (chain) Chain Wrench **NEW**

### LOCKING CLAMPS – OPEN STOCK

- Chrome Vanadium and Chrome Molybdenum jaw components for improved strength
- C-clamps available with your choice of plain tips or swivel pads
- New heavy duty materials for improved performance and life

PROD. NO.	MOD. NO.	Length	Type
730558	J8R	8"	Sheet Metal
730559	J9R	9"	Welder's
730554	J6R	6"	C-clamp
730555	J6RP	6"	C-clamp with pads
730556	J11R	11"	C-clamp
730557	J11RP	11"	C-clamp with pads



730496



730463



730558



730559



730556

730557

## PLIERS & CUTTERS

### SUPER DUTY PLIERS & CUTTERS

- Chrome nickel parts are micro finished on all surfaces, resisting rust and offering great looks!
- Cutting edges induction hardened to HRC58-62 for long life and performance
- Double-dipped cushion grip handles offer superior comfort, sure gripping action and long life
- Made of super high quality Chrome Nickel steel for the toughest jobs – better than CrV!
- Meet ASME B107.20, ASME B107.11M and ASME B107.13M



730302

### SUPER DUTY PLIER / CUTTER SETS

PROD. NO.	MOD. NO.	Pieces	Size	Type
730302	JPS-3HD	3	8" 7-1/2" 8"	Long Nose Diagonal Cutter Linesman's Double Blister Pack
730322	JPS-5HD	5	8" 10" 8" 8" 8"	Long Nose Groove Joint Slip Joint Angle Head Cutter Linesman's Terylene Pouch

### SUPER DUTY PLIERS – OPEN STOCK

#### SUPER DUTY SLIP JOINT PLIERS

PROD. NO.	MOD. NO.	Length
730201	PL-6HD	6"
730202	PL-8HD	8"
730203	PL-10HD	10"

#### SUPER DUTY LINESMAN'S PLIERS


PROD. NO.	MOD. NO.	Length
730417	CP-200HD	8"
730418	CP-250HD	10"

#### SUPER DUTY GROOVE JOINT PLIERS

PROD. NO.	MOD. NO.	Length	Capacity
730211	CLP-1HD	8"	1-1/4"
730212	CLP-2HD	10"	1-3/4"
730213	CLP-3HD	12"	2-1/4"



730322



CrNi

730201



CrNi

730417



CrNi

730212



## PLIERS & CUTTERS

### SUPER DUTY LONG NOSE PLIER

730426 RP-200HD

- 8" long
- Built in cutter
- Precision machined serrated teeth



CrNi 730426

### SUPER DUTY DIAGONAL CUTTING PLIERS

- NPA-200HD has unique shape and head configuration for best leverage and easiest cutting capabilities

PROD. NO.	MOD. NO.	Length
730437	NP-200HD	7-1/2"
730221	NPA-200HD	8"




CrNi 730437

High leverage head shape



Angle head  
(730221 only)



CrNi 730221

### SUPER DUTY ELECTRICIAN'S CUTTER / CRIMPER

730473 WP-250HD

- 10" long
- Not for use on live circuits
- A heavy duty cutter and crimping tool



CrNi 730473

### SUPER DUTY END NIPPER

730226 ECN-200HD

- 8" long
- Ideal for end cutting of rebar wire on construction sites, tile work and many other jobs where flush cutting is required



CrNi 730226

### SUPER DUTY BOX JOINT PLIER

730232 BJP-200HD

- CrV steel
- Special jaw design for use on pipe
- 10" long
- Unique box joint adjusting system allows quick and easy one hand adjustments



CrV 730232



730313



730321



730401



CrV

730442



CrV

730423



CrV

730485



CrV

730414

## PLIERS & CUTTERS

- Made of high quality Chrome Vanadium steel
- Cutting edges induction hardened to HRC58-62
- Double-dipped cushion grip handles offer superior comfort, sure gripping action and long life
- Meets A.N.S.I. specifications ASME B107.20, ASME B107.11M and ASME B107.13M

### PLIER SETS

PROD. NO.	MOD. NO.	Pieces	Length	Type
730313	JPS-4	4	6-1/2"	Long Nose Diagonal Cutter Linesman's Groove Joint Terylene Pouch
			6-1/2"	
			7"	
			10"	
730321	JPS-5	5	8"	Long Nose Diagonal Cutter Linesman's Slip Joint Bent Nose Terylene Pouch
			8"	
			8"	
			8"	
			8"	

### PLIERS OPEN STOCK

#### SLIP JOINT PLIERS

- Made of quality carbon steel

PROD. NO.	MOD. NO.	Length
730401	PL-6	6"
730402	PL-8	8"
730403	PL-10	10"

#### GROOVE JOINT PLIERS

PROD. NO.	MOD. NO.	Length	Capacity
730441	CLP-1	7-1/2"	1-1/4"
730442	CLP-2	9-1/2"	1-3/4"
730443	CLP-3	12"	2-1/4"

#### LONG NOSE PLIERS

PROD. NO.	MOD. NO.	Length
730423	RP-150	6-1/2"
730425	RP-200	8"

#### BENT NOSE PLIERS

PROD. NO.	MOD. NO.	Length
730483	BP-150	6-1/2"
730485	BP-200	8"

#### LINESMAN'S PLIERS

PROD. NO.	MOD. NO.	Length
730414	CP-175	7"
730415	CP-200	8"

# PLIERS & CUTTERS

## DIAGONAL CUTTERS

PROD. NO.	MOD. NO.	Length
730433	NP-150	6-1/2"
730435	NP-200	7-1/2"



**CrV** 730433

## LONG REACH PLIERS / HOSE GRIP PLIERS

- Extra long reach pliers for maximum access
- Double dipped handles provide sure grip and comfort
- Precision cut teeth provide maximum grip
- Hose grip models provide generous openings to grip and pull hoses and spark plug boots without damage

## 3 PC LONG REACH PLIERS SET

PROD. NO.	MOD. NO.	Pieces	Length	Contents
730323	JLRP-3S	3	11"	Long Nose, Bent Nose and 90° Long Reach Pliers



730323

## LONG REACH PLIERS – OPEN STOCK

PROD. NO.	MOD. NO.	Length	Type
730428	LRP-1100	11"	Long Nose
730488	LRP-1145	11"	Bent Nose
730489	LRP-1190	11"	90° Long Reach



730324

## 3 PC LONG HOSE GRIP PLIERS SET

PROD. NO.	MOD. NO.	Pieces	Length	Contents
730324	JHGP-3S	3	11"	5/16", 1/2" and 3/4" Hose Grip Pliers


## LONG HOSE GRIP PLIERS – OPEN STOCK

PROD. NO.	MOD. NO.	Length	Capacity
730491	HGP-1	11"	5/16"
730492	HGP-2	11"	1/2"
730493	HGP-3	11"	3/4"

## SNAP RING PLIER SETS

- Blue cushion grip handles
- Made of carbon steel
- Spring loaded handles

PROD. NO.	MOD. NO.	Pieces	Length	Type
730352	SRP-1S	5	6"	Straight Tips, Bent Tips, Convertible Type
730353	SRP-4S	4	7"	Internal Straight, External Straight, Internal Bent, External Bent Terylene Pouch



730352

## SNAP RING PLIERS – OPEN STOCK

PROD. NO.	MOD. NO.	Length	Type
730701	SRP-175IS	7"	Internal Straight
730702	SRP-175IB	7"	Internal Bent
730703	SRP-175ES	7"	External Straight
730704	SRP-175EB	7"	External Bent



730353



## AVIATION SNIPS

- Made of the highest quality drop forged Chrome Molybdenum steel blades for professional use
- Induction hardened to HRC 60 – 62
- Serrated cutting edges prevent material from slipping out of blade
- Compound action reduces cutting effort
- Unique automatic release latch for easy one hand operation
- Colour coded TPR handles provide maximum comfort
- Regular, offset, notching and extra long models cover every application

### 3 PC AVIATION SNIP SET

#### 735305 JAS-3S

- Length 10"
- Includes Straight cut, Left cut and Right cut aviation snips

### 2 PC OFFSET AVIATION SNIP SET

#### 735325 JOS-2S

- Includes Left cut offset and Right cut offset aviation snips

### AVIATION SNIPS – OPEN STOCK

#### Maximum Material Thickness (gauge)

PROD. NO.	MOD. NO.	Description	Overall Length	Length of cut	Copper (soft)	Cold Rolled Steel (med.)	Hard Steel (HRC35)	304 Stainless Steel
735301	JAS-1S	Straight	10"	1-1/2"	16	18	21	22
735302	JAS-1R	Right Cut	10"	1-3/8"	16	18	21	22
735303	JAS-1L	Left Cut	10"	1-3/8"	16	18	21	22
735391	JBS-1	Bull Dog	9"	1"	14	16	18	18
735311	JAS-1SL	Long Cut	11-3/8"	3"	19	20	22	25
735322	JOS-1R	Right Cut	9-1/4"	1-3/16"	16	18	21	22
735323	JOS-1L	Left Cut	9-1/4"	1-3/16"	16	18	21	22

### 10" TIN SNIPS

- Made of drop forged high carbon steel
- One piece solid steel construction
- Smooth finished blades for cleaner cutting

#### Maximum Material Thickness (gauge)

PROD. NO.	MOD. NO.	Overall Length	Length of cut	Copper (soft)	Cold Rolled Steel (med.)	Hard Steel (HRC35)	304 Stainless Steel
735210	JTS-10	10"	2"	20	22	24	26



735305 – 3 Piece Set



735325 – 2 Piece Set



735311



735210

## WIRE STRIPPERS / CUTTERS

- All cutting and stripping surfaces are precision machined to produce clean, exacting results
- High carbon heat treated steel for long life
- Black oxide finish resists rust and corrosion
- All models feature holes for looping and serrated tips for pulling wire
- Strippers / cutters are spring loaded for easy one hand operation and have safety lock
- Multifunction tools cut, strip and crimp insulated and non-insulated terminals
- For use on copper and aluminum wire only

PROD. NO.	MOD. NO.	Overall Length	Stripping Capacity	Crimping Capacity	Bolt Size & Thread
730711	JWCS-61020	6-1/4"	10, 12, 14, 16, 18, 20 AWG solid and stranded	N/A	N/A
730724	JMWS-81024	8-1/4"	8, 10, 12, 14, 16, 18, 20, 22 AWG solid; 12, 14, 16, 18, 20, 22, 24, 26 AWG stranded	10-22 AWG	4-40, 5-40, 6-32, 8-32, 10-32, 10-24
730725	JMWS-9618	9"	6, 8, 10, 12, 14, 16 AWG solid; 8, 10, 12, 14, 16, 18 AWG stranded	10-22 AWG	4-40, 5-40, 6-32, 8-32, 10-32, 10-24



730711 – Wire Stripper / Cutter



730724 – Multi-function Wire Stripper




730725 – Multi-function Wire Stripper

### AUTOMATIC WIRE STRIPPER

#### 730731 JAWS-822

- One quick light squeeze strips wire up to a full 1" without nicking, cutting or fraying
- Automatic wire gripper holds wire centered in stripping hole
- Lever action offers stripping and insulation removal in one step
- Adjustable wire stop to ensure uniform, precise strip length
- Overall Length 7"
- Stripping Capacity: 8, 10, 12, 14, 16, 18, 20, 22 AWG solid and stranded



730731

### SELF ADJUSTING WIRE STRIPPER

#### 730736 JAWS-100

- Self adjusting stripper automatically applies correct pressure to strip insulation without nicking wire
- Fine adjustment screw to customize pressure to work better on different types of plastic insulation
- Can be used to strip several wires simultaneously
- Includes wire cutter
- Overall length 6-1/2"



730736

### V-GROOVE WIRE STRIPPER

#### 730738 JWWS-51024

- Hardened carbon steel with black oxide finish for corrosion resistance
- Quickly adjusts from AWG 10 - 24. Spring loaded for easy one hand use
- Overall length 5-1/4"
- Capacity: 10, 12, 14, 16, 18, 20, 22, 24 AWG solid and stranded



730738

## FENCING TOOL

#### 735102 FT-10X

- Drop forged steel with blue cushion grip handles
- Ideal multi-purpose plier for farmers and ranchers
- Hammer, staple remover and 2 wire cutters in 1 tool
- Length 10"



735102

## PICK, HOOK & SCRAPER SETS



859301

- Premium grade Chrome Vanadium steel shafts
- Exclusive ergonomic handle for maximum grip
- Heat treated for maximum strength
- Super heavy duty professional quality

### 4 PC PICK & HOOK SET

- Nickel Chrome plated finish for corrosion resistance

PROD. NO. MOD. NO. Length Contents

859301 JPHS-604 6" Straight Pick, Bent Hook, 90° Hook & Compound Hook



859302

### 4 PC EXTRA LONG PICK & HOOK SETS

- Nickel Chrome plated finish for corrosion resistance
- Extra long for maximum reach

PROD. NO. MOD. NO. Length Contents

859302 JPHS-904 9-3/4" Straight Pick, Bent Hook, 90° Hook & Compound Hook

859331 JPHS-1504 15" Straight Pick, 90° Pick, Offset Pick and Hook

### 3 PC SCRAPER SET

- Black Manganese Phosphate finish for corrosion resistance
- Precision ground edges

PROD. NO. MOD. NO. Contents

859303 JPSS-3 1" x 8-1/2" Short, 1/2" x 10" Medium, 1" x 12" Long Scrapers



859331

### 5 PC HOOK & SCRAPER SET

- Black Manganese Phosphate finish for corrosion resistance
- Precision ground edges

PROD. NO. MOD. NO. Contents

859304 JPSS-5 1" x 8-1/2" Short Scraper, 1/2" x 10" Medium Scraper, 1" x 12" Long Scraper, 9" Cotter Key Puller, 7-1/2" Radiator Hose Hook



859303

## PICKS, HOOKS & SCRAPERS – OPEN STOCK

PROD. NO. Length Type Contained in Sets

859305	8-1/2"	1" Scraper	859303
859306	10"	1/2" Scraper	859303
859307	12"	1" Scraper	859303
859308	9"	Cotter Key Puller	859304
859309	7-1/2"	Radiator Hose Hook	859304

859310	6"	Straight Pick	859301
859311	6"	90° Pick	859301
859312	6"	Compound Hook	859301
859313	6"	Bent Hook	859301

859314	9-3/4"	Straight Pick	859302
859315	9-3/4"	90° Pick	859302
859316	9-3/4"	Compound Hook	859302
859317	9-3/4"	Bent Hook	859302

859318	15"	Straight Pick	859331
859319	15"	90° Pick	859331
859320	15"	Offset Pick	859331
859321	15"	Hook	859331



859304



## CHISEL SCRAPERS

- Stainless steel blades for professional use
- Extra stiff blades with chisel points for the toughest scraping and cleaning jobs
- Ergonomic handle provides non-slip grip and maximum user comfort
- Blades double riveted to handles for maximum strength
- Steel striking cap for extra tough scraping jobs

### 4 PC CHISEL SCRAPER SET

PROD. NO.	MOD. NO.	Type
859341	JCS-4S	1-1/4" Scraper (2.0mm thick), 1-1/4" Bent Scraper (2.0mm thick), 2" Scraper (2.0mm thick), Stubby Scraper (2.5mm thick)

Stainless Steel Blades



859341

### CHISEL SCRAPERS – OPEN STOCK


PROD. NO.	MOD. NO.	Description	Blade Thickness	Contained in Sets
859342	JCS-125	1-1/4" Scraper	2.0mm	859341
859343	JCS-125B	1-1/4" Bent Scraper	2.0mm	859341
859344	JCS-200	2" Scraper	2.0mm	859341
859345	JCS-2025	Stubby Scraper	2.5mm	859341

## PRY BARS

### SUPER DUTY PRY BAR SETS

- **Chrome Molybdenum** steel for maximum strength – Check and Compare!
- Super large sizes for the heaviest duty applications
- Extra large bi-material handles provide exceptional grip and comfort and allow the use of both hands for maximum leverage
- Go-thru shanks with steel end caps
- Available separately or in 4 piece sets

PROD. NO.	MOD. NO.	Pieces	Type	Length
779220	JMPB-4S	4	Regular	8 - 24"
779240	JHPB-4S	4	Jumbo	24 - 36"



779220 4 PC Pry Bar Set

### SUPER DUTY PRY BARS – OPEN STOCK

PROD. NO.	MOD. NO.	Description	Type	Contained in Sets
779221	JMPB-8	8" - 45°	Regular	779220
779222	JMPB-12	12" - 45°	Regular	779220
779223	JMPB-18	18" - 45°	Regular	779220
779224	JMPB-24	24" - 45°	Regular	779220
779241	JHPB-2445	24" - 45° narrow face	Jumbo	779240
779242	JHPB-2490	24" - 90° wide face	Jumbo	779240
779243	JHPB-3645	36" - 45° wide face	Jumbo	779240
779244	JHPB-3600	36" - straight wide face	Jumbo	779240



779240  
4 PC Jumbo Pry Bar Set



779244 - 36"

779242 - 24"

779241 - 24"

779243 - 36"

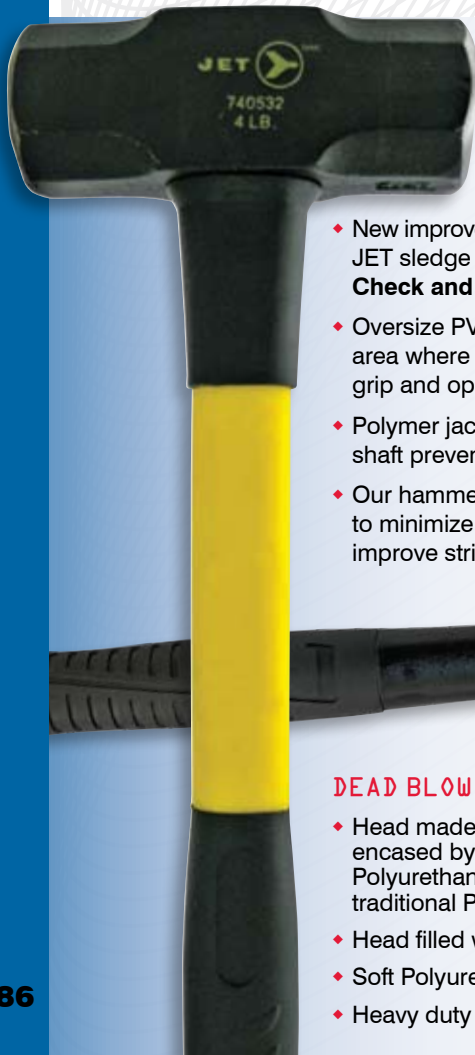
IF YOU ARE LOOKING FOR TRUE HIGH PERFORMANCE, SAFE AND RELIABLE STRIKING TOOLS FOR INDUSTRIAL APPLICATIONS, DON'T ACCEPT ANYTHING LESS THAN JET QUALITY

**JET™ carries a complete range** of heavy duty striking and construction tools to meet industrial market needs. Our line up includes dual-hardened punches and chisels, number and letter stamps, wood and fiberglass-handled hammers, sledge hammers, axes, mallets, and an expanded range of deadblow, sledge and soft-faced hammers. Each line has been designed to exceed the performance of competitive brands.

While most sledge hammers on the market look similar, even a basic sledge hammer can offer outstanding features. **JET™ sledge hammers** start with superior hardened and tempered forged steel heads with precision ground faces for minimal deflection. Heads are attached to super strong handles made of the highest fiberglass content in the market place, using an improved bonding technology rated for use to -25°C. Our handles are larger than competing brands and feature a seamless PVC grip handle at the transition point for comfort and maximum gripping power. These features combine to produce a premium product that exceeds all A.N.S.I. standards.

**JET™'s latest range of industrial duty deadblow sledge hammers** feature shot-filled steel skeleton heads encased in a Polyurethane jacket that lasts up to 5 times longer than PVC. Heads are attached to a TPR grip fiberglass handle for operator comfort.

Our punches and chisels have some less obvious features. First, we begin with the highest grade carbon steel, the correct material to use for these products. Second, dual-hardening ensures maximum safety and life. While competitive products are the same hardness throughout, our factory carefully hardens the striking end to HRC42 to eliminate chipping and mushrooming. The working end is then hardened to HRC 52-58 for maximum life. Finally, our hexagonal shanks are a larger diameter than most competitors adding more strength to a tool that is designed to take a daily beating.



### SLEDGE HAMMERS

- ◆ Handles made from highest fiberglass content for maximum safety and life
- ◆ Steel heads are drop forged, hardened and tempered for maximum safety and life
- ◆ New improved bonding technology (rated for -25°C) ensures JET sledge hammers exceed A.N.S.I. standards by 10% **Check and Compare!**
- ◆ Oversize PVC handle grip features a seamless transition area where it meets the fiberglass handle for maximum grip and operator comfort
- ◆ Polymer jacket around the fiberglass shaft prevents splintering
- ◆ Our hammers are precision ground to minimize deflection and to improve strike zone success

### DEAD BLOW HAMMERS

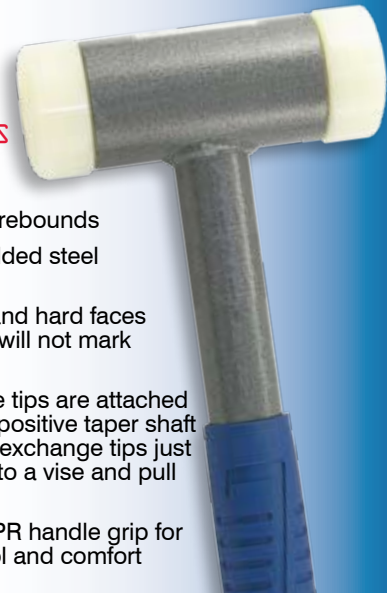
- ◆ Head made out of a steel skeleton encased by an industrial quality Polyurethane jacket. Lasts up to 5 times longer than traditional PVC materials
- ◆ Head filled with steel shot for "dead blow" striking action
- ◆ Soft Polyurethane face will not mark work piece
- ◆ Heavy duty fiberglass handle

### COLD CHISELS

- ◆ Hexagonal shanks are larger diameter than competing brands for extra strength and rigidity
- ◆ All punches and chisels are dual hardened to A.N.S.I. standards for safety and life
- ◆ Striking end is hardened to HRC-42 to prevent chipping and mushrooming
- ◆ Working end is hardened to HRC-52-58 for strength
- ◆ Powder coated shanks prevent rusting
- ◆ Working ends are precision ground and finished

### SOFT FACE BLOW HAMMERS

- ◆ Heavy duty steel shot filled head prevents rebounds
- ◆ Heavy duty welded steel construction
- ◆ Soft, medium and hard faces are available – will not mark work piece
- ◆ Industrial grade tips are attached by means of a positive taper shaft – to remove or exchange tips just clamp them in to a vise and pull sideways
- ◆ Comfortable TPR handle grip for superior control and comfort



# STRIKING TOOLS – HAMMERS

## SOFT FACE DEAD BLOW HAMMERS

- Steel shot filled head directs full force of blow to the work and prevents rebound
- Soft face will not mark work
- Welded steel construction
- Medium hardness plastic faces are easily replaceable
- Hard and soft plastic faces available separately
- TPR handle grip for superior control and user comfort

PROD NO.	MODEL NO.	Diameter	Handle Length	Head Weight
740932	SFH-125	1-3/8"	10-1/4"	20 oz.
740933	SFH-175	1-1/2"	10-1/4"	29 oz.
740934	SFH-225	1-3/4"	10-1/4"	38 oz.

## END FACE REPLACEMENT

PROD NO.	MODEL NO. & DESCRIPTION	Diameter	Durability	Color
740991	RTHY-35 hard tip for SFH-125	1-3/8"	hard	yellow
740994	RTMW-35 med. tip for SFH-125	1-3/8"	medium	white
740997	RTSB-35 soft tip for SFH-125	1-3/8"	soft	blue
740992	RTHY-40 hard tip for SFH-175	1-1/2"	hard	yellow
740995	RTMW-40 med. tip for SFH-175	1-1/2"	medium	white
740998	RTSB-40 soft tip for SFH-175	1-1/2"	soft	blue
740993	RTHY-45 hard tip for SFH-225	1-3/4"	hard	yellow
740996	RTMW-45 med. tip for SFH-225	1-3/4"	medium	white
740999	RTSB-45 soft tip for SFH-225	1-3/4"	soft	blue

## DEAD BLOW NON-REBOUND HAMMERS

- Single piece body made out of PVC filled with steel shot
- Orange color with high visibility

PROD NO.	MODEL NO.	Weight	Total Length
740912	DB-100	1 lb	11-1/2"
740913	DB-150	1-1/2 lbs	12-1/2"
740914	DB-200	2 lbs	13-1/2"
740915	DB-300	3 lbs	16" <b>NEW</b>

## DEAD BLOW SLEDGE HAMMERS

- Steel shot filled head directs full force of blow to the work and prevents rebound
- Soft face will not mark work
- Steel skeleton encased in tough Polyurethane jacket (740926)
- Fibreglass handle with Polyurethane covered striking head (740927 and 740928)
- Polyurethane is much tougher and longer lasting than PVC – up to 5 times the life
- TPR handle grip for superior control and user comfort
- Temperature range of -20°C to 90°C

PROD NO.	MODEL NO.	Head Weight	Handle Length
740926	DB-400HD	4 lbs	12" <b>NEW</b>
740927	DB-600HD	6 lbs	32" <b>NEW</b>
740928	DB-800HD	8 lbs	32" <b>NEW</b>

## RUBBER MALLETS

- Wooden handle

PROD NO.	MODEL NO.	Weight	Total Length
740403	RM-16	1 lb	13-1/4"
740407	RM-32	2 lbs	13-1/2"





## STRIKING TOOLS – HAMMERS & AXES



741107



741121




741141



740437



740161



Smooth transition point between fiberglass and PVC handle for maximum comfort



740532



740952

Precision Machined Face

### FIBREGLASS HANDLE STYLE

- Highest fiberglass content for maximum strength
- Polymer jacketed to prevent splintering
- PVC grips for user comfort and safety
- Overstrike protection on sledge hammers
- Forged steel heads are hardened and tempered for professional use
- Exceeds A.N.S.I. specifications
- New improved bonding technology rated for use to -25°C

### AXES AND MAULS

- Exceeds A.N.S.I. B173.3

PROD. NO.	MOD. NO.	Type	Weight	Length (Overall)
741107	JH-150F	Hatchet	1-1/2 lbs	16"
741121	JA-250F	Axe	2-1/2 lbs	34"
741123	JA-350F	Axe	3-1/2 lbs	34"
741141	SM-6F	Maul	6 lbs	34"
741142	SM-8F	Maul	8 lbs	34"

### CLAW HAMMER

740347 CF16F

- Exceeds A.N.S.I. B173.1
- Weight 16 oz, Overall length 13"

### BALL PEIN HAMMERS

- Exceeds A.N.S.I. B173.2

PROD. NO.	MOD. NO.	Weight	Length (Overall)
740161	BP-08F	8 oz	11"
740163	BP-16F	16 oz	13"
740164	BP-24F	24 oz	14-1/2"
740165	BP-32F	32 oz	15"

### SLEDGE HAMMERS

- Exceeds A.N.S.I. B173.3

PROD. NO.	MOD. NO.	Weight	Length (Overall)
740532	SH-4F	4 lbs	16"
740533	SH-6F	6 lbs	30"
740534	SH-8F	8 lbs	30"
740535	SH-10F	10 lbs	36"
740536	SH-12F	12 lbs	36"
740538	SH-16F	16 lbs	36"

### BRICK (DRILLING) HAMMER

- Machined face minimizes slipping and deflection
- Exceeds A.N.S.I. B173.3

PROD. NO.	MOD. NO.	Weight	Length (Overall)
740952	DH-48F	3 lbs	10-1/2"
740953	DH-64F	4 lbs	10-1/2"

# STRIKING TOOLS – HAMMERS

## HICKORY HANDLE STYLE

- American hickory handles
- Forged steel heads are hardened and tempered for professional use
- Exceeds A.N.S.I. specifications

## CLAW HAMMER

**740307** CW16F

- Meets A.N.S.I. B173.1
- Weight 16 oz, Overall length 13"



740307

## BALL PEIN HAMMERS

- Exceeds A.N.S.I. B173.2

**PROD. NO.**    **MOD. NO.**    **Weight**    **Length (Overall)**

<b>740151</b>	BP-08H	8 oz	11-1/2"
<b>740153</b>	BP-16H	16 oz	14"
<b>740155</b>	BP-24H	24 oz	15"
<b>740157</b>	BP-32H	32 oz	15"



740151

## SLEDGE HAMMERS

- Exceeds A.N.S.I. B173.3

**PROD. NO.**    **MOD. NO.**    **Weight**    **Length (Overall)**


<b>740522</b>	SH-4H	4 lbs	16"
<b>740523</b>	SH-6H	6 lbs	32"
<b>740524</b>	SH-8H	8 lbs	32"
<b>740525</b>	SH-10H	10 lbs	32"
<b>740526</b>	SH-12H	12 lbs	32"
<b>740528</b>	SH-16H	16 lbs	36"



740522

## CHIPPING HAMMER

**740901** FH-1



740901

## NUMBER & LETTER STAMP SETS

- Manufactured from high quality steel and induction hardened for durability and extended life
- Stamping end hardened at 58-62 HRC and the striking end is hardened to 38-43 HRC to prevent splintering
- Striking ends are beveled to prevent breakage and to increase operator safety
- Sets contain: Numbers: "0" - "9" (6 and 9 are interchangeable)
- Letters: "A" - "Z" and "&" (ampersand)

**PROD. NO.**    **MOD. NO.**    **Pieces**    **Characters**    **Size**

<b>391103</b>	NS-030	9	Numbers	3mm (1/8")
<b>391106</b>	NS-050	9	Numbers	5mm (3/16")
<b>391109</b>	NS-060	9	Numbers	6mm (1/4")
<b>391104</b>	LS-030	27	Letters	3mm (1/8")
<b>391107</b>	LS-050	27	Letters	5mm (3/16")
<b>391110</b>	LS-060	27	Letters	6mm (1/4")



391103

391110

**WARNING:** Always wear safety goggles

## STRIKING TOOLS – PUNCHES & CHISELS



775507



775508



775509



775511

**NEW**



775513

**NEW**

- Powder coated shank protects against rust
- Edges accurately tempered to stay sharp
- Extra-thick Hexagonal shanks minimize roll away
- Working ends accurately ground and hardened to HRC 52-58 for maximum service
- Striking end hardened to HRC-42 maximum. Won't chip or mushroom
- Punches made of the highest grade carbon steel, accurately hardened and tempered preventing splintering and extending life
- Meets Canadian Government Specifications CDA39GP-43a
- **WARNING:** Always use punches and chisels on materials softer than the hardness of the punch itself

### PUNCH & CHISEL SETS

PROD. NO.	MOD. NO.	Pieces	Sizes	Type
775507	PC8-1S	8	1/2, 5/8, 3/4" 5/32" 3/16" 1/8, 3/16, 1/4"	Cold Chisel Centre Punch Solid Punch Pin Punch Terylene Pouch
775508	PC16-1S	16	5/16, 1/2, 5/8, 3/4, 7/8" 1/8, 5/32, 1/4" 1/8, 3/16, 1/4" 3/16, 1/4" 1/8, 3/16, 1/4"	Cold Chisel Centre Punch Solid Punch Drift Punch Pin Punch Terylene Pouch
775509	PP-6S	6	3/32, 1/8, 5/32" 3/16, 1/4, 5/16"	Pin Punch Terylene Pouch
775511	PC-14S	14	1/16, 1/8, 3/16" 1/8, 5/32" 1/8, 5/16" 3/8, 1/2, 5/8, 3/4, 7/8" 5/32, 1/4"	Pin Punch Drift Punch Solid Punch Cold Chisel Centre Punch Terylene Pouch
775513	PC-24S	24	1/16, 3/32, 1/8, 5/32", 3/16, 1/4, 5/16" } 1/16, 1/8, 5/32, 3/16, 1/4, 5/16" } 1/4, 5/16, 3/8, 1/2, } 5/8, 3/4, 7/8" } 5/64, 5/32, 1/4, ACP-2 Auto centre punch	Pin Punch Solid Punch Cold Chisel Centre Punch Terylene Pouch

**WARNING:** Always wear safety goggles



# STRIKING TOOLS - PUNCHES & CHISELS

## PUNCH & CHISEL SETS

PROD. NO.	MOD. NO.	Pieces	Sizes	Type
775526	RPP-6S	6	3/32, 1/8, 5/32, 3/16, 1/4, 5/16"	Roll Pin Punch Terylene Pouch
775531	CC-6S	6	1/4, 5/16, 3/8, 1/2, 5/8, 3/4"	Cold Chisel Terylene Pouch

**NEW**



775526

**NEW**



775526

## PUNCHES - OPEN STOCK

### PIN PUNCHES

- Ideal for driving out and removing already loosened pins and keys after initial movement by a solid or standing punch

PROD. NO.	MOD. NO.	Point	Shank	Length
775400	PP232	1/16"	1/4"	4" <b>NEW</b>
775401	PP332	3/32"	1/4"	4-1/4"
775402	PP432	1/8"	5/16"	4-3/4"
775403	PP532	5/32"	5/16"	5"
775404	PP632	3/16"	5/16"	5-1/4"
775405	PP832	1/4"	3/8"	5-3/4"
775406	PP1032	5/16"	7/16"	6"



### DRIFT (ALIGNING) PUNCHES

- Ideal for lining up holes in two or more pieces of metal and for drawing pins through various assembly's
- Often referred to as aligning punches. Pry or twist both into alignment and then tap gently to ensure perfect alignment

PROD. NO.	MOD. NO.	Point	Shank	Length
775411	AP216	1/8"	5/16"	8"
775410	AP532	5/32"	3/8"	9" <b>NEW</b>
775412	AP316	3/16"	5/16"	10"
775413	AP416	1/4"	3/8"	10"



### SOLID (STARTING) PUNCHES

- Solid (or starting) punches are used prior to using a pin punch and are useful for loosening frozen or tight pins and keys

PROD. NO.	MOD. NO.	Point	Shank	Length
775420	SP116	1/16"	3/8"	5" <b>NEW</b>
775421	SP216	1/8"	5/16"	5"
775425	SP532	5/32"	3/8"	5" <b>NEW</b>
775422	SP316	3/16"	3/8"	5"
775423	SP416	1/4"	1/2"	5"
775424	SP516	5/16"	1/2"	6" <b>NEW</b>



# STRIKING TOOLS – PUNCHES & CHISELS



## CENTRE PUNCHES

- Ideal for clearly marking metal in work layout and making indentations in a workpiece before drilling
- Working tips are centered and ground to a correct 90° included angle

PROD. NO.	MOD. NO.	Point	Shank	Length	
775440	CP416	5/64"	1/4"	3-1/2"	<b>NEW</b>
775441	CP516	1/8"	5/16"	4-1/2"	
775442	CP616	5/32"	5/16"	5-1/2"	
775443	CP816	1/4"	3/8"	6"	

## ROLL PIN PUNCHES

- Specifically designed for removing roll pins and spring pins
- Ball end keeps punch centred and allows maximum contact between pin and punch shoulder

**NEW**



PROD. NO.	MOD. NO.	Point	Shank	Length	
775452	RPP-332	3/32"	1/4"	3-1/2"	
775453	RPP-432	1/8"	1/4"	3-3/4"	
775454	RPP-532	5/32"	5/16"	4-1/2"	
775455	RPP-632	3/16"	5/16"	4-1/2"	
775456	RPP-832	1/4"	3/8"	5-1/2"	
775457	RPP-1032	5/16"	3/8"	6"	

## COLD CHISELS

- Designed for cutting, shaping or removing metals softer than the chisel itself such as wrought iron, unhardened steel, aluminum, brass and copper. Can also be used on some building materials



PROD. NO.	MOD. NO.	Cut	Shank	Length	
775430	CC416	1/4"	1/4"	5"	<b>NEW</b>
775431	CC516	5/16"	1/4"	5"	
775437	CC616	3/8"	5/16"	5-1/2"	<b>NEW</b>
775432	CC816	1/2"	7/16"	6"	
775433	CC1016	5/8"	1/2"	6-1/2"	
775434	CC1216	3/4"	5/8"	7"	
775435	CC1416	7/8"	5/8"	8"	
775436	CC1616	1"	3/4"	8-1/2"	


## CHISELS WITH GRIP

PROD. NO.	MOD. NO.	Length	Blade	
775461	CCG-110	10"	1"	
775462	CCG-112	12"	1"	

## AUTOMATIC CENTRE PUNCH

- Adjustable tension

PROD. NO.	MOD. NO.	Diameter	Length	
775592	ACP-2	1/2"	5"	



775462

**NEW**



775592

### POWERCLAW™ SUPER DUTY WRECKING BARS

- ◆ Superior quality alloy steels for maximum strength, life and safety
- ◆ Heavy duty extra thick profiled bar stock for even greater strength and durability
- ◆ Extra wide face and unique curve design provides greater leverage
- ◆ Electrostatic powder coating for corrosion resistance

*These tools take a beating on the job site and need to be made from the best materials possible. That's why JET™ manufactures all of our wrecking, pry, pinch and digging bars from superior quality alloy steel materials. Most competitive products are made with inferior quality carbon steel materials.*

*JET™ bars also feature several other unique and innovative designs. Our POWERCLAW™ wrecking bars come with an extra-wide face and a unique curve design to help get the job done faster, more efficiently and with less effort. Our notched wrecking bars come with nail puller notches on both ends for maximum versatility. Check out our hard working 72" digging bar and our 69" posthole digger. These are essential new tools for construction sites, agricultural applications, in fact anywhere holes need to be dug by hand, especially in hard pan situations.*

## CANADA'S PREMIER SUPER DUTY WRECKING BARS ARE DESIGNED TO WITHSTAND THE TOUGHEST APPLICATIONS

*JET™ also offers many other construction site tools including; tape measures, squares, levels, plumb bobs and a brand new heavy duty stapler line. Each of these items are professional quality and feature many innovative designs. Demand JET™ brand products for performance and safety.*

### HEAVY DUTY BOX LEVELS

- ◆ Made from extra thick aluminum stock extruded into a unique profile that offers tremendous strength and resistance to twisting
- ◆ Double layer rubber end caps (bumpers) offer superior shock absorption
- ◆ Precision milled on both surfaces for accuracy and superior tolerances
- ◆ Two cushioned ergonomic handles for comfort and convenience
- ◆ Magnetic V-Grooved base on both surfaces for use on round objects such as pipes
- ◆ 3 shatter resistant mono block acrylic vials
- ◆ Top read center vial provides up to 300° visibility

### HEAVY DUTY STAPLE/NAIL GUN

- ◆ Super strong die cast aluminum housing will not rust
- ◆ Ergonomic design allows maximum hand pressure without fatigue
- ◆ Bi-material handle for increased comfort and control
- ◆ Bottom loading design for fast refills and easy clearing of jammed staples
- ◆ A combination staple and nail gun in one
- ◆ Refill alert viewing window





**POWER CLAW™**



Extra wide face and unique curve design provides more leverage with less effort.



779203

**WRECKING BARS**

**POWERCLAW™ SUPER DUTY WRECKING BARS**

- Canada's premier super duty wrecking bars are designed for the toughest jobs
- Heavy duty extra thick profiled bar stock made of tough alloy steel rather than carbon steel for maximum strength and leverage – **Check and Compare!**
- Extra wide face and unique curve radius allows greater leverage with less operator effort
- Precision ground claws are sharper and stronger than competitive products
- Electrostatic powder coated for corrosion resistance

PROD. NO.	MOD. NO.	Length	Material
779201	JPWB-14	14"	Alloy
779203	JPWB-24	24"	Alloy
779205	JPWB-36	36"	Alloy
779256	JPWB-48	48"	Alloy

**POWERCLAW™ NOTCHED WRECKING BARS**

- Extra tight radius on curved end for increased leverage
- Nail puller notches on both ends for maximum versatility
- Smooth finished oval shaped shank for maximum comfort and pulling power

PROD. NO.	MOD. NO.	Length	Material
779252	JPNB-18	18"	Alloy
779253	JPNB-24	24"	Alloy
779255	JPNB-36	36"	Alloy



779252

Nail puller notches on both ends



779251

**POWERCLAW™ NOTCHED I-BEAM BAR**

- I-beam construction for maximum strength
- Flat heel allows insertion under narrow spaces
- Ideal for pulling nails, opening crates and light demolition work

PROD. NO.	MOD. NO.	Length	Material
779251	JPIB-18	18"	Alloy

**POWERCLAW™ SUPER DUTY PINCH BARS**

PROD. NO.	MOD. NO.	Length	Shank Size	Material
779211	JPPB-18	18"	3/4"	Alloy <b>NEW</b>
779212	JPPB-24	24"	3/4"	Alloy
779213	JPPB-30	30"	3/4"	Alloy
779214	JPPB-36	36"	3/4"	Alloy <b>NEW</b>
779215	JPPB-48	48"	1"	Alloy <b>NEW</b>
779216	JPPB-60	60"	1"	Alloy <b>NEW</b>



779212



779112



779113

**NAIL PULLERS**

PROD. NO.	MOD. NO.	Length	Material
779112	PB-15	15"	Alloy
779113	JPNP-11	11"	Alloy

# DIGGING & CROW BARS

## POWERCLAW™ SUPER DUTY CROW BAR

PROD. NO.	MOD. NO.	Length	Weight	Material
779218	JPCB-1860	60"	18 lbs	Alloy Steel



## POWERCLAW™ DIGGING BARS

- Pencil point and chisel point for breaking hard packed ground
- Heavy duty bar stock provides maximum leverage for moving rocks

PROD. NO.	MOD. NO.	Length	Shank	Weight	Material
779258	JPDB-1772	72"	1"	17 lbs	Alloy Steel



## POWERCLAW™ POST HOLE DIGGER

- Extra wide chisel point for faster digging
- Tamper head assists with packing and levelling bottom of post hole

PROD. NO.	MOD. NO.	Length	Shank	Weight	Material
779259	JPPD-1769	69"	1"	17 lbs	Alloy Steel



# BOLT / ROD CUTTERS

- JET bolt cutters are designed to cut soft and medium grade bolts, rods, rivets, bar and chain
- Maximum hardness of material to be cut: HRC 42
- Chrome Molybdenum steel blades – Check and Compare!
- Blades hardened to HRC 58 - 62

## BOLT CUTTERS

PROD. NO.	MOD. NO.	Length	Capacity	Replacement Head PROD NO.
731108	BC-8	8"	—	—
731112	BC-12	12"	3/16"	731162
731114	BC-14	14"	1/4"	731164
731118	BC-18	18"	5/16"	731168
731124	BC-24	24"	3/8"	731174
731130	BC-30	30"	1/2"	731180
731136	BC-36	36"	5/8"	731186
731142	BC-42	42"	3/4"	731192



731108



731114



731164



735403

## ROD CUTTER & BENDER

- A premium industrial quality rod cutter / bender for heavy duty construction applications
- Bends up to 180°

PROD. NO.	MOD. NO.	Length	Capacity
735403	RC-16	51"	5/8"
735453	RCH-16	Replacement Head	

# CONSTRUCTION MEASURING TOOLS

## PROFESSIONAL TAPE MEASURES

- Extra wide tape provides 8' standout
- High contrast blade for easy reading
- Integral rubber inserts provide maximum grip and protection
- Built in bumper cushions recoil impact
- Easy slide lock
- Dual S.A.E. and Metric scales (S.A.E. only on Contractor's model JTM-425S)
- 1/16" increments on S.A.E. scale
- Meets GS / TUV and CE standards
- Available individually carded or in display cases of 12 carded tapes



PROD. NO.	MOD. NO.	Length	Width	Scale
775921	JTM-416SM	16' / 5m	1"	S.A.E. / Metric
775928	JTM-425S	25'	1"	S.A.E.
775929	JTM-425SM	25' / 7.5m	1"	S.A.E. / Metric

## EXTRA LONG STEEL TAPE MEASURE

- Two sided tape features S.A.E. measurements on one side, Metric on the other
- 0 point inside ring
- Ergonomic case with sure grip
- Fast rewind provided by fold-away handle
- High contrast blade for easy reading
- Meets GS / TUV and CE standards



PROD. NO.	MOD. NO.	Length	Width	Scale
775936	JSTM-100SM	100' / 30m	3/8"	S.A.E. / Metric

## OPEN REEL FIBREGLASS TAPE MEASURE

- Two sided tape features S.A.E. measurements on one side, Metric on the other
- 0 point inside ring
- Ergonomic rubber grip handle for sure grip
- Fast rewind provided by fold-away handle
- PVC coating prevents rot, facilitates cleaning. Can be rewound when wet
- Tape can be removed and rewound to show either scale face up
- Meets GS / TUV and CE standards



PROD. NO.	MOD. NO.	Length	Width	Scale
775910	JFTM-165SM	165' / 50m	1/2"	S.A.E. / Metric



# CONSTRUCTION MEASURING TOOLS

## LAYOUT AND FRAMING SQUARES

- Lacquer coated steel squares resist rust
- Clear permanently etched graduations
- 1/8" increments on all edges
- Rafter square has brace scale and rafter table


PROD. NO.	MOD. NO.	Blade	Tongue	Scale
776055	JSCS-812	1-1/2 x 12"	1" x 8"	S.A.E.
776060	JSRS-1624	2" x 24"	1-1/2 x 16"	S.A.E.



## RAFTER ANGLE SQUARE

- Extra thick aluminum extrusion is stronger than brittle die casts. Will not rust
- Clear fine graduations for improved accuracy
- Measures hip, valley and common rafter angles
- Most versatile square – combines rafter and framing square, protractor, try square, mitre square and saw guide

PROD. NO.	MOD. NO.	Size	Scale
776061	JRAS-710	7" x 7" x 10"	S.A.E.



## COMBINATION SQUARE

- Die cast aluminum head for accuracy and durability
- Stainless steel blade with etched graduations
- S.A.E. scale on all edges allows marking on both sides of blade
- Convenient scratch awl
- Built in level for improved accuracy and versatility
- Meets GS / TUV and CE standards

PROD. NO.	MOD. NO.	Blade	Scale
776065	JCS-12	1" x 12"	S.A.E.



## T-BEVEL SQUARE

- Use to measure and transfer angles
- Steel blade with ABS handle
- S.A.E. and Metric graduations
- Built in level for improved accuracy and versatility
- Large knurled locking wheel will not jam
- Meets GS / TUV and CE standards

PROD. NO.	MOD. NO.	Blade	Scale
776070	JTB-8	2" x 8"	S.A.E. / Metric



# CONSTRUCTION MEASURING TOOLS



Top read centre vial



776001

## ALUMINUM BOX LEVELS

- Box beam construction with reinforcing ribs prevents twisting and bending under normal use
- 3 shatter resistant acrylic block vials read horizontal, plumb and 45°
- Top read centre vial for easy readability, provides 300° viewing
- Precision milled on both surfaces for maximum accuracy
- Oversized hand holes for sure grip
- Shock absorbing bevelled end caps
- Bright yellow finish for improved visibility
- Meets GS / TUV and CE standards

PROD. NO.	MOD. NO.	Length	Vials
776001	JBL-9924B	24"	3
776002	JBL-9948B	48"	3
776004	JBL-9972B	72"	3

V-grooved edge for pipe work



Magnetic V-grooved base

Double layer end cap for superior shock absorption

## HEAVY DUTY BOX LEVELS

- Extra thick aluminum stock extruded into a unique profile offers the ultimate in strength and resistance to twisting
- Double layer rubber and plastic end caps offer superior shock absorption
- Precision milled on both surfaces for maximum accuracy
- V-grooves on both surfaces for use on round objects such as pipe
- Hidden magnets in bottom surface hold level securely to metal objects
- 3 shatter resistant mono block acrylic vials (1 horizontal, 2 plumb)
- Top read centre vial provides 300° visibility
- Meets GS/TUV and CE standards

PROD. NO.	MOD. NO.	Length	Vials
776021	JPBL-24	24"	3
776022	JPBL-48	48"	3



## TORPEDO LEVEL

776006 JTL-9B

- 9" Aluminum frame for improved accuracy and durability
- Top read centre vial for easy readability, provides 300° viewing
- 3 vials read horizontal, plumb and 45°
- White frame around vials for improved readability
- V-groove on one side for easy use on round objects
- Magnetic strip holds level securely to metal objects
- Meets GS / TUV and CE standards

## LINE LEVEL

- Lightweight construction minimizes line sag
- Large open hooks prevent snagging
- 360° vial
- Measures level and 1/8" pitch
- V-groove base for use on round surfaces
- With pocket clip

PROD. NO.	MOD. NO.	Length	Vials
776011	JLL-01	3"	1



# CONSTRUCTION MEASURING TOOLS

## POST AND PIPE LEVEL

776016 JPL-01

- Measures two sides of post at once for fast easy setting of fence posts, deck supports etc.
- 3 vials measure plumb and level
- Attaches with any rubber band (not included) or to metal posts with magnetic strips

776016



## CHALK LINE SET

779161 JACL-100S

- Holds 100' of line
- Can be used as a plumb bob
- Includes 3" line level and 4 oz. chalk

779161



## REPLACEMENT CHALK

779162 JBPC-4

- 4 oz. fine blue layout chalk
- For use with any chalk line reel

779162



## BRASS PLUMB BOB

779171 JBPB-12

- 12 oz. solid machined brass
- Hardened steel replaceable tip
- Extra tip included
- Top unscrews for easy line centering

779171



# STAPLES

- Designed for use with JET staplers or any brand using Arrow® T-50 or JT-21 staples, 1000 staples per box
- Available in various lengths from 1/4" to 9/16"
- Available for standard duty and heavy duty applications


PRODUCT NO.	MODEL NO.	Description	With Models
849491	JS-1006HD	1/4" HD Staples	JSG-101HD, JSG-102HD, JHT101HD
849492	JS-1008HD	5/16" HD Staples	JSG-101HD, JSG-102HD, JHT101HD
849493	JS-1010HD	3/8" HD Staples	JSG-101HD, JSG-102HD, JHT101HD
849494	JS-1012HD	1/2" HD Staples	JSG-101HD, JSG-102HD
849495	JS-1014HD	9/16" HD Staples	JSG-101HD, JSG-102HD
849481	JS-1006	1/4" Staples	JSG-103, JHT-102
849482	JS-1008	5/16" Staples	JSG-103

See page 100 for heavy duty staplers



**NEW**





**849403**

**NEW**

## STAPLE GUNS

- Durable all steel construction
- Nickel plated finish resist corrosion
- Low staple viewing window
- Handle lock allows compact storage

### STANDARD DUTY STAPLE GUN

**849403** JSG-103

- Durable all steel construction for professional use
- Nickel plate finish resists corrosion
- Exclusive swing-away channel for easy clearing of jammed staples
- Perfect for light to medium duty applications
- Uses 1/4" – 5/16" Standard Duty JET staples or equivalents
- Unique lock allows compact storage



**849411**

**NEW**

### HEAVY DUTY STAPLE GUN

**849411** JSG-101HD

- Durable all steel construction for professional use
- Nickel plate finish resists corrosion
- Comfortable PVC hand grip
- For upholstery, fencing, carpeting, ceiling tile, insulation and many other uses
- Uses 1/4" – 9/16" Heavy Duty JET staples or equivalents

Bi-material hand grip



**849412**

**NEW**

## STAPLE AND NAIL GUN

### HEAVY DUTY STAPLE & NAIL GUN

**849412** JSG-102HD

- Die cast aluminum alloy housing will not rust
- Ergonomic design allows application of maximum pressure without fatigue
- Bi-material hand grip for increased comfort
- Bottom loading design for fast refills and easy clearing of jammed staples
- Low staple viewing window
- Uses 1/4" – 9/16" Heavy Duty JET staples or equivalents and 18 gauge brad nails
- For upholstery, fencing, carpeting, ceiling tile, insulation and many other uses
- Unique lock allows compact storage

Die-cast aluminum alloy housing

Combination staple and nail gun

## HAMMER TACKERS



**849407**

- Durable all steel construction
- Nickel plate finish resists corrosion
- Comfortable rubber handle for maximum grip

### STANDARD DUTY HAMMER TACKER

**849407** JHT-102

- Perfect for light to medium applications
- Uses 1/4" – 5/16" JET Staples or equivalent

**NEW**



**849416**

### HEAVY DUTY HAMMER TACKER

**849416** JHT-101HD

- Ideal for carpet and underlay, roofing felt, plastic sheeting etc.
- 32 oz total weight provides maximum hitting power
- Durable all steel construction for professional use
- Comfortable rubber handle for maximum grip
- Rear loading magazine
- Uses 1/4" – 3/8" Heavy Duty JET staples or equivalents

See page 99 for heavy duty staplers

**ELECTRONIC LCD DIGITAL CALIPERS**

- ◆ Precision machined and ground slide channels ensure maximum accuracy and smoothest sliding action
- ◆ Superior quality hardened stainless steel construction
- ◆ Super large LCD screen for fast and accurate readings
- ◆ Precision ground measuring surfaces
- ◆ Accurate up to 0.0005" or 0.01mm resolution



**FRACTIONAL LCD DIGITAL CALIPERS - IP54 RATED**

- ◆ Same superior quality components as our standard caliper
- ◆ LCD display measures S.A.E., Metric and fractional sizes!
- ◆ IP54 rated allowing moisture and splash resistance



*As with so many things today, some products look the same from the outside, but when you look closely at the details, there is a difference. Take for instance our electronic digital calipers. Closer manufacturing tolerances of the professional quality stainless steel slide channels ensure a non-binding, smooth acting slide movement when opening and closing the tool. This also ensures the most accurate readings and maximizes the tool life. As an added feature, our standard digital caliper comes with an extra large LCD screen for easier reading and less mistakes. Our range includes three styles; standard, IP54 rated (for moisture and splash protection) and IP65 rated calipers for the machinist, (can be submerged in up to 1 meter of coolant). Take a look at our three way digital caliper which reads Metric, S.A.E. and fractional formats!*

**OUR PRECISION MEASURING TOOL PROGRAM HAS BEEN DEVELOPED WITH THE PROFESSIONAL IN MIND**

*In addition we carry a full range of precision automotive specialty calipers for automobile brake rotors as well as extra long calipers for measuring heavy-duty truck brake drums. Included in our offering are mechanical and digital outside, depth and disc brake micrometers, dial and digital indicators, stands, bore gauges and much more. If you are looking for premium measuring tools, give JET™ a try, we guarantee your satisfaction.*

**ELECTRONIC LCD DIGITAL OUTSIDE MICROMETER**

- ◆ Extra large LCD screen for fast and accurate readings
- ◆ Precision machined carbide tipped measuring face for accuracy and longest life
- ◆ IP54 moisture resistant rated LCD control panel
- ◆ Precision friction thimble for one-hand operation




**ELECTRONIC LCD DIGITAL DRUM GAUGE**

- ◆ Precision, time saving measuring tool that allows you to measure brake wear without taking the truck wheels off!




# PRECISION MEASURING TOOLS




## ELECTRONIC LCD DIGITAL CALIPERS

- Four measurements – inside, outside, depth, step
- Extra large LCD screen is easier to read – **Check and Compare!**
- Professional quality hardened stainless steel construction
- Precision ground measuring surfaces
- Four button control panel:
  - power on/off switch (ON/OFF)
  - zero setting at any position (SET)
  - data hold function (HOLD)
  - instant S.A.E. / Metric conversion (MM/IN)
- With data output interface
- Fine adjustment thumb wheel
- 0.0005"/0.01 mm resolution
- Available in 6"/150 mm, 8"/200 mm and 12"/300mm lengths
- Comes with high impact custom plastic storage case



## ELECTRONIC LCD DIGITAL CALIPER IP65 RATED

- IP65 coolant protection - ideal for machine shop use
- Can be submerged up to 1 metre
- Absolute and relative measurement functions
- Four measurements - inside, outside, depth, step
- Easily converts measurements with the touch of a button
- Professional quality hardened stainless steel construction
- Precision ground measuring faces
- Auto power off
- With data output
- 0.0005" / 0.01mm resolution
- Available in 6" / 150mm



## FRACTIONAL LCD DIGITAL CALIPER IP54 RATED

- Four measurements - inside, outside, depth, step
- Unique LCD can display measurements in Metric, S.A.E. and fractional formats – **Check and Compare!**
- Easily converts measurements with the touch of a button
- IP54 moisture / splash protection
- Professional quality hardened stainless steel construction
- Precision ground measuring faces
- Auto power off
- With data output
- 0.0005" / 1/64" / 0.01mm resolution
- Available in 6" / 150mm



LCD displays measurements in Metric, S.A.E. and fractional formats – **Check and Compare!**


PROD. NO.	MOD. NO.	Type	Range	Graduations
310131	JEDC-6	Electronic	0 - 6"/150mm	0.0005"/0.01mm
310132	JEDC-8	Electronic	0 - 8"/200mm	0.0005"/0.01mm
310136	JEDC-12	Electronic	0 - 12"/300mm	0.0005"/0.01mm
310133	JEDC-6F	Electronic	0 - 6"/150mm	0.0005"/1/64"/0.01mm
310134	JEDC-665	Electronic	0 - 6"/150mm	0.0005"/0.01mm




# PRECISION MEASURING TOOLS

## DIAL CALIPERS

- Professional quality hardened stainless steel construction
- Four measurements – inside, outside, depth, step
- Precision ground measuring surfaces and slide channels
- Easy to read white face dial – shockproof and dust proof
- Satin chrome finish
- 0.001" graduations on S.A.E. only models
- 0.001" / 0.02 mm graduations on S.A.E. / Metric model
- Fine adjustment thumb wheel
- Screw lock mechanism
- S.A.E. models available in 6", 8", and 12"
- S.A.E. / Metric model available in 6" / 150 mm
- Comes with high impact custom plastic storage case



310102




310103

Model JDC-6C features dual S.A.E. / Metric scale

## PRECISION VERNIER CALIPERS

- Professional quality hardened stainless steel construction
- Four measurements – inside, outside, depth, step
- S.A.E. scale
- Permanent abrasion resistant graduations
- Satin chrome finish
- Fine adjustment thumb wheel
- Screw lock mechanism
- 0.001" graduations
- Available in 6" or 8"



310122

Superior designed slide channel ensures greater accuracy and longer life – Check and Compare!

PROD. NO.	MOD. NO.	Type	Range	Graduations	Range Per Graduations
310102	JDC-6	Dial	0 - 6"	0.001"	0.100"
310104	JDC-8	Dial	0 - 8"	0.001"	0.100"
310105	JDC-12	Dial	0 - 12"	0.001"	0.100"
310103	JDC-6C	Dial (Dual)	0 - 6"/150mm	0.001"/0.02mm	0.100"/2mm
310122	JVC-6C	Vernier	0 - 6"	0.001"	–
310123	JVC-8C	Vernier	0 - 8"	0.001"	–




Photo courtesy Bill Jeffrey and Speedzone Magazine

# PRECISION MEASURING TOOLS

## ELECTRONIC LCD DIGITAL INDICATOR



**310501**

- Large LCD display for easy reading
- Stainless steel rack and contact points
- 3 button control panel:
  - zero setting at any position
  - instant inch / metric conversion
  - data hold / max-min tracking / fast display
- With data output interface
- Automatic power off
- Range 0 - 1" / 25 mm
- 0.0005" / 0.01 mm resolution



**310502**

## DIAL INDICATOR

- Knurled bezel rotates 360°
- Stainless steel rack and contact points
- Includes revolution counter
- Back lug of indicator can be swiveled 90° for easy clamping
- Easy to read white face dial
- Range 0 – 1", graduation 0.001"
- Range per revolution 0.1"



**310503**

## DIAL TEST INDICATOR

- Performs easy and accurate measurement of narrow and recessed areas, plus inside and outside diameters that traditional dial indicators cannot access
- Large easy to read face
- No clutch structure for automatic reversal of measuring direction
- High sensitivity and quick response action
- Carbide contact point
- Range 0 – 0.03" graduation 0.0005"
- Fully jeweled movement
- Includes 5/32" and 3/8" mounting shanks
- Comes with high impact custom plastic storage case

PROD. NO.	MOD. NO.	Type	Range	Resolutions / Graduations
<b>310501</b>	JEDI-1	Digital	0 - 1"/25mm	0.0005"/0.01mm
<b>310502</b>	JDI-1	Dial	0 - 1"	0.001"
<b>310503</b>	JTI-03	Test	0 - 0.03"	0.0005"

## PRECISION MEASURING TOOLS

### MAGNETIC BASE (with fine adjustment)

**310902** JMB-1

- Rod and swivel
- On / Off switch to release magnet
- Powerful magnet holds base firmly to metal host
- 3 dimensional central locking mechanism
- Complete with fine adjustment
- Can be used with most makes of dial indicators
- Includes base, rods and swivel clamps



### FLEXIBLE MAGNETIC BASE

**310903** JFMB-12

- On / Off switch to release magnet
- Powerful magnet holds base firmly to metal host
- 12" flexible arm holds dial indicator firmly in any position
- Stem flexes almost 360°



### QUICK SET MAGNETIC BASE

**310905** JMB-2

- Quick set
- On / Off switch
- Powerful 60kg magnetic force
- Fine adjustment screw controls all 3 joints for fast set up



### MAGNETIC BACK FOR DIAL INDICATORS

**310904** JDIMB-1

- Magnetic back
- 57 mm diameter fits most dial indicators
- Easy and convenient to use
- A quick and efficient method to hold dial indicators





# PRECISION MEASURING TOOLS

## ELECTRONIC LCD DIGITAL OUTSIDE MICROMETER

- Large LCD display for easy reading
- Precision machined carbide tipped measuring face
- Satin chrome finish – professional quality construction
- Precision friction thimble for one hand operation
- Five button control panel:
  - power on/off switch (ON/OFF)
  - zero setting at any position (SET)
  - instant S.A.E. / Metric conversion (MM/IN)
  - clock mode / data output
  - Absolute / incremental measurement (ABS/INC)
- IP54 moisture resistant construction
- 0.00005" / 0.001 mm resolutions
- Comes with high impact custom plastic storage case



310206

## OUTSIDE MICROMETERS

- Precision machined carbide tipped measuring face
- Precision ground and hardened one piece spindle
- Satin chrome finish – professional quality construction
- Easy to read graduations
- Ratcheting friction stop provides uniform pressure
- Convenient spindle lock holds spindle securely when transferring measurements
- 0.0001" graduations
- Standards included on both 2" and 3" models
- Available in 0 – 1", 1" – 2", and 2" – 3" models
- Smooth turning action
- Comes with high impact custom plastic storage case
- Professional quality



310212

## 3 PC OUTSIDE MICROMETER SET

- Contains 1 each of our 0 - 1", 1" - 2", and 2" - 3" outside micrometers in a convenient custom made high impact plastic case
- Includes standards for both 1" - 2" and 2" - 3" models
- Same quality features as above



310210

PROD. NO.	MOD. NO.	Type	Range	Resolution / Graduations
310210	JOM-3S	3 PC Set*	0 - 3"	0.0001"

\*Includes JOM-1, JOM-2, JOM-3

## OUTSIDE MICROMETERS – OPEN STOCK

PROD. NO.	MOD. NO.	Type	Range	Resolution / Graduations
310206	JEOM-1	Digital	0 – 1"/25mm	0.00005" / 0.001mm
310211	JOM-1	Mechanical	0 - 1"	0.0001"
310212	JOM-2	Mechanical	1 - 2"	0.0001"
310213	JOM-3	Mechanical	2 - 3"	0.0001"

# PRECISION MEASURING TOOLS

## DIGITAL DEPTH MICROMETER (0 – 6")

- Large LCD displays for easy reading
- Satin chrome finish – professional quality construction
- Interchangeable extension rods feature precision lapped ends
- Ratcheting friction stop provides uniform pressure
- 4" precision ground hardened base
- Five button control panel:
  - power on / off switch (ON/OFF)
  - zero setting at any position (SET)
  - instant S.A.E. / Metric conversion (MM/IN)
  - clock mode / data output
  - absolute / incremental measurement (ABS/INC)
- IP54 moisture resistant construction
- 0.00005 / 0.001 mm resolutions
- Comes with high impact custom plastic storage case



310221

## DEPTH MICROMETER (0 – 6")

- Satin chrome finish – professional quality construction
- Interchangeable extension rods feature precision lapped ends
- Ratcheting friction stop provides uniform pressure
- 4" precision ground hardened base
- 0.001 graduations
- Comes with high impact custom plastic storage case



310223

PROD. NO.	MOD. NO.	Type	Range	Resolutions / Graduations	Base Width
310221	JDDM-6	Digital	0 - 6"/150mm	0.00005" / 0.001mm	4"
310223	JDM-6	Mechanical	0 - 6"	0.001"	4"

## DIAL BORE (CYLINDER) GAUGE

- Used to measure the internal dimensions of work pieces such as cylinders, piping, tubing, etc.
- Allows cylinder wear measurements without removing pistons
- Unique guiding device that facilitates self centering
- Interchangeable extension anvils allow unit to measure a wide range of dimensions: S.A.E. 2" - 6"
- Extremely accurate
- Measures bores up to 6" deep
- Easy to read white face dial
- Comes with high impact custom plastic storage case



310511

PROD. NO.	MOD. NO.	Measuring Range	Depth Range	Number of Anvils	Graduations
310511	JBG-6	2" - 6"	6"	11	0.0005"



310601

## PRECISION MEASURING TOOLS

### DISC BRAKE (ROTOR) MICROMETER

- Extra deep (3-1/2") I-Beam frame allows access to all critical areas of disc brake rotor
- Pointed anvil measures score depth
- 0.300" - 1.30" range
- 0.0001 graduation
- Easy to read graduations
- Convenient spindle lock
- Ratcheting friction stop provides uniform pressure
- A must for all brake technicians



310602

### ELECTRONIC DISC BRAKE (ROTOR) GAUGE

- The ideal way to measure disc brake rotor thickness
- Both anvils are pointed to measure score depths
- Four button control panel:
  - power on / off switch (ON/OFF)
  - zero setting at any position (SET)
  - instant S.A.E. / Metric conversion (MM/IN)
  - data hold function (HOLD)
- With data output interface
- 0.0005" / 0.01 mm resolution
- Comes with custom plastic case



310603

### ELECTRONIC ROTOR GAUGE (wheel stays on)

- For measuring disc brake rotor thickness without taking off the wheels
- All other features same as electronic rotor gauge above
- 0 - 100 mm range
- Comes with custom plastic case



310604 Measures up to 20" (500mm)

### ELECTRONIC LCD DIGITAL DRUM GAUGE

- The ideal method to measure wear on brake drums
- 0 - 20" (500 mm) range
- Four button control panel:
  - power on / off switch (ON/OFF)
  - zero setting at any position (SET)
  - instant S.A.E. / Metric conversion (MM/IN)
  - data hold / max-min tracking / fast display
- With data output interface
- 0.0005" / 0.01 mm resolution
- Comes with custom wood case



310605 Measures up to 17" (430mm)

### ELECTRONIC LCD DIGITAL DRUM GAUGE (wheel stays on)

- For measuring wear on brake drums without taking the wheels off
- Four button control panel:
  - power on / off switch (ON/OFF)
  - zero setting at any position (SET)
  - instant S.A.E. / Metric conversion (MM/IN)
  - data hold
- 0.0005" / 0.01 mm resolution
- 0 - 17", 0 - 430 mm range
- Comes with custom wood case

PROD. NO.	MOD. NO.	Type	Range	Resolutions / Graduations
310601	JRM-1	Rotor Micrometer	0.3" - 1.3"	0.0001
310602	JERG-1	Digital Rotor Gauge	0 - 5" / 0 - 125 mm	0.0005" / 0.01 mm
310603	JERG-1WO	Digital Rotor Gauge	0 - 4" / 0 - 100 mm (wheel on)	0.0005" / 0.01 mm
310604	JEDG-1	Digital Drum Gauge	0 - 20" / 0 - 500 mm	0.0005" / 0.01 mm
310605	JEDG-1WO	Digital Drum Gauge	0 - 17" / 0 - 430 mm (wheel on)	0.0005" / 0.01 mm





### NON-CONTACT INFRARED THERMOMETERS

- ◆ Super comfortable handle design
- ◆ Exceptional 12:1 field of view for more precise and accurate readings
- ◆ Accurately measures -50°C to 750°C
- ◆ Resolution reading of 0.1°C up to 200°C and 1°C over 200°C

*Like our precision measuring tools, JET™ electronic measuring tools are designed for the professional user. If you are in the trades and are looking for quality infrared thermometers, multi-meters, clamp meters or voltage testers, JET™ has the right product for you.*

*Our infrared thermometers are extremely popular and have been designed for daily use in thousands of applications. The past several years have seen a huge increase in demand for these multi-use tools as the price has become more affordable without a compromise in quality. Ideal for automotive and heavy duty mechanics, plant maintenance departments, food and beverage industries, HVAC technicians, pool maintenance operations and many more applications.*

*JET™ multi-meters and clamp meters are designed to meet all industry safety standards*

**IF YOU ARE IN THE TRADES, WE HAVE THE QUALITY AND PERFORMANCE YOU NEED TO GET THE JOB DONE RIGHT!**



### AUTO RANGING DIGITAL MULTIMETER

- ◆ A professional quality auto ranging digital multimeter
- ◆ Automatically sets correct range when test function is selected
- ◆ Mechanical feature prevents incorrect connection of test leads
- ◆ Data hold function
- ◆ Extra large LCD screen for fast and accurate readings

### AUTOMOTIVE MULTIMETER

- ◆ A professional multimeter that features a full range of automotive testing fields
- ◆ Extra large LCD screen for fast and accurate readings
- ◆ Overload protection and automatic shut-off features
- ◆ Data hold function included



# ELECTRONIC MEASURING TOOLS

## NON-CONTACT INFRARED THERMOMETERS

- Allows accurate measurement of temperature without contact
- Gives instant readouts in real time
- Ideal for use in inaccessible areas and where moving parts or high heat make contact measurement dangerous
- Thousands of uses including automotive applications, food and beverage industries, chemical industries, cement plants, road building, HVAC, pool maintenance, etc.



310016

310018

PROD. NO.	310016	310018
MOD. NO.	JIRT-450	JIRT-750
<b>Display</b>	3-1/2 digit (1999 count) LCD with back lighting	3-1/2 digit (1999 count) LCD with backlighting
<b>Measuring range</b>	-20°C to 450°C / -4°F to 842°F	-50°C to 750°C / -58°F to 1382°F
<b>Resolution</b>	1°C / °F	0.1°C / °F up to 200°C / °F 1°C / °F over 200°C / °F
<b>Accuracy</b>	+/- 2°C or 2% of reading	+/- 2°C or 1.5% of reading
<b>Operating temperature</b>	0°C to 50°C / 32°F to 122°F	0°C to 50°C / 32°F to 122°F
<b>Response time</b>	1 sec app.	1 sec app.
<b>Field of view (distance : spot size)</b>	8:1	12:1
<b>Spectral response</b>	6 – 14µm	8 – 14µm
<b>Emissivity</b>	0.95 fixed	0.95 fixed
<b>Relative humidity (operating)</b>	Max. 80%	10% – 90%
<b>Over range indication</b>	LCD will show "OVER" and meter will beep	LCD will show "1"
<b>Power Off</b>	Automatic shut-off after 7 sec.	Automatic shut-off after 7 sec.
<b>Power supply</b>	9V battery	9V battery
<b>Weight</b>	180 gram	290 gram
<b>Size</b>	159 x 79 x 57.2 mm	100 x 56 x 230 mm

## AUTOMOTIVE MULTIMETER

- Full-range - performs complete tune-up and troubleshooting tests on all vehicles
- Includes tests such as tach and dwell, test fuel injectors, sensors, alternators, spark plug wires, ignition and charging systems, battery condition and cranking voltage
- Easy-to-read digital LCD • Data hold function • Computer safe

### Features:

- 10M Input Impedance
- Low battery indicator
- Auto reverse polarity
- Fuse protection
- Auto zero adjust
- 9-Volt power
- Over range Indication
- Auto power off
- Overload protection
- 9V Battery

PROD. NO.	Accessories
<b>H3630</b>	Colour-coded test leads, inductive spark pickup clamp, temperature probe, detailed manual, holster
<b>FUNCTIONS</b>	<b>MEASURING RANGE</b>
<b>DC Volts</b>	200m-2-20-200-1000V
<b>AC Volts</b>	200-750V
<b>DC Amps</b>	20m-200m-10A
<b>Ohms</b>	200-2k-20k-200k
<b>Freq.</b>	20kHz
<b>Dwell</b>	3-4-5-6-8CYL
<b>Tachometer</b>	3-4-5-6-8CYL (X10rpm)
<b>Temperature</b>	-40°C/-40°F 1400°C/2552°F
<b>Diode Check</b>	3V/1mA
<b>Continuity</b>	Audible Beep
<b>Transistor hFE</b>	Vce≈3v, Ib≈10µA



H3630

# ELECTRONIC MEASURING TOOLS

## DIGITAL MULTIMETERS

- Versatile meters for a wide range of electrical tests
- Can be used with clamp on adaptor for expanded versatility
- Features auto shut-off, large LCD display, low battery indicator, overload protection
- TPR shroud protects meter
- Includes test leads, K-type thermo-coupler and 9V battery

## DIGITAL MULTIMETER

- Designed to safety standard IEC-1010; CAT II 600V

PROD. NO.	MOD. NO.	Application
310006	JDMM-200	AC/DC current, AC/DC voltage, resistance, capacitance, frequency, temperature, diode check, transistor Hfe



310006

## AUTO RANGING DIGITAL MULTIMETER

- Automatically sets correct range when test function is selected
- Mechanically prevents incorrect connection of test leads
- Data hold function
- Designed to safety standard EN61010-1; CAT II 600V

PROD. NO.	MOD. NO.	Application
310008	JDMM-300	AC/DC current, AC/DC voltage, resistance, capacitance, frequency, temperature, diode check, duty cycle, continuity check

PROD. NO.	310006	310008
MOD. NO.	JDMM-200	JDMM-300
<b>AC Current</b>	20u-20m-200m-20A	400u-4000u-40m-400m-4A-20A
<b>DC Current</b>	20m-200m-20A	400u-4000u-40m-400m-4A-20A
<b>AC Voltage</b>	20-200-750V	400mV-4V-40V-400V-750V
<b>DC Voltage</b>	200m-2-20-200-1000V	400mV-4V-40V-400V-1000V
<b>Resistance</b>	200-2k-20k-200k-2M-20M-200 Mohms	200-4k-40k-400k-4Mohms-40 Mohms
<b>Capacitance</b>	2n-20n-200n-2u-20uF	40nF-400nF-4uF-40uF-100uF
<b>Frequency</b>	2k-20kHz	9.999Hz – 9.999MHz
<b>Temperature</b>	-40°C – 1000°C	-20°C – 760°C
<b>Diode Check</b>	2.8V/1mA	Test current of 0.3mA, open circuit voltage of 1.5V
<b>hFE</b>	Vce ~3V; 1b ~ 10Ua	
<b>Continuity Check</b>		Threshold 300hms, continuity beeper 2.7 kHz
<b>Duty Cycle</b>		0.1% - 99.9%



310008





310021

## ELECTRONIC MEASURING TOOLS

### DIGITAL CLAMP METERS

- Features large LCD display, low battery indicator, data hold function

#### DIGITAL CLAMP METER

- Compact size fits perfectly in your hand and into restricted spaces
- Very small to large current measurement range
- 1mA high resolution
- Auto shut off saves battery
- Designed to safety standard IEC 61010-2-032; CAT III 600V
- Includes zipper case, test leads and 2 AAA batteries

PROD. NO. MOD. NO. Application

310021	JDCM-1	AC/DC current, AC/DC voltage, resistance, frequency, diode check, duty cycle, continuity check
--------	--------	------------------------------------------------------------------------------------------------

#### DIGITAL CLAMP METER

- Designed to safety standard IEC - 1010; CAT II 600V
- Includes zipper case, test leads and 9 volt battery

PROD. NO. MOD. NO. Application

310022	JDCM-2	AC/DC current, AC/DC voltage, resistance, frequency
--------	--------	-----------------------------------------------------



310022

PROD. NO. MOD. NO. Application

	310021 JDCM-1	310022 JDCM-2
<b>AC Current</b>	4A – 200A	200A - 1000A
<b>DC Current</b>	4A – 200A	200A - 1000A
<b>AC Voltage</b>	400mV - 600V	750V
<b>DC Voltage</b>	400mV - 600V	1000V
<b>Resistance</b>	400 Ohms - 40 MOhms	200 kOhms
<b>Frequency</b>	5Hz - 10MHz	2kHz
<b>Diode Check</b>	Test current of 0.3mA, open circuit voltage of 1.5V	
<b>Duty Cycle</b>	5% - 99.9%	
<b>Continuity Check</b>	Threshold 50 Ohms, continuity beeper 1.7 kHz	

#### OPEN JAW CLAMP METER

- Open jaw design permits fast accurate readings of AC current
- Dual LCD displays allow simultaneous reading of AC amps and other information
- Separate data hold buttons for each display
- Auto-ranging feature sets correct range when test function selected
- Relative 0 button for comparative tests
- Positive test lead can be mounted to unit for easier use
- Auto power-off saves battery life
- Designed to safety standard CATIII 600V

PROD. NO. MOD. NO.

310023	JDCM-3
<b>AC Current</b>	200A
<b>AC Voltage</b>	600V
<b>DC Voltage</b>	600V
<b>Resistance</b>	40 MOhms
<b>Capacitance</b>	200µF
<b>Frequency</b>	9,999 MHz
<b>Duty Cycle</b>	0.1% - 99.9%
<b>Diode Test</b>	0.3mA
<b>Continuity</b>	Threshold 30 Ohms, continuity beeper 2.7 kHz



310023

# ELECTRONIC MEASURING TOOLS

## CLAMP ON ADAPTOR

- Compatible with multimeters, oscilloscopes, or other voltage measuring devices
- Provides expanded versatility
- Designed to safety standard EN61010-1; CAT II 600V
- Auto shut off
- Low battery indicator
- Includes zipper case, test leads and 9 V battery
- Not for use with Model H3630 multimeter



310091

PROD. NO.	MOD. NO.	AC/DC Current
310091	JCMA-1	40A, output 10mV/A 400A, output 1mV/A

## VOLTAGE / CONTINUITY TESTER

310031 JVCT-690

- LED lights indicate voltage without need for display screen
- Includes LED flashlight for illuminating work area
- Voltage detection function operates even without a battery
- Low impedance selector buttons for accurate low-voltage reading
- IP64 moisture protection
- Soft ergonomic grip
- Designed to safety standard CATIII 1000V / CAT IV 600V

<b>AC/DC Voltage</b>	12, 24, 36, 50, 120, 230, 400, 690V
<b>Polarity Detection</b>	Yes
<b>Single Pole Phase Test</b>	Yes
<b>Continuity Test</b>	Yes
<b>Rotary Field Indication</b>	Yes



310031

## VOLTAGE DETECTOR

310041 JVD-600

- Non-contact detection of AC voltage from 100V to 600V
- Suitable for testing outlets or against cable insulation
- Flashing red LED and audible beep indicate voltage
- Built in LED flashlight and pocket clip
- Designed to safety standard CATIII 1000V



310041

## STRONGARM FLASHLIGHTS

# STRONGARM™



### LED FLASHLIGHTS

- Machined aluminum cases anodized inside and out for maximum resistance to corrosion
- O-ring seals prevent water from entering – non-submersible
- Industrial quality rubber sealed switches
- Strongarm LED flashlights are designed to provide a bright view, combined with maximum battery life
- LEDs use less power, burn cool, and last up to 80,000 hours
- Ideal for lighting work areas and short distances

### 6 LEDs 7" LONG FLASHLIGHT

**849804** JLFL-106

- Uses 2 AA batteries – included
- Only 7" long
- Ideal for tool belts
- Complete with tool pouch



### 16 LEDs 10-1/4" LONG FLASHLIGHT

**849806** JLFL-116

- Uses 3 C batteries – not included
- 10-1/4" long
- Ideal for tool boxes, glove compartments and many other applications



### 30 LEDs 12-1/2" LONG FLASHLIGHT

**849807** JLFL-130

- Uses 3 D batteries – not included
- 12-1/2" long
- Ideal for maintenance crews, truckers, emergency personnel and many other applications

JET also carries magnetic pick-up tools with built-in LED lights for automotive applications. Please consult our Specialty Automotive Tools catalogue or visit our website at [www.jetequipment.com](http://www.jetequipment.com)



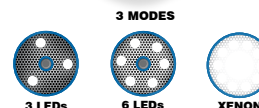


# STRONGARM FLASHLIGHTS

## XENON / LED FLASHLIGHTS

- Machined aluminum cases are anodized inside and out for corrosion resistance
- Handles and heads knurled for maximum grip
- Virtually shatterproof poly carbonate lenses
- Sealed, industrial quality switches
- O-rings at the head cap, lens and tail cap to keep moisture out
- Super bright white LEDs provide maximum long lasting light
- High intensity discharge Xenon bulb provides excellent long distance lighting
- Patented technology allows user to change from LED to Xenon light without removing bulb – Just press the switch to cycle between full LED, half LED or Xenon bulbs

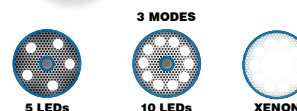
# STRONGARM™



## 6 LEDs / XENON 5-1/2" LONG FLASHLIGHT

**849814** JLXL-106

- Uses 3 AAA batteries – included
- Only 5-1/2" long
- Change from 3 to 6 LEDs or Xenon bulb with one convenient switch
- Convenient hand strap
- Spare Xenon bulb part number: 849891



## 10 LEDs / XENON 10-1/4" LONG FLASHLIGHT


**849815** JLXL-110

- Uses 2 D batteries – not included
- 10-1/4" long
- Change from 5 to 10 LEDs or Xenon bulb with one convenient switch
- Convenient hand strap
- Spare Xenon bulb part number: 849892

## 4 LED HEAVY DUTY 33" FLEX LIGHT

**849809** JLFL-104

- Super bright white LEDs provide maximum long lasting light
- Highly flexible shaft puts the light right where you need it
- LED lights run cooler, maximize battery life, and last up to 50,000 hours
- 33" long
- Uses 3 AA batteries – not included





**JLED SERIES  
EXTRA HEAVY DUTY L-CLAMPS**

- ◆ All L-clamps are carefully heat treated to exacting standards for maximum strength and clamping power
- ◆ Tempered, drop forged sliding arm
- ◆ Super heavy duty swivel pad takes maximum clamping pressure



Nickel Chrome plated industrial rails are heat formed from cold drawn profiled steel

**Expanded Lines!** This year **JET™** has completely revamped its professional clamping and vise categories. We have added almost 50 new clamps including three complete new series of heavy duty L-clamps, a full line of deep throat C-clamps, industrial duty woodworking F-clamps, quick clamps and many more. These clamps are designed to meet the toughest applications and bring you the best performance possible.

Also, **JET™** has expanded our vise line by adding a super duty, heavy cast fixed base vise to meet most demanding field applications. This compliments our very popular, heavy duty swivel base and multi-purpose vises – an industry standard for many years.

Included in this section is our wide range of gear & specialty pullers and bearing separators. **JET™** significantly expanded this category two years ago and today we have a professional, time saving tool for almost any job.

**NEED SUPERIOR HOLDING, CLAMPING & PULLING STRENGTH?  
CHECK US OUT, WE HAVE THE RIGHT TOOL FOR YOU!**



**HEAVY DUTY  
WOODWORKING QUICK CLAMPS**

- ◆ Body and jaw constructed of specialty reinforced nylon for maximum strength
- ◆ Robust design develops and holds tremendous clamping pressure  
**Check and Compare!**
- ◆ Heavy duty I-beam rail resists bowing and flexing under load
- ◆ Patented release lever concealed in handle prevents accidental release of clamp
- ◆ Quickly changes to a spreader by removing and reversing fixed jaw

**JHDV SERIES  
SUPER-DUTY VISE**

- ◆ New super duty, heavy weight cast vise
- ◆ Solid base for heaviest applications
- ◆ Precision machined hardened steel jaws
- ◆ Acme threaded screw develops tremendous clamping force



**HEAVY DUTY  
WOODWORKING  
F-CLAMPS**

- ◆ Heavy duty industrial quality I-beam rail resists bowing and flexing
- ◆ Industrial cast sliding arm and head stock for maximum strength
- ◆ Double serrated rail ensures sliding arm remains solid under load
- ◆ Super comfortable dual material handle grip allows easy application of maximum torque
- ◆ Sliding arm features passive lock system for fastest set ups and changes
- ◆ 35% more throat depth than clutch lock clamps
- ◆ Back side of head stock is flat, allowing clamp to stand horizontally on workbench

# CLAMPS

## HEAVY DUTY C-CLAMPS

- Industrial quality drop forged steel C-clamps
- Acme threaded screws for smooth operation and even clamping pressure
- Heavy duty swivel pads are secured by a special retaining clip that is superior to crimped pads
- Black oxide screw resists welding spatter

PROD. NO.	MOD. NO.	Maximum Opening	Throat Depth	Min. Proof Test
390102	CC-2	2-3/16"	1"	3,300 lbs
390103	CC-3	2-5/8"	1-1/2"	4,350 lbs
390104	CC-4	4"	1-3/4"	5,300 lbs
390105	CC-5	4-5/8"	2-1/16"	5,900 lbs
390106	CC-6	6-1/4"	2-1/2"	7,650 lbs
390108	CC-8	7-1/2"	3-1/4"	8,850 lbs
390110	CC-10	9-1/2"	4-1/4"	9,000 lbs
390112	CC-12	11-9/16"	4-1/2"	13,000 lbs



390102

## HEAVY DUTY DEEP THROAT C-CLAMPS

- Industrial quality drop forged heat treated steel C-clamps
- Extra deep throat depths for maximum versatility
- Smooth acting Acme threaded screws for maximum clamping force
- Black oxide coated screw and pads minimize splatter adhesion
- Special pad retaining clips are superior to crimped pads
- Unique camp profile provides incredible strength yet is lighter than most competing models
- Ideal for all welding and clamping applications

**NEW**

PROD. NO.	MOD. NO.	Maximum Opening	Throat Depth	Min. Proof Test
390122	CC-2D	0 - 2-1/8"	2-1/4"	3,500 lbs
390123	CC-3D	0 - 3"	2-1/2"	3,500 lbs
390124	CC-4D	0 - 4-1/4"	3-1/4"	6,200 lbs
390125	CC-6D	0 - 6-1/16"	4-1/8"	6,600 lbs
390126	CC-8D	0 - 8-1/4"	5"	6,900 lbs
390127	CC-10D	2 - 10-1/8"	6"	8,000 lbs
390129	CC-12D	2 - 12-1/4"	6-5/16"	9,300 lbs



390125



Photo courtesy Laurie Stephens



# CLAMPS

## HEAVY DUTY SLIDING ARM L-CLAMPS

- Tempered drop forged sliding arm reduces clamping set up time – ideal for high volume production work
- Nickel-chrome plated rails are heat formed from cold drawn profiled steel
- High carbon Acme threaded spindle is spatter resistant
- Extra deep throats for maximum versatility
- Rails, sliding arms, and spindles 100% heat treated – **Check and Compare!**
- Replaceable spindles and pads
- Specialized pads available for JLHD, JLED and JLSJ Series



390274

**NEW**

## JLLD SERIES LIGHT DUTY L-CLAMPS

- Use where moderate clamping pressure is desired
- Standard swivel pads
- Our most economical L-clamp

PROD. NO.	MOD. NO.	Opening	Throat Depth	Rail Size	Pressure
390272	JLLD-8	8"	4"	3/4 x 3/8"	770 lbs
390273	JLLD-10	10"	4-3/4"	7/8 x 13/32"	1,320 lbs
390274	JLLD-12	12"	5-1/2"	1 x 1/2"	1,430 lbs
390275	JLLD-16	16"	4-3/4"	1 x 1/2"	1,650 lbs

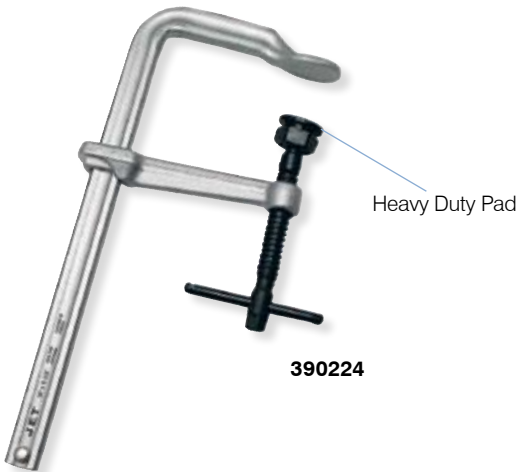


390204

## JLRD SERIES GENERAL PURPOSE L-CLAMPS

- Increased clamping pressure and larger sizes for a wider range of applications
- Standard swivel pads

PROD. NO.	MOD. NO.	Opening	Throat Depth	Rail Size	Pressure
390202	JLRD-6	6"	4-3/4"	27/32 x 13/32"	1,320 lbs
390204	JLRD-8	8"	4-3/4"	1-3/16 x 9/16"	2,640 lbs
390206	JLRD-10	10"	4-3/4"	1-3/16 x 9/16"	2,640 lbs
390208	JLRD-12	12"	5-1/2"	1-3/16 x 9/16"	2,640 lbs
<b>NEW</b> 390210	JLRD-16	16"	4-3/4"	1-3/16 x 9/16"	2,640 lbs
390212	JLRD-20	20"	4-3/4"	1-3/16 x 9/16"	2,640 lbs



390224

**NEW**

## JLHD SERIES HEAVY DUTY L-CLAMPS

- Increased throat depth and heavy duty cold forged swivel pads
- Pads tilt to 35°
- Serrated and V-pads available for special applications

PROD. NO.	MOD. NO.	Opening	Throat Depth	Rail Size	Pressure
390224	JLHD-8	8"	5-1/2"	1-3/16 x 9/16"	2,640 lbs
390226	JLHD-10	10"	5-1/2"	1-3/16 x 9/16"	2,640 lbs
390228	JLHD-12	12"	5-1/2"	1-3/16 x 9/16"	2,640 lbs
<b>NEW</b> 390230	JLHD-16	16"	4-3/4"	1-3/16 x 9/16"	2,640 lbs
390232	JLHD-20	20"	5-1/2"	1-3/16 x 9/16"	2,640 lbs

# CLAMPS

## JLED SERIES EXTRA HEAVY DUTY L-CLAMPS

**NEW**

- All new range of extra heavy duty clamps for demanding users
- Deeper throat and 50% more clamping pressure than our Heavy Duty clamps
- Heavy duty pads

PROD. NO.	MOD. NO.	Opening	Throat		Pressure
			Depth	Rail Size	
390239	JLED-12	12"	6-1/4"	1-7/16 x 11/16"	3,960 lbs
390240	JLED-16	16"	6-1/4"	1-7/16 x 11/16"	3,960 lbs
390241	JLED-20	20"	6-1/4"	1-7/16 x 11/16"	3,960 lbs
390242	JLED-24	24"	6-1/4"	1-7/16 x 11/16"	3,960 lbs



390239

## JLSD SERIES SUPER DUTY L-CLAMPS

- The ultimate in depth and strength
- 20% greater clamping pressure than our Extra Heavy Duty clamps
- Heavy duty pads

PROD. NO.	MOD. NO.	Opening	Throat		Pressure
			Depth	Rail Size	
390248	JLSD-12	12"	6-3/4"	1-9/16 x 3/4"	4,840 lbs
390250	JLSD-16	16"	6-3/4"	1-9/16 x 3/4"	4,840 lbs
390252	JLSD-20	20"	6-3/4"	1-9/16 x 3/4"	4,840 lbs
390254	JLSD-24	24"	6-3/4"	1-9/16 x 3/4"	4,840 lbs

**NEW**

**NEW**



390248

## JQLL SERIES QUICK LEVER L-CLAMPS

- Ratchet lever design prevents overloading clamp
- Resists vibration
- For fast application of high clamping pressure

**NEW**

PROD. NO.	MOD. NO.	Opening	Throat		Pressure
			Depth	Rail Size	
390302	JQLL-6	6-1/4"	3-1/8"	5/8 x 5/16"	500 lbs
390303	JQLL-8	8"	4"	3/4 x 3/8"	770 lbs
390304	JQLL-10	10"	4-3/4"	7/8 x 13/32"	880 lbs
390305	JQLL-12	12"	5-1/2"	1 x 1/2"	1,100 lbs



390304

## ACCESSORIES

PROD. NO.	MOD. NO.	Plain Pad	Serrated	V Pad	Pad Nut	Ball Joint	Screw & Handle
390202	JLRD-6	390289	-	-	-	-	390290
390204	JLRD-8	390291	-	-	-	-	390295
390206	JLRD-10	390291	-	-	-	-	390295
390208	JLRD-12	390291	-	-	-	-	390295
390210	JLRD-16	390291	-	-	-	-	390295
390212	JLRD-20	390291	-	-	-	-	390295
390224	JLHD-8	390292	390293	390294	390298	390299	390296
390226	JLHD-10	390292	390293	390294	390298	390299	390296
390228	JLHD-12	390292	390293	390294	390298	390299	390296
390230	JLHD-16	390292	390293	390294	390298	390299	390296
390232	JLHD-20	390292	390293	390294	390298	390299	390296
390239	JLED-12	390292	390293	390294	390298	390299	390296
390240	JLED-16	390292	390293	390294	390298	390299	390296
390241	JLED-20	390292	390293	390294	390298	390299	390296
390242	JLED-24	390292	390293	390294	390298	390299	390296
390248	JLSD-12	390292	390293	390294	390298	390299	390297
390250	JLSD-16	390292	390293	390294	390298	390299	390297
390252	JLSD-20	390292	390293	390294	390298	390299	390297
390254	JLSD-24	390292	390293	390294	390298	390299	390297



Plain



Serrated



V-pad

## CLAMPS

**NEW**

### HEAVY DUTY WOODWORKING F-CLAMPS

- Industrial cast sliding arm and head stock for maximum strength
- Sliding arm features passive lock system for fast set ups and changes
- Passive lock allows 35% more throat depth than clutch lock clamps
- Double serrated rail ensures sliding arm remains stationary under load
- I-beam rail resists bowing and flexing
- Dual material handle grip allows easy application of maximum torque
- Flat surfaces on back of head stock and sliding arm allow clamp to stand horizontally on workbench
- Replaceable non-marring pads

PROD. NO.	MOD. NO.	Nominal Opening	Throat Depth	Rail Size	Clamping Pressure
390411	JFC-306	6"	3-1/8"	1/4 x 7/8"	600 psi
390412	JFC-312	12"	3-1/8"	1/4 x 7/8"	600 psi
390413	JFC-316	16"	3-1/8"	1/4 x 7/8"	600 psi
390414	JFC-320	20"	3-1/8"	1/4 x 7/8"	600 psi
390422	JFC-412	12"	4-7/8"	3/8 x 1-3/16"	1,000 psi
390423	JFC-416	16"	4-7/8"	3/8 x 1-3/16"	1,000 psi
390425	JFC-424	24"	4-7/8"	3/8 x 1-3/16"	1,000 psi
390426	JFC-432	32"	4-7/8"	3/8 x 1-3/16"	1,000 psi

**NEW**

### HEAVY DUTY WOODWORKING QUICK-CLAMPS

- Body and jaws constructed of specially reinforced nylon
- Robust design develops and holds tremendous clamping pressure
- I-beam rail resists bowing and flexing under load
- Patented release lever concealed in handle prevents accidental release of clamp
- Quickly changes to a spreader by removing and reversing fixed jaw
- Large replaceable non-marring pads distribute pressure evenly

PROD. NO.	MOD. NO.	Nominal Opening	Maximum Spread	Throat Depth	Rail Size	Clamping Pressure
390471	JQCS-6	6"	13-3/4"	3-3/8"	3/16 x 3/4"	350 psi
390472	JQCS-12	12"	19-5/8"	3-3/8"	3/16 x 3/4"	350 psi
390473	JQCS-18	18"	25-1/2"	3-3/8"	3/16 x 3/4"	350 psi
390474	JQCS-24	24"	31-1/2"	3-3/8"	3/16 x 3/4"	350 psi
390475	JQCS-36	36"	43-3/8"	3-3/8"	3/16 x 3/4"	350 psi

**NEW**

### REPLACEMENT PADS FOR F-CLAMPS & QUICK CLAMPS

- 390491 Replacement pad set for 3-1/8" F-clamps
- 390492 Replacement pad set for 4-7/8" F-clamps
- 390498 Replacement pad for clamp / spreaders
- 390499 Replacement knob for clamp / spreaders





# CLAMPS

## QUICK RELEASE ONE-HAND CLAMPS **NEW**

- Install and remove quickly with one hand
- Allows precise control of clamping pressure
- Patented quick release lever concealed in handle prevents accidental release
- Non-marring pads tilt to adapt to different shapes
- Made of specially reinforced nylon
- Available individually or in 2 piece sets

PROD. NO.	MOD. NO.	Nominal Opening	Overall Length	Pieces
390462	JQRC-1	2"	7"	
390463	JQRC-2	3"	9-1/4"	
390467	JQRC-1S	2"		2
390468	JQRC-2S	3"		2



390462



390463

## NYLON SPRING CLAMPS **NEW**

- Reinforced nylon construction for strength
- Nylon clamps will not rust
- Tilting pads adapt to various shapes

PROD. NO.	MOD. NO.	Nominal Opening	Overall Length
390452	JNSC-4	1"	4"
390453	JNSC-6	2"	6"
390454	JNSC-9	3"	9"



## STEEL SPRING CLAMPS **NEW**

- Nickel plated to resist corrosion
- Vinyl grips for sure hold
- Use anywhere moderate clamping pressure is required


PROD. NO.	MOD. NO.	Nominal Opening	Overall Length
390457	JSSC-4	1"	4"
390458	JSSC-6	2"	6"
390459	JSSC-9	3"	9"



## 3/4" HEAVY DUTY PIPE CLAMP **NEW**

390482 JPC-7500

- Uses standard 3/4" threaded pipe (not included)
- Flat base allows clamp to stand on work bench for stable support
- Clamp height allows full turn of handle without contacting work bench
- Non-marring pads protect work from damage



## VICES

**NEW**



320302

### JHDV SERIES SUPER-DUTY VISE

- Extra heavy castings for the most demanding applications
- Precision machined hardened steel jaws
- Acme threaded screw develops tremendous clamping force
- Extra generous maximum openings for added versatility
- Solid base eliminates swivel base failures

PROD. NO.	MOD. NO.	Jaw Width	Maximum Opening	Throat Depth	Clamping Force	Net Weight
320302	JHDV-4	4"	5-5/16"	2-5/8"	4,400 psi	29.7 lbs
320303	JHDV-5	5"	6-5/16"	3-1/8"	5,500 psi	47.3 lbs
320304	JHDV-6	6"	7-11/16"	3-1/2"	6,600 psi	68.2 lbs
320305	JHDV-8	8"	9-1/16"	3-15/16"	6,800 psi	81.4 lbs



320151

### JSV SERIES HEAVY DUTY SWIVEL VISE

- Class 30 iron, 30,000 lb. tensile strength castings
- Precision machined heavy duty steel jaws (replaceable)
- Built-in pipe jaws
- Machine ground anvil surface
- 360° swivel base with dual lock down handles

PROD. NO.	MOD. NO.	Jaw Width	Maximum Opening	Throat Depth	Pipe Capacity	Net Weight
320151	JSV-4HD	4"	4"	2-3/4"	1-1/2"	23 lbs
320152	JSV-5HD	5"	5"	3-3/4"	2"	31 lbs
320153	JSV-6HD	6"	6"	4"	2-1/2"	45 lbs
320154	JSV-8HD	8"	8"	4"	3-1/2"	70 lbs



321336

### HEAVY DUTY MULTI-PURPOSE VISE

- Precision machined heavy duty steel jaws (replaceable)
- Index scale allows accurate adjustment of jaw angle
- 360° swivel base with dual lock down handles

PROD. NO.	MOD. NO.	Jaw Width	Maximum Opening	Throat Depth	Pipe Capacity	Net Weight
321336	MPV-125S	5"	4-11/16"	3"	3"	46 lbs



321124

### PROFESSIONAL DRILL PRESS VISE

- Accurately ground base and slides
- Uni-grip mechanism allows powerful clamping force with minimal effort
- Eliminates need for crossbars or drop away handles
- Replaceable jaws hold round objects with ease

PROD. NO.	MOD. NO.	Jaw Width	Maximum Opening	Jaw Depth
321124	DPV-4U	4"	3-1/2"	1-3/16"

# HEAVY DUTY RIVET TOOLS

- Designed for industrial use
- All models designed for use with aluminum rivets
- Model JRT-707 for use with aluminum and steel rivets
- All steel construction
- Model JRT-736 features 360° swivel head

## LONG NOSE

PROD. NO.	MOD. NO.	Nozzles
859042	JRT-200	3/32, 1/8, 5/32, 3/16"

## SWIVEL HEAD

PROD. NO.	MOD. NO.	Nozzles
859043	JRT-736	3/32, 1/8, 5/32, 3/16"

## LONG REACH

PROD. NO.	MOD. NO.	Nozzles	Length (Overall)
859044	JRT-707	1/8, 5/32, 3/16, 7/32, 1/4"	21"
	PUT-JRT707	Repair Kit	



360° swivel head



Photo courtesy Bill Jeffrey and Speedzone Magazine



## GEAR PULLERS



2-Jaw Configuration  
770134

3-Jaw Configuration  
770135

### 2 / 3 JAW COMBINATION GEAR PULLERS

- Assemble with 3 jaws for maximum stability, or with 2 jaws where access is limited – 2 pullers in 1
- Jaws, yokes and forcing screw made of heat treated Chrome Vanadium steel for ultimate strength
- Reversible jaw design allows internal and external pulling
- Jaws grip tighter as pulling force increases
- All components hardened to HRC 42~45 for professional use
- Fine-threaded 440 CrV forcing screw allows precise control for damage free pulling
- Can be used with bearing separators

PROD. NO.	MOD. NO.	Reach	Spread	Capacity	Screw Length	Pitch	Jaw Thickness	Jaw Width
770132	JGP-3HD	3-1/4"	4-3/4"	2 tons	4.9"	3/8"-24 tpi	1/8, 1/4"	1/4, 7/16"
770133	JGP-4HD	3-1/2"	7"	5 tons	7"	9/16"-20 tpi	1/4, 5/16"	3/8, 3/4"
770134	JGP-6HD	5-1/2"	7"	5 tons	7"	9/16"-20 tpi	1/4, 5/16"	3/8, 21/32"
770135	JGP-8HD	5-1/2"	9-1/2"	5 tons	9"	11/16"-18 tpi	5/16, 11/32"	7/8"



770152

### 10 TON HYDRAULIC GEAR PULLER SET

- Jaws, yokes, bearing separator and ram made of heat treated Chrome Vanadium steel for ultimate strength
- Hydraulic ram requires no power – develops up to 10 tons pressure with hand power only
- All components hardened to HRC 42~45 for professional use
- Includes twin head and triple head for assembling 2 or 3 jaw pullers
- Includes 4-1/2" bearing separator

\* NOTE: minor leaks are normal. Unit requires no service unless ram fails to extend.

PROD. NO.	MOD. NO.	Maximum Reach	Maximum Spread	Capacity	Pieces (total)
770152	JHGP-10S	4"	10"	10 tons	22

**Contains:** Hydraulic Ram (1), 4" Puller Legs (3), 6" Puller Legs (3), 8" Puller Legs (3), Collar (1), Twin Head (1), Triple Head (1), End Cap (1), 2" Ram Extension (1), 4" Ram Extension (1), Yoke (1), 4-1/2" Bearing Separator (1), Main Rods (2), Extension Rods (2)



770302

## BEARING SEPARATORS

- Separator bodies made of heat treated Chrome Vanadium steel for ultimate strength
- All components hardened to HRC 42~45 for professional use
- Separators have knife-like edges to get behind bearings where regular gear puller jaws are too thick to grip
- Can be used with push-type or gear pullers

### BEARING SEPARATOR SET

- Includes components to assemble push-type puller

PROD. NO.	MOD. NO.	Maximum Reach	Capacity	Forcing Screw	Hole Size	Pieces (total)
770302	JBS-12	3"	5 tons	7", 9/16" x 10 tpi	3/8" x 16 tpi	12

**Contains:** 2-1/4" Bearing Separator (1), 3-1/2" Bearing Separator (1), Yoke (1), Forcing Screw (1), Main Rods (4), Extension Rods (4)



### OPEN STOCK BEARING SEPARATORS

PROD. NO.	MOD. NO.	Capacity	Hole Size
770312	JBS-225	1-3/16" – 2-1/4"	3/8" x 16 tpi
770313	JBS-350	2-1/4" – 3-1/2"	3/8" x 16 tpi
770314	JBS-450	3" – 4-1/2"	1/2" x 16 tpi

## PULLER SETS – SPECIALTY

### 7 PC MASTER BLIND BEARING PULLER SET

**H3555**

- Pulls blind hole bearings, bushings and sleeves with collets ranging from 3/8" – 1-1/4" where regular pullers will not reach
- Use with 2.5 lb (1.12kg) slide hammer with collets to pull bearings and bushings



H3555

### INTERNAL & EXTERNAL BEARING PULLER SET

**H3562**

- Remove internal and external bearing cups, seals, bushings, etc.
- Special cone adaptor included which securely locks jaws on part to be removed
- Use with slide hammer for more torque

**Kit includes:**

- 2.7 lb (1.24kg) Slide Hammer (5/8"-18 thread)
- Two Internal 3-Jaw Sets (Capacity 10 - 30mm, 30 - 80mm)
- External 3-Jaw Set (10 - 80mm)
- Cone Adaptor



H3562

### HEAVY DUTY SLIDE HAMMER SET

**H3560**

- Extract flange-type rear axles, semi-floating rear axles bearings, balancers and other press-on parts
- With the 2/3 jaw combination, it can remove gears, outer races, grease retainers, oil seals and other internal / external pulling jobs
- Used on most cars and light trucks that have axles with bolts and studs no larger than 9/16" in diameter
- Applies to 4.5 and 6 bolt stud circles that range from 4-1/4" - 5-9/16"
- Slide hammer is 5 lbs (2.32kg)



H3560

JET carries a full range of specialty automotive pullers and accessories. Please consult our *Specialty Automotive* catalogue or visit our website at [www.jetequipment.com](http://www.jetequipment.com)



H1905



H3104



H1901



H3558



H3559



H1927



H1911



H3341



H3565



H3553



H3563



H1926



H1902



H3448

## LUBRICATING EQUIPMENT

### STANDARD LEVER-ACTION GREASE GUN

#### 350151 JLGG-14S

- Uses standard 14 oz. grease cartridge or can be bulk filled
- Rugged electro-static epoxy coated finish resists corrosion
- Deep knurling for non-slip grip
- Heavy duty steel barrel for long life
- Machine steel head protects hardened steel plunger
- V-handle posi-lock follower rod for sure grip and easy filling in any position
- Ideal for home, farm, maintenance and shop use
- Complete with 6" rigid pipe extension and coupler
- Delivers 1 gm / stroke or 1 oz. / 28 strokes
- Produces up to 6,000 psi
- Standard duty



### PREMIUM LEVER-ACTION GREASE GUN

#### 350152 JLGG-14HD

- A premium, heavy duty grease gun built tough for the professional, industrial markets
- Added filler nipple allows three way loading; bulk, filler pump or standard 14 oz. cartridge
- Air bleeder valve easily purges unwanted air
- Variable stroke for working in confined areas
- Rugged electro-static epoxy coated finish resists corrosion
- Deep knurling for non-slip grip
- Heavy duty steel barrel for long life
- Die cast head protects hardened steel plunger
- T-handle posi-lock follower rod for sure grip and easy filling in any position
- Comfortable sure grip rubber handle makes pumping easy and convenient
- Complete with 6" rigid extension, 12" flexible hose, and heavy duty coupler
- A must for heavy maintenance, industrial, automotive and farm use
- Delivers 1 gm / stroke or 1oz. / 28 strokes
- Produces up to 10,000 psi
- Professional Duty



**Comes with rigid and flex extension**  
Check and Compare!

### HEAVY DUTY PISTOL GRIP GREASE GUN

#### 350155 JPGG-14HD

- Pistol grip design offers convenient one-handed operation
- Die cast head protects hardened steel plunger
- Uses standard 14 oz. grease cartridge or can be bulk filled
- Rugged electro-static epoxy coated finish resists corrosion
- Deep knurling for non-slip grip
- T-handle posi-lock follower rod for sure grip and easy filling in any position
- Includes 4" rigid pipe extension, 18" flexible hose and heavy duty coupler
- Delivers 0.40 gm / stroke or 0.60 oz. / 40 strokes
- Produces up to 5,000 psi
- Professional Duty



**Comes with rigid and flex extension**  
Check and Compare!




# LUBRICATING EQUIPMENT

## PISTOL GRIP AIR GREASE GUN

**350161 JAGG-14P**

- A premium severe duty air powered grease gun for the most demanding professional user
- Intermittent action delivers one shot of grease for every pull of the trigger
- Added filler nipple allows 3 way loading; bulk, filler pump, or standard 14 oz. cartridge
- Heavy duty die cast aluminum head
- Precision honed barrel for fast action
- Air pressure 40 - 120 psi at 1 cfm or greater
- T-handle posi-lock follower rod for sure grip and easy filling in any position
- Complete with male quick coupler air fitting
- Produces up to 4,800 psi
- Professional Duty



## MINI PISTOL GREASE GUN

**350171 JMPG-16**

- Convenient pull type trigger for easy one hand operation
- Die cast head
- Textured zinc plated finish for non slip grip
- Uses standard 3 oz. grease cartridges or can be bulk filled
- T-handle posi-lock follower rod for sure grip
- Complete with 4" rigid pipe extension and professional coupler
- Produces up to 3,500 psi
- Delivers 0.40gm/stroke or 0.60 oz. / 40 strokes
- Professional Duty



## MINI PUSH TYPE GREASE GUN

**350173 JPTG-1**

- Perfect tool box companion for lubrication of tools on the job
- Universal connector fits all standard fittings
- Comes pre loaded with NLGI Grade 2 grease
- Can be re-filled
- Transparent barrel provides clear view of remaining grease
- Sealed design to prevent leakage



## SUCTION GUN

**350157 JSGG-18**

- Rugged 18 oz. capacity suction gun for draining and filling differentials, clutches and transmissions
- Needs no priming
- Heavy duty steel barrel for long life
- Electro-static epoxy coated finish resists corrosion
- Deep knurling for non-slip grip
- T-handle posi-lock follower rod for sure grip
- Complete with flexible vinyl hose
- For use with any non-corrosive lubricants
- Professional Duty



## LUBRICATING EQUIPMENT

### HIGH PRESSURE GREASE HOSES

- Heavy duty high pressure (11,600 psi burst pressure) grease hoses for all makes of hand grease guns
- Working pressure 3,500 psi
- Replacement whip hoses
- Polyamide inner tube with polyurethane outer tube, reinforced with highly tear resistant polyester

PROD. NO.	MOD. NO.	Length	Style	Thread
350181	JFH-12	12"	Flexible	1/8" N.P.T.
350182	JFH-18	18"	Flexible	1/8" N.P.T.
350201*	JFH-12SP	12"	Flexible	1/8" N.P.T.
350202*	JFH-18SP	18"	Flexible	1/8" N.P.T.

\*Fitted with heavy duty spring for added safety, strength and life

### GREASE GUN HOLDER

350185 JGGH-1

- Conveniently mounts any 2-1/4" O.D. grease gun to almost any surface

350185

### BRASS PUMP OIL CANS

- Industrial quality
- Brass pump
- Electro-static, corrosion resistant epoxy coating
- Complete with flex hose and rigid spout – Check and Compare!

PROD. NO.	MOD. NO.	Capacity
350121	JOC-180	6 oz. / 180 ml
350122	JOC-300	10 oz. / 300 ml
350124	JOC-500	16 oz. / 500 ml
350125	JOC-700	24 oz. / 700 ml

All models complete with both flex and rigid spouts  
Check and Compare!

### ALUMINUM DRUM WRENCH

350214 JADW-1

- Designed to fit perfectly onto most 2" and 3/4" drum plugs
- Made of cast aluminum for strength and safety
- Will not cause sparks
- Hardened and tempered

350214

# LUBRICATING EQUIPMENT

## LEVER-ACTION BUCKET PUMP

**350106** JLBP-02

- Zinc die cast head and adjustable flange
- 18" zinc plated pump body
- Epoxy coated, corrosion resistant 12" drum cover
- Fits 25 - 50 lb / 5 gallon pails
- Suitable for transfer of transmission, differential and heavier oils
- Complete with 48" fuel resistant soft PVC hose with nozzle
- Delivers 16 oz. / stroke
- Professional Duty



**350106**

## GREASE FILLER PUMP

**350158** JGFP-03

- Zinc die cast head and adjusting flange
- 18" zinc plated pump body
- Epoxy coated, corrosion resistant 12" drum cover
- All steel foot valve
- Fits 25 - 50 lb / 5 gallon pails
- Designed to load bulk or combination grease guns
- Delivers 4.2 cubic inches per stroke
- Suitable for use with light and medium density grease
- Professional Duty



**350158**

## DRUM DOLLIES

- Heavy gauge steel for professional use
- Powder coated finish
- 5 and 16 gallon models with adjustable clamp bolt
- 16 and 55 gallon models complete with cast iron castors – Check and Compare!

PROD. NO.	MOD. NO.	Application	Wheels	Load Limit	Diameter
<b>351003</b>	JDD-5	5 gallon drums	Resin	200 lbs	10-1/4 – 11-1/4"
<b>351004</b>	JDD-16	16 gallon drums	Extra Heavy Duty Cast Iron	200 lbs	13-1/2 – 14-1/4"
<b>351005</b>	JDD-55	55 gallon drums	Extra Heavy Duty Cast Iron	450 lbs	23"

**351003**



**351005**

Cast iron castors  
Check and Compare!

## DRUM CRADLE

**351011** JDC-55

- Tilting drum cradle moves, rotates, tips and stores 55 gallon drums with ease
- Self storing lever bar
- Powder coated finish
- Flat packed for easy shipping
- 2-1/2" non-sparking wheels
- Load limit 600 lbs





## LUBRICATING EQUIPMENT

### QUICK CHANGE COUPLER SET

**350213** JQCC-7S

- Quick change feature snaps directly onto jaw type couplers – no need to remove hydraulic coupler to change accessories
- Instantly converts jaw type couplers for fine line greasing for access to confined areas
- Protective sleeve secures connection
- Ideal for applications where fittings are found in various limited access areas
- For hand operated grease guns
- Contains one each: recessed lube adaptor (**350208**), angle lube adaptor (**350209**), needle nose adaptor (**350210**), right angle coupler (**350211**), seal off dispenser (**350212**), grease injector needle (**350206**), 12" flexible hose (**350201**), terylene pouch



**350213** – 7 Piece Set

### QUICK CHANGE ACCESSORIES

#### RECESSED LUBE ADAPTOR

**350208** JRLA-1

- 4" length, tip diameter 0.22"
- For push on greasing of fittings where obstruction will not allow use of regular coupler



**350208**

#### 90° ANGLE LUBE ADAPTOR

**350209** JALA-1

- .019" diameter



**350209**

#### NEEDLE NOSE ADAPTOR

**350210** JNND-2

- 1-1/2" needle length, diameter 0.156"



**350210**

#### RIGHT ANGLE COUPLER

**350211** JRAC-2

- Working pressure 1,000 psi
- Particularly useful in low height applications
- Polyurethane seal fits perfectly on grease fitting



**350211**

#### SEAL-OFF DISPENSER

**350212** JSOD-1

- Used for lubricating cars with grease plugs
- Oil and grease resistant rubber tip



**350212**

# LUBRICATING EQUIPMENT

## COUPLERS / ADAPTORS

- For hand operated grease guns
- Professional industrial quality

### 3 JAW PROFESSIONAL COUPLER

**350203 JPDC-3**

- Hardened body withstands high pressure without deformation
- Working pressure 6,000 psi
- 1/8" NPT threads



### RIGHT ANGLE COUPLER

**350204 JRAC-1**

- Unique design for greasing fittings in hard to reach areas
- Particularly useful in low height applications
- Polyurethane seal fits perfectly on grease fitting
- Working pressure 1,000 psi
- 1/8" NPT threads



### NEEDLE NOSE DISPENSER

**350205 JNND-1**

- For dispensing fine line of grease
- Allows contact with flush or hard to reach fittings in inaccessible areas
- 1-1/2" needle length, diameter 0.156"
- 1/8" NPT threads



### GREASE INJECTOR NEEDLE

**350206 JGIN-15**

- Lubricates in extremely tight places including U-joints and sealed bearings
- Fits directly on jaw type couplers
- 18 gauge Stainless steel
- 1-1/2" long
- With protective plastic cover



### SWIVEL GREASE COUPLER

**350207 JSGC-360**

- Built in 360° swivel locks in eight positions
- Working pressure 7,000 psi
- 1/8" NPT threads
- Fully hardened 3 jaw construction





**Straight – 350251 / 350254**



**45° – 350252 / 350255**



**90° – 350253 / 350256**



**8 PC – 350257 / 350258**



**350259 / 350260**

## LUBRICATING EQUIPMENT

### PROFESSIONAL GREASE FITTINGS

- Conforms to S.A.E., DIN, BS and JIS standards
- EN-1A steel with zinc plating
- Heat treated to a minimum of HRC83
- Available in 10 piece packs of single types, 8 piece packs assorted and 80 piece assortments

PROD.	MOD. NO.	Type	Pieces	Thread	Hex Size
<b>350251</b>	JGF-142800	Straight Fittings	<b>10</b>	1/4" – 28 S.A.E.	5/16"
<b>350252</b>	JGF-142845	45° Fittings	<b>10</b>	1/4" – 28 S.A.E.	3/8"
<b>350253</b>	JGF-142890	90° Fittings	<b>10</b>	1/4" – 28 S.A.E.	3/8"
<b>350254</b>	JGF-182700	Straight Fittings	<b>10</b>	1/8" – 27 NPT	7/16"
<b>350255</b>	JGF-182745	45° Fittings	<b>10</b>	1/8" – 27 NPT	7/16"
<b>350256</b>	JGF-182790	90° Fittings	<b>10</b>	1/8" – 27 NPT	7/16"

### S.A.E. / METRIC GREASE FITTINGS

PROD. NO.	MOD.	Type	Pieces	Contents
<b>350257</b>	JGF-8S	S.A.E.	<b>8</b>	2 each: 1/4" – 28 Straight, 1/8" – 27 Straight, 1/8" – 27 45°, 1/8" – 27 90°
<b>350258</b>	JGF-8M	Metric	<b>8</b>	2 each: M6 x 1 Straight, M6 x 1 45°, M6 x 90°, M8 x 1
<b>350259</b>	JGF-80S	S.A.E.	<b>80</b>	15 x 1/4" – 28 Straight, 10 x 1/4" – 28 45°, 10 x 1/4" – 28 90°, 25 x 1/8" – 27 Straight, 10 x 1/8" – 27 45°, 10 x 1/8" – 27 90°
<b>350260</b>	JGF-80M	Metric	<b>80</b>	20 x M6 x 1 Straight, 10 x M6 x 1 90°, 15 x M8 x 1 Straight, 10 x M8 x 1 90°, 15 x M10 x 1 Straight, 10 x M10 x 1 90°

### 4 WAY FITTING TOOLS

- Handy multi-purpose fitting tools
- Wrench, tap and extractor in one
- Removes worn and broken fittings, re-taps threaded holes, installs new fittings
- Works with straight and angled fittings

### FOR 1/4" – 28 S.A.E. AND 6MM FITTINGS

#### 350261 JGFT-14

- Tap repairs 1/4"-28 S.A.E. threaded holes
- Wrench removes and installs 5/16" and 3/8" hex fittings

### FOR 1/8" – 27 NPT FITTINGS

#### 350262 JGFT-18

- Tap repairs 1/8"-27 NPT threaded holes
- Wrench removes and installs 7/16" and 3/8" hex fittings



**350261**



**350262**



## FLUID TRANSFER EQUIPMENT

### LEVER-ACTION BARREL PUMP

**350105** JLBP-01

- Rugged epoxy coated pump assembly
- Tough all steel foot valve and piston valve
- Fits 15 – 55 gallon drums
- Suitable for use with all oil based fluids
- Complete with 2 piece draw tube
- Delivers 10 oz. / stroke
- Professional Duty



### HEAVY DUTY ROTARY BARREL PUMP

**350103** HRP-25

- Heavy duty cast iron pump head
- Pumps up to 1 gallon per 18 revolutions
- Transfers petroleum based non-corrosive fluids such as gasoline, kerosene and diesel
- 3 piece rigid draw tube conveniently fits in package
- Ideal for automotive, industrial, commercial and farm use
- Pumps in either direction after a few reverse turns of the handle
- Professional Duty



### DIAPHRAGM PUMP

**350107** JDDP-1000

- Suitable for gasoline and diesel fuels
- Delivers 1 litre per cycle
- Fits 15 – 55 gallon drums
- High volume double action pump delivers on both strokes for fast fuelling
- Diecast aluminum construction
- Stainless steel piston and fuel resistant diaphragm
- Extra heavy duty steel handle with security locking latch
- Complete with 2" bung adaptor, 8' discharge hose and telescoping suction tube
- Professional Duty



### POLYPROPYLENE CHEMICAL PUMP

**350108** JPCP-14

- Suitable for use with antifreeze, detergents, windshield washer fluid, mild acids and glycerine
- Delivers 14 oz. per stroke
- Fits 15 – 55 gallon drums
- Polypropylene pump with steel plunger rod and Viton seals
- Not recommended for water, strong acids, lacquers, acetone and gasoline
- Professional Duty



### NYLON CHEMICAL PUMP

**350109** JNCP-14

- Excellent for use with lacquer thinners, acetone, MEK, antifreeze, detergents, windshield washer fluids, mild acids, weed killer, water and glycerine
- Delivers 14 oz. per stroke
- Fits 15 – 55 gallon drums
- Nylon pump with stainless steel plunger rod and Teflon seals
- Not recommended for strong acids or gasoline
- Professional Duty



## SPRING REWIND HOSE REELS



**391722**

3/8" x 50'  
Air / Water



**391746**

Oxy / Acetylene



**391747**

2,000 psi Oil



**391731**

5,000 psi Grease



**391741**



**391742**

### HEAVY DUTY

- All body and frame components made of superior heavy gauge steel for professional applications / installations – **Check and Compare!**
- All metal parts powder coated for corrosion free performance
- Reinforced L-shaped base
- Professional super duty spring mechanism for long life
- Nine position, adjustable guide arm
- Heavy duty four direction, non snag rollers – **Check and Compare!**
- Anti lock-out ratchet mechanism prevents reel from locking up when hose is fully extended
- Heavy duty American made, solid brass swivel fitting
- Can be wall, floor or ceiling mounted

**Standard Accessories:** Hose and fittings

### NOTE:

There are many similar air /water rewind hose reels in the market. However, these industrial quality JET reels offer heavier gauge body and frame steel components, superior American made air swivel fittings, an extra heavy duty spring mechanism (tested to 30,000 cycles) and a superior quality four direction snag roller system – **Check and Compare!**

PROD. NO.	<b>391721</b>	<b>391722</b>	<b>391726</b>
MOD. NO.	AW3825	AW3850	AW1250

<b>Hose Diameter (I.D.)</b>	3/8"	3/8"	1/2"
<b>Hose Length</b>	25'	50'	50'
<b>Hose Inlet/Outlet (N.P.T.)</b>	3/8"	3/8"	1/2"
<b>Max.Hose Pressure</b>	300 psi	300 psi	300 psi
<b>Unit Weight</b>	29 lbs	54 lbs	59 lbs
<b>Intended Use</b>	<b>Air / Water</b>	<b>Air / Water</b>	<b>Air / Water</b>

PROD. NO.	<b>391746</b>	<b>391747</b>	<b>391731</b>
MOD. NO.	OA1450	O1250	G1450

<b>Hose Diameter (I.D.)</b>	1/4"	1/2"	1/4"
<b>Hose Length</b>	50'	50'	50'
<b>Hose Inlet/Outlet (N.P.T.)</b>	1/4"	1/2"	1/4"
<b>Max. Hose Pressure</b>	300 psi	2,000 psi	5,000 psi
<b>Unit Weight</b>	53 lbs	64 lbs	53 lbs
<b>Intended Use</b>	<b>Oxy / Acetylene</b>	<b>Oil</b>	<b>Grease</b>

**NOTE:** See our Air Tools Catalogue for hose reels accessories

## HAND CRANK HOSE REELS

- Provides the ideal method for safe and economic handling of air and water hose
- Heavy duty steel drum and frame construction
- Corrosion resistant powder coating
- Spring tensioned brake prevents free wheeling
- Solid brass swivel and fittings
- Model HC200 features brass and stainless steel fluid path
- Mount on floor, bench or service truck

PROD. NO.	<b>391741*</b>	<b>391742*</b>
MOD.NO.	HC100	HC200

<b>Hose Diameter (I.D.)</b>	3/8"	3/8"
<b>Maximum Hose Length</b>	100'	100'
<b>Hose Inlet/Outlet (N.P.T.)</b>	3/8"	3/8"
<b>Max. Hose Pressure</b>	300 psi	300 psi
<b>Unit Weight (Lb.)</b>	13 lbs	14 lbs
<b>Intended Use</b>	<b>Air / Water</b>	<b>Air / Water</b>

\*NOTE: Hose not included on hand crank wheels

# HACKSAWS

## HACKSAW FRAME

775306 525A

- Heavy ergonomic frame accepts 12" blades
- Blades store in handle
- Contoured handle grip
- Blade adjusts for bevel cuts




## HEAVY DUTY 12" OVAL TUBE HACKSAW

775307 JHS-5012

- Extra thick cast aluminum frame components for heavy duty professional applications
- Oval tube provides greater strength than square tube saws
- TPR grips on handle and front frame for comfort and secure grip
- Unique blade storage compartment holds up to 6 spare blades
- Easy to use wing nut provides up to 3,000 psi tension on blade
- Blade can be mounted at 45° for special applications
- Powder coated for added resistance to corrosion

**NEW**




## 12" ALUMINUM HACKSAW

775308 JHS-3012

- One piece cast aluminum I-beam frame for rigidity
- Combines high strength with light weight
- TPR grip on handle for comfort and secure grip
- Easy to use wing nut provides up to 2,500 psi tension on blade
- Blade can be mounted at 45° for special applications
- Powder coated for added resistance to corrosion

**NEW**



## 6" MINI HACKSAW

775301 JHS-9006

- One piece cast aluminum I-beam frame for rigidity
- 10-1/4" overall length - fits in any tool box
- TPR grip on handle for comfort and secure grip
- Thumbscrew tension adjustment
- Blade can be mounted at 60° left or right
- Uses 6" mini hacksaw blades with mounting pins
- Powder coated for added resistance to corrosion
- Replacement blade: 775391

**NEW**



## JET-KUT HAND HACKSAW BLADES - 12" BI-HARD H.S.S.

- Made of high quality H.S.S., heat treated to four hardnesses across the blade
- Excellent performing, shatterproof, long lasting blade for a multitude of applications
- Package of 10 / 100



PROD. NO.	Length	Width	Thickness	Teeth/Inch
566231	12"	1/2"	.025	18
566232	12"	1/2"	.025	24
566233	12"	1/2"	.025	32





**849221**

## SAFETY GOGGLES

**849221** SG-1250

- Hard plastic lens with soft plastic sides and elastic strap

## GLOVES

### PROFESSIONAL MECHANIC'S GLOVE

- Best all around glove, providing superior fit, control and protection
- Re-designed finger tip pattern reduces seams and enhances finger tip sensitivity
- Lycra panels between fingers add comfort and mobility
- Narrower elastic cuff for added comfort
- Ultra-thin TPR pull-tab with hook and loop closure provides comfort and adjustability
- Supple, breathable, durable Clarino® palm provides firm grip
- Dual-layered fingertips and thumb for reduced wear and increased protection
- Two-way stretch Spandex padded top features form-fitting elasticity
- Smooth surface thumb and index finger point of contact, improves handling
- Concealed interior seam stitching prevents snagging
- Index finger knuckle reinforcement band for added strength and protection
- Machine washable



**999888**

**PROD. NO.**

**Size**

<b>999888</b>	Medium
<b>999889</b>	Large
<b>999890</b>	X-Large

Photo courtesy Bill Jeffery and Speedzone Magazine



# TOOL BOXES

## PORTABLE HAND TOOL BOXES

### HEAVY DUTY STAINLESS STEEL

- Combination of stainless steel and plastic components offers great strength with low weight
- Will not rust
- Removeable tool tray
- Steel hinge pins for long service life
- Recessed handle for easy storage and transport
- Twin heavy duty steel buckles distribute weight evenly
- Can be padlocked for security

PROD. NO.	MOD. NO.	Width	Depth	Height	Tray Size	Storage Capacity
842152	JPSTB-15	15"	6-1/4"	7"	13-1/2" x 4-1/2"	656 in <sup>3</sup>
842153	JPSTB-20	20"	9-5/8"	8-7/8"	18" x 6-1/2"	1,708 in <sup>3</sup>
842154	JPTST-22	22-1/2"	11"	10-3/4"	21" x 8"	2,660 in <sup>3</sup>

**NEW**



### PLASTIC HAND TOOL BOXES

- Extra thick walls stand up to heavy loads
- Resists scratches and dents, won't rust
- Removeable tool tray
- Steel hinge pins for long service life
- 19" and 22" models feature bolt-through carrying handles for extra heavy loads
- Recessed handle for easy storage and transport
- V-groove on lid holds small parts
- Twin heavy duty buckles distribute weight evenly
- Can be padlocked for security

PROD. NO.	MOD. NO.	Width	Depth	Height	Tray Size	Storage Capacity
842142	JPTB-16	16"	8"	7-1/2"	13-1/2" X 5"	960 in <sup>3</sup>
842143	JPTB-19	19"	9"	8"	16-1/4" X 6"	1,368 in <sup>3</sup>
842144	JPTB-22	22"	10-1/4"	9-1/2"	19" x 7-1/4"	2,142 in <sup>3</sup>

**NEW**





842252



842253



842254



842256

## TOOL BOXES

- Two piece friction slides provide long service life
- Full width drawer pulls for comfortable, easy operation
- Full width / full height double wall construction for superior rigidity
- Rear locking mechanism provides maximum security
- Canadian built using the best quality domestic steel for maximum storage capacity without the risk of bending under heavy loads

### PRO SERIES MECHANIC'S CHESTS

#### (Friction Slide Models)

#### 26" x 12" 6 DRAWER MECHANIC'S CHEST

PROD. NO.	MOD. NO.	6 Drawers			Weight	
		Width	Depth	Height		
842252	MC26-6					
		Overall	26"	12"	14-1/2"	55 lbs
		3 drawers	7"	10-1/2"	2"	
		2 drawer	23"	10-1/2"	2"	
		1 drawer	23"	10-1/2"	2-1/2"	

Storage Capacity 3,773 in<sup>3</sup> – Maximum Load Per Drawer 75 lbs  
Steel gauge: Outside wall 20 ga, Inside wall 22 ga, Lid 20 ga, Drawers 22 ga

#### 26" x 12" 10 DRAWER MECHANIC'S CHEST

PROD. NO.	MOD. NO.	10 Drawers			Weight	
		Width	Depth	Height		
842253	MC26-10					
		Overall	26"	12"	18-7/8"	70 lbs
		6 drawers	7"	10-1/2"	2"	
		1 drawer	7"	10-1/2"	6-7/16"	
		2 drawers	23"	10-1/2"	2"	
		1 drawer	23"	10-1/2"	2-1/2"	

Storage Capacity 4,700 in<sup>3</sup> – Maximum Load Per Drawer 75 lbs  
Steel gauge: Outside wall 20 ga, Inside wall 22 ga, Lid 20 ga, Drawers 22 ga

#### 26" x 18" 12 DRAWER MECHANIC'S CHEST

PROD. NO.	MOD. NO.	12 Drawers			Weight	
		Width	Depth	Height		
842254	MC26-12					
		Overall	26"	17-7/8"	20-1/2"	105 lbs
		9 drawers	7"	16"	2"	
		2 drawers	23"	16"	2"	
		1 drawer	23"	16"	4-1/4"	

Storage Capacity 7,207 in<sup>3</sup> – Maximum Load Per Drawer 75 lbs  
Steel gauge: Outside wall 20 ga, Inside wall 22 ga, Lid 20 ga, Drawers 22 ga

#### 26" x 18" 5 DRAWER TRUCK BOX

- Extra heavy gauge steel and additional spot welds designed to withstand the constant vibration and bumps of road travel
- Drop front cover with neoprene seal prevents water from entering
- Concealed hinges prevent rust
- Black powder coated paint for long term rust resistance
- Full extension friction drawer slides
- Heavy duty welded side handles with 90° stops
- Heavy duty rubber feet keep box out of water

PROD. NO.	MOD. NO.	5 Drawers			Weight	
		Width	Depth	Height		
842256	TB26-5					
		Overall	26"	17-7/8"	23"	124 lbs
		3 drawers	23"	16"	2"	
		2 drawers	23"	16"	4-1/4"	

Storage Capacity 8,749 in<sup>3</sup> – Maximum Load Per Drawer 75 lbs  
Steel gauge: Outside wall 20 ga, Inside wall 22 ga, Lid 20 ga, Drawers 22 ga



# TOOL BOXES

## PRO SERIES ROLLER CABINETS (Friction Slide Models)

### 27" x 18" 5 DRAWER ROLLER CABINET

PROD. NO.	MOD. NO.	5 Drawers				
842202	RC27-5	Width	Depth	Height	Weight	Wheels
	Overall	27"	18-3/4"	35-5/8"	109 lbs	5" x 1-1/4"
	4 drawers	23"	16"	4-1/4"		2 swivels
	1 drawer	23"	16"	6-7/16"		2 rigids

Storage Capacity 9,228 in<sup>3</sup> – Maximum Load Per Drawer 75 lbs  
Steel gauge: Outside wall 20 ga, Inside wall 18 ga, Top 18 ga, Drawers 22 ga



842202



### 27" x 18" 11 DRAWER ROLLER CABINET

PROD. NO.	MOD. NO.	11 Drawers				
842204	RC27-11	Width	Depth	Height	Weight	Wheels
	Overall	27"	18-3/4"	42-3/8"	151 lbs	5" x 2"
	4 drawers	11"	16"	2"		2 swivels
	4 drawers	23"	16"	2"		2 rigids
	2 drawers	23"	16"	4-1/4"		
	1 drawer	23"	16"	8-1/2"		

Storage Capacity 10,595 in<sup>3</sup> – Maximum Load Per Drawer 75 lbs  
Steel gauge: Outside wall 20 ga, Inside wall 18 ga, Top 18 ga, Drawers 22 ga

See page 147 for optional side cabinet



842204



### 41" x 18" 11 DRAWER MECHANIC'S CHEST

PROD. NO.	MOD. NO.	11 Drawers				Weight
842263	MC40-11	Width	Depth	Height	Weight	
	Overall	40-1/2"	17-7/8"	20-1/2"	138 lbs	
	5 drawers	23"	16"	2"		
	4 drawers	11"	16"	2"		
	1 drawer	23"	16"	4-1/4"		
	1 drawer	11"	16"	6-7/16"		

Storage Capacity 10,205 in<sup>3</sup> – Maximum Load Per Drawer 75 lbs  
Steel gauge: Outside wall 20 ga, Inside wall 18 ga, Top 18 ga, Drawers 22 ga

842263



842213



### 41" x 18" 16 DRAWER ROLLER CABINET

PROD. NO.	MOD. NO.	16 Drawers				
842213	RC41-16	Width	Depth	Height	Weight	Wheels
	Overall	41-1/2"	18-3/4"	42-3/8"	233 lbs	5" x 2"
	4 drawers	23"	16"	2"		2 swivels
	3 drawers	23"	16"	4-1/4"		2 rigids
	1 drawer	23"	16"	8-1/2"		
	4 drawers	11"	16"	2"		
	3 drawers	11"	16"	4-1/4"		
	1 drawer	11"	16"	8-1/2"		

Storage Capacity 16,232 in<sup>3</sup> – Maximum Load Per Drawer 75 lbs  
Steel gauge: Outside wall 20 ga, Inside wall 18 ga, Top 18 ga, Drawers 22 ga



## TOOL BOXES

### SUPER PRO SERIES MECHANIC'S CHESTS

- Ball bearing slides on all full width drawers for smooth action even when fully loaded
- Safe-Lock system prevents drawers from accidentally opening when moving tool box
- Full width drawer pulls for comfortable, easy operation
- Full width / full height double wall steel construction for superior rigidity
- Rear locking mechanism provides maximum security
- Canadian built using the best quality domestic steel for maximum storage capacity without the risk of bending under heavy loads



842351

### 26" x 18" 6 DRAWER MECHANIC'S CHEST

PROD. NO.	MOD. NO.	6 Drawers				
		Width	Depth	Height	Weight	
842351	MC26-6B	Overall	26"	17-7/8"	20-1/2"	103 lbs
		5 drawers	23"	16"	2"	
		1 drawer	23"	16"	4-1/4"	

Storage Capacity 6,687 in<sup>3</sup> – Maximum Load Per Drawer 120 lbs  
Steel gauge: Outside wall 20 ga, Inside wall 18 ga, Lid 20 ga, Drawers 22 ga



842353

### 26" x 18" 10 DRAWER MECHANIC'S CHEST

PROD. NO.	MOD. NO.	10 Drawers				
		Width	Depth	Height	Weight	
842353	MC26-10B	Overall	26"	17-7/8"	20-1/2"	108 lbs
		6 drawers	7"	16"	2"	
		1 drawer	7"	16"	6-7/16"	
		2 drawers	23"	16"	2"	
		1 drawer	23"	16"	4-1/4"	

Storage Capacity 7,271 in<sup>3</sup> – Maximum Load Per Drawer 120 lbs  
Steel gauge: Outside wall 20 ga, Inside wall 18 ga, Lid 20 ga, Drawers 22 ga



842373

### 41" x 18" 7 DRAWER MECHANIC'S CHEST

PROD. NO.	MOD. NO.	7 Drawers				
		Width	Depth	Height	Weight	
842373	MC41-7BSL	Overall	40-1/2"	17-7/8"	20-1/2"	160 lbs
		2 drawers	23"	16"	2"	
		2 drawers	11"	16"	2"	
		1 drawer	23"	16"	4-1/4"	
		1 drawer	11"	16"	4-1/4"	
		1 drawer	38"	16"	4-1/4"	

Storage Capacity 9,905 in<sup>3</sup> – Maximum Load Per Drawer 120 lbs  
Steel gauge: Outside wall 20 ga, Inside wall 18 ga, Lid 20 ga, Drawers 22 ga



842372

### 41" x 23" 9 DRAWER MECHANIC'S CHEST

PROD. NO.	MOD. NO.	9 Drawers				
		Width	Depth	Height	Weight	
842372	MC41-9B	Overall	41-1/2"	23"	21-1/8"	243 lbs
		3 drawers	23"	22"	2"	
		2 drawers	11"	22"	2"	
		2 drawers	23"	22"	4-1/4"	
		1 drawer	11"	22"	4-1/4"	
		1 drawer	11"	22"	6-7/16"	

Storage Capacity 13,790 in<sup>3</sup> – Maximum Load Per Drawer 120 lbs  
Steel gauge: Outside wall 20 ga, Inside wall 18 ga, Lid 20 ga, Drawers 22 ga

# TOOL BOXES

## SUPER PRO SERIES ROLLER CABINETS

### 27" x 18" 5 DRAWER ROLLER CABINET



PROD. NO.	MOD. NO.	5 Drawers				
842302	RC27-5B	Width	Depth	Height	Weight	Wheels
	Overall	27"	18-3/4"	35-5/8"	118 lbs	5" x 1-1/4"
	4 drawers	23"	16"	4-1/4"		2 swivels
	1 drawer	23"	16"	6-7/16"		2 rigids



842302



Storage Capacity 8,228 in<sup>3</sup> – Maximum Load Per Drawer 120 lbs  
Steel gauge: Outside wall 20 ga, Inside wall 18 ga, Top 18 ga, Bottom 16 ga, Drawers 22 ga

### 27" x 18" 8 DRAWER ROLLER CABINET



PROD. NO.	MOD. NO.	8 Drawers				
842303	RC27-8B	Width	Depth	Height	Weight	Wheels
	Overall	27"	18-3/4"	42-3/8"	161 lbs	5" x 1-1/4"
	4 drawers	23"	16"	2"		2 swivels
	3 drawers	23"	16"	4-1/4"		2 rigids
	1 drawer	23"	16"	8-1/2"		



842303



Storage Capacity 11,560 in<sup>3</sup> – Maximum Load Per Drawer 120 lbs  
Steel gauge: Outside wall 20 ga, Inside wall 18 ga, Top 18 ga, Bottom 16 ga, Drawers 22 ga

### 41" x 18" 15 DRAWER ROLLER CABINET



PROD. NO.	MOD. NO.	15 Drawers				
842322	RC41-15BSL	Width	Depth	Height	Weight	Wheels
	Overall	41-1/2"	18-3/4"	42-3/8"	255 lbs	5" x 2"
	4 drawers	23"	16"	2"		2 swivels
	4 drawers	11"	16"	2"		2 rigids
	2 drawers	23"	16"	4-1/4"		
	2 drawers	11"	16"	4-1/4"		
	1 drawer	23"	16"	6-7/16"		
	1 drawer	11"	16"	6-7/16"		
	1 drawer	38"	16"	4-1/4"		



842322



Storage Capacity 15,623 in<sup>3</sup> – Maximum Load Per Drawer 120 lbs  
Steel gauge: Outside wall 20 ga, Inside wall 18 ga, Top 18 ga, Bottom 16 ga, Drawers 22 ga

### 41" x 24" 13 DRAWER ROLLER CABINET



PROD. NO.	MOD. NO.	13 Drawers				
842321	RC41-13B	Width	Depth	Height	Weight	Wheels
	Overall	41-1/2"	24-3/8"	43-5/8"	422 lbs	6" x 2"
	4 drawers	23"	22"	2"		2 swivels
	3 drawers	11"	22"	2"		2 rigids
	2 drawers	23"	22"	4-1/4"		
	1 drawer	11"	22"	4-1/4"		
	1 drawer	23"	22"	6-7/16"		
	1 drawer	11"	22"	13"		
	1 drawer	38"	22"	4-1/4"		



842321



Storage Capacity 20,938 in<sup>3</sup> – Maximum Load Per Drawer 120 lbs  
Steel gauge: Outside wall 20 ga, Inside wall 18 ga, Top 18 ga, Bottom 16 ga, Drawers 22 ga

## TOOL BOXES

### SHD SERIES INDUSTRIAL TOOL STORAGE

- Super Heavy Duty tool storage units for ultimate strength and long life
- Full width / full height triple channel wall construction for ultimate rigidity
- Cabinet frame reinforced with 14 gauge steel plates
- Top and bottom corners re-designed to better distribute stress
- Large diameter side handle for secure grip when moving heavy loads
- Position of handle lowered to decrease stress on top corners
- Huge 6" x 2" castors rated at 900 lbs each
- All drawers fitted with safety latch system, preventing drawers from opening while moving cabinet and chest
- Two pairs of ball bearing slides on each drawer (one pair on 2" high drawers)
- Each pair rated at 120 lbs capacity
- 54" model features galvanized steel work surface
- All models complete with drawer liners

### 41" x 24" 6 DRAWER ROLLER CABINET

PROD. NO.	MOD. NO.	6 Drawers				
842411	RC4106-SHD	Width	Depth	Height	Weight	Wheels
		Overall	41-1/2"	24-1/2"	42"	325 lbs 6" x 2"
		2 drawers	38"	22"	2"	2 swivels
		2 drawers	38"	22"	4-1/4"	2 rigids
		1 drawer	38"	22"	6-7/16"	
		1 drawer	38"	22"	8-1/2"	

Storage Capacity 21,583 cm<sup>3</sup>

Maximum Load Per Drawer: 2" – 120 lbs, 4-1/4" 240 lbs

Steel gauge: Outside wall 18 ga, Inside wall 18 ga, Top 16 ga, Bottom 16 ga, Drawers 18 ga, Reinforcement plates 14 ga

### 54" x 24" 12 DRAWER ROLLER CABINET

PROD. NO.	MOD. NO.	12 Drawers				
842425	RC5412-SHD	Width	Depth	Height	Weight	Wheels
		Overall	53-1/2"	24-1/2"	43"	487 lbs 6" x 2"
		1 drawer	50"	22"	4-1/4"	2 swivels
		2 drawers	23"	22"	2"	2 rigids
		4 drawers	23"	22"	3"	
		3 drawers	23"	22"	4-1/4"	
		1 drawer	23"	22"	6-7/16"	
		1 drawer	23"	22"	10-1/2"	

Storage Capacity 25,304 in<sup>3</sup> – Maximum Load Per Drawer: 2" and 3", 120 lbs, 4" and up 240 lbs

Steel gauge: Outside wall 18 ga, Inside wall 18 ga, Top 16 ga, Bottom 16 ga, Drawers 18 ga, Reinforcement plates 14 ga

**JET**  
EXCLUSIVE  
INDUSTRIAL



842411



**NEW**



842425



Safe-lock drawers



Large comfortable side handle



Huge 6" x 2" castors rated for 900 lbs each



Gas struts automatically lift lid



Double ball bearing slides rated for 240 lbs



# TOOL BOXES

## SHD SERIES INDUSTRIAL TOOL STORAGE

### 41" x 24" 5 DRAWER MECHANIC'S CHEST

PROD. NO.	MOD. NO.	5 Drawers			
842461	MC4105-SHD	Width	Depth	Height	Weight
	Overall	41-15/32"	24-15/32"	22-3/4"	231 lbs
	2 drawers	38"	22"	2"	
	1 drawer	38"	22"	4-1/4"	
	1 drawer	38"	22"	6-7/16"	
	Top storage	38"	22"	3"	

Storage Capacity 14,798 cm<sup>3</sup> – Maximum Load Per Drawer 2" – 120 lbs, 4" and up 240 lbs  
 Steel gauge: Outside wall 18 ga, Inside wall 18 ga, Lid 18 ga, Drawers 18 ga,

**JET**  
**EXCLUSIVE**  
**INDUSTRIAL**



842461



## HEAVY DUTY WORK CANOPIES

- Made of heavy duty 18 gauge steel
- Steel pegboard back and sides for hanging tools
- Allows use of cabinet top as a work surface or additional storage
- 3 knockouts allow power cords to pass through for lighting or power tools
- Hinged lid with gas shock assist stays open in use
- Uses standard pegboard hooks (not included)
- Lockable for added security
- Fits any 41" or 54" cabinet

## SHD SERIES LOCKABLE CANOPIES

PROD. NO.	MOD. NO.	Width	Depth	Height	Weight	Steel Gauge
842269	RCC41-SHD	41"	23-7/8"	18-1/4"	71 lbs	18 ga.
842279	RCC53-SHD	53"	24-3/8"	27-3/4"	104 lbs	18 ga.

**NEW**



842269





# TOOL BOXES

## SUMO™ SERIES TOOL STORAGE

- All new SUMO™ Series tool storage for professional applications
- Double wall steel construction with reinforced bottom channel on cabinets
- Ball bearing slides on all drawers
- Extruded aluminum drawer pulls
- Heavy duty castors
- Larger chests complete with gas struts for easy opening (42" and 56" only)
- All models complete with drawer liners



**NEW**



**842553**

### 27" x 18" 6 DRAWER MECHANIC'S CHEST

PROD. NO.	MOD. NO.	6 Drawers				Weight
		Width	Depth	Height	Weight	
<b>842553</b>	SMC2706	Overall	26"	17-7/8"	18-15/16"	38 lbs
		6 drawers	23"	16"	2"	

Storage Capacity 5,991 in<sup>3</sup> – Maximum Load Per Drawer: 75 lbs  
 Steel gauge: Outside wall 22 ga., Inside wall 20 ga., Lid 22 ga., Drawers 24 ga.

**NEW**

**842503**

### 27" x 18" 7 DRAWER ROLLER CABINET

PROD. NO.	MOD. NO.	7 Drawers					
		Width	Depth	Height	Weight	Wheels	
<b>842503</b>	SRC2707	Overall	27"	18-3/4"	35-5/8"	97 lbs	5" x 1-1/4"
		4 drawers	23"	16"	2"		2 swivels
		2 drawers	23"	16"	4-1/4"		2 rigids
		1 drawer	23"	16"	6-7/16"		

Storage Capacity 9,603 in<sup>3</sup> – Maximum Load Per Drawer: 75 lbs  
 Steel gauge: Outside wall 24 ga., Inside wall 18 ga., Top and bottom wall 20 ga., Drawers 24 ga.



**NEW**



**842563**

### 42" x 16" 10 DRAWER MECHANIC'S CHEST

PROD. NO.	MOD. NO.	10 Drawers				Weight
		Width	Depth	Height	Weight	
<b>842563</b>	SMC4210	Overall	40-7/8"	16"	19-1/4"	121 lbs
		3 drawers	22-1/2"	14"	1-3/4"	
		2 drawers	22-1/2"	14"	3-3/4"	
		3 drawers	12-1/8"	14"	1-3/4"	
		2 drawers	12-1/8"	14"	3-3/4"	

Storage Capacity 5,557 in<sup>3</sup> – Maximum Load Per Drawer: 100 lbs  
 Steel gauge: Outside wall 18 ga., Inside wall 20 ga., Lid 20 ga., Drawers 24 ga.

**NEW**

**842513**

### 42" x 18" 11 DRAWER ROLLER CABINET

PROD. NO.	MOD. NO.	11 Drawers					
		Width	Depth	Height	Weight	Wheels	
<b>842513</b>	SRC4211	Overall	41-1/2"	18"	39-7/8"	197 lbs	5" x 2"
		5 drawers	21-7/8"	15"	2-1/4"		2 swivels
		1 drawer	21-7/8"	15"	4-7/8"		2 rigids
		1 drawer	36-1/2"	15"	3-7/8"		
		2 drawers	12"	15"	2-1/4"		
		1 drawer	12"	15"	4-7/8"		
		1 drawer	12"	15"	7-1/2"		

Storage Capacity 10,641 in<sup>3</sup> – Maximum Load Per Drawer: 100 lbs  
 Steel gauge: Outside wall 18 ga., Inside wall 20 ga., Top 20 ga., Bottom 17 ga., Drawers 20 ga.

# TOOL BOXES

## SUMO™ SERIES TOOL STORAGE

### 56" x 24" 6 DRAWER MECHANIC'S CHEST

PROD. NO.	MOD. NO.	6 Drawers				
		Width	Depth	Height	Weight	
842573	SMC5606					
		Overall	55-1/2"	23-7/8"	19-1/8"	225 lbs
		2 drawers	34-5/8"	21-7/8"	1-5/8"	
		2 drawers	34-5/8"	21-7/8"	4-1/2"	
		1 drawers	15-3/8"	21-7/8"	3-5/8"	
		1 drawer	15-3/8"	21-7/8"	8-3/4"	

Storage Capacity 13,518 in<sup>3</sup> – Maximum Load Per Drawer: 120 lbs  
 Steel gauge: Outside wall 19 ga., Inside wall 19 ga., Lid 19 ga., Drawers 19-23 ga.

**NEW**

BALL BEARING SLIDES  
 ROLLMENT & GLIDES

842573

### 56" x 24" 10 DRAWER ROLLER CABINET

PROD. NO.	MOD. NO.	10 Drawers				Wheels
		Width	Depth	Height	Weight	
842523	SRC5610					
		Overall	56-3/8"	24"	39-1/2"	359 lbs 5" x 2"
		1 drawer	51-3/8"	20-15/16"	3-1/2"	4 swivels
		2 drawers	34-1/8"	20-15/16"	1-11/16"	2 rigids
		2 drawers	34-1/8"	20-15/16"	3-5/8"	
		1 drawer	34-1/8"	20-15/16"	4-1/4"	
		3 drawers	15"	20-15/16"	1-11/16"	
		1 drawer	15"	20-15/16"	11-1/8"	

Storage Capacity 21,575 in<sup>3</sup> – Maximum Load Per Drawer: 120 lbs  
 Steel gauge: Outside wall 19 ga., Inside wall 19 ga., Top 19 ga., Bottom 19 ga., Drawers 19-23 ga.

**NEW**

842523



## SUMO™ SERIES SIDE LOCKERS

- Tall side lockers offer storage for larger tools too high for regular drawers
- Full height design for use with cabinet and chest combinations
- Both lockers include 2 adjustable shelves
- 42" series locker includes one roller bearing drawer
- Designed for use with **SUMO™** Tool Storage units only

#### Side locker for SRC4211

PROD. NO.	MOD. NO.	Width	Depth	Height	Weight	
842542	SL4202					
		Overall	15-1/2"	18-1/4"	52"	72 lbs
		2 shelves	15-1/8"	16-3/4"	3/4"	
		1 drawer	11-1/8"	15-1/4"	2-3/8"	

#### Side locker for SRC5610

PROD. NO.	MOD. NO.	Width	Depth	Height	Weight	
842543	SL5602					
		Overall	15-1/2"	24"	51"	66 lbs
		2 shelves	14-7/8"	22-3/8"	5/8"	

**NEW**



842543

# TOOL BOXES

## METAL HAND TOOL BOXES

- Heavy gauge powder coated steel for durability
- Rust resistant plated buckles
- Pad lock or key lock

### 21" PRO TOOL BOX

PROD. NO.	MOD. NO.	Width	Depth	Height	Weight
<b>842104</b>	TB21				
	Overall	21"	8-3/4"	9"	11 lbs
	Tray	20-5/8"	8-1/4"	2"	

Storage Capacity 1,613 in<sup>3</sup>

### 26" PRO TOOL BOX

PROD. NO.	MOD. NO.	Width	Depth	Height	Weight
<b>842105</b>	TB26				
	Overall	26"	8-3/4"	9"	14 lbs
	Tray	25-5/16"	8-1/4"	2"	

Storage Capacity 1,980 in<sup>3</sup>

### 21" 3 DRAWER TOOL BOX


PROD. NO.	MOD. NO.	Width	Depth	Height	Weight
<b>842124</b>	TB21-3				
	Overall	21"	8-3/4"	12"	23 lbs
	2 Drawers	20"	8"	2"	
	1 Drawer	20"	8"	2-1/2"	

Storage Capacity 1,606 in<sup>3</sup>

### 21" 4 TRAY CANTILEVER TOOL BOX

PROD. NO.	MOD. NO.	Width	Depth	Height	Weight
<b>842134</b>	CTB21-4				
	Overall	21-1/4"	8-3/4"	12"	16 lbs
	4 Trays	19-3/4"	4-1/16"	5-1/16"	

Storage Capacity 1,971 in<sup>3</sup>





## TOOL BOXES

### MOBILE TOOL CART

- Ball bearing slides on all drawers
- Rear locking bars and key lock on lid for added security
- Heavy gauge steel construction
- Two secure side racks for vertical storage of long tools

PROD. NO.	MOD. NO.	3 Drawers			Weight	
		Width	Depth	Height		
842905	UC-333					
		Overall	33-3/4"	19-3/4"	32-1/4"	98 lbs
		2 Drawers	12"	17-1/2"	3"	
		1 Drawer	25-1/2"	17-1/2"	3"	



## TOOL BOX ACCESSORIES

### PRO SERIES 8 DRAWER SIDE CABINET

PROD. NO.	MOD. NO.	8 Drawers			Weight	
		Width	Depth	Height		
842242	SC15-8					
		Overall	15"	18-3/4"	37-1/16"	92 lbs
		4 drawers	11"	16"	2"	
		3 drawers	11"	16"	4-1/4"	
		1 drawer	11"	16"	8-1/2"	

Storage Capacity 5,037 in<sup>3</sup> – Maximum Load Per Drawer 75 lbs (for RC27-11)



SC15-8 fits RC27-11 Roller Cabinet

### PRO SERIES SIDE TRAY

PROD. NO.	MOD. NO.	Width	Depth	
				842291
		Overall	18"	14"

### PRO SERIES DRAWER DIVIDERS

PROD. NO.	MOD. NO.	Pieces (total)	Width	Depth
842294	D16-2	2	16"	2"
842295	D16-4	4	16"	1"

### PRO SERIES DRAWER LINERS

PROD. NO.	MOD. NO.	Pieces	
			842181
		Overall	5



842291

## HEAVY DUTY BENCH GRINDERS



240153



### 240153 BGC-6 / 240154 BGC-8

- Heavy duty construction for maximum service life
- CSA electrics for safety and reliability
- All ball bearing construction
- Steel wheel covers with rear dust exhaust ports
- Easy to adjust steel tool rests
- Eye shields and spark guards for operator safety
- Rubber feet on base for reduced vibration
- Includes coarse and medium grinding wheels

**Many competitors overrate their bench grinders. Our JET grinders are true heavy duty grinders.**

PROD. NO. MOD. NO.	240153 BGC-6	240154 BGC-8
Motor	1/3HP, 1Ph, 115V	1/2HP, 1Ph, 115V
Amperage	3.5, 60Hz	5, 60Hz
R.P.M.	3,450	3,600
Arbor Size	1/2"	5/8"
Wheel Size	6" x 3/4" x 1/2"	8" x 1" x 5/8"
Net Weight (approx.)	26 lbs	39 lbs
Shipping Weight (approx.)	28 lbs	42 lbs

## OPTIONAL ACCESSORIES

### GENERAL PURPOSE GRINDING WHEELS

PROD. NO.	MOD. NO.	Size	Maximum Grit	R.P.M.
522163	A675C	6" x 3/4" x 1"	36	4,138
522164	A675M	6" x 3/4" x 1"	46	4,138
522165	A675F	6" x 3/4" x 1"	60	4,138
522173	A610C	6" x 1" x 1"	36	4,138
522174	A610M	6" x 1" x 1"	46	4,138
522175	A610F	6" x 1" x 1"	60	4,138
522176	A610EF	6" x 1" x 1"	80	4,138
522263	A875C	8" x 3/4" x 1"	36	3,600
522264	A875M	8" x 3/4" x 1"	46	3,600
522265	A875F	8" x 3/4" x 1"	60	3,600
522273	A810C	8" x 1" x 1"	36	3,600
522274	A810M	8" x 1" x 1"	46	3,600
522275	A810F	8" x 1" x 1"	60	3,600

80 Grit = Extra Fine    36 Grit = Coarse    46 Grit = Medium    60 Grit = Fine



522263



550125

### JET™ PREMIUM WIRE WHEELS

PROD. NO.	MOD. NO.	Min Face Dia.	Centre Width	Centre Hole	Maximum R.P.M.	Wire Dia. & Type
550121	101F-2M	6"	7/8"	1/2" - 5/8" - 2"	6,000	.014" M
550123	101F-2F	6"	7/8"	1/2" - 5/8" - 2"	6,000	.007" F
550124	101F-3C	6"	1"	1/2" - 5/8" - 2"	6,000	.020" C
550125	101F-3M	6"	1"	1/2" - 5/8" - 2"	6,000	.014" M
550141	101G-2C	8"	7/8"	1/2" - 5/8" - 2"	4,500	.020" C
550142	101G-2M	8"	7/8"	1/2" - 5/8" - 2"	4,500	.014" M
550143	101G-2F	8"	7/8"	1/2" - 5/8" - 2"	4,500	.007" F

F = Fine    M = Medium    C = Coarse

JET carries a full range of abrasives, wire wheels and cutting tools. Please consult our *Abrasives* catalogue or visit our website at [www.jetequipment.com](http://www.jetequipment.com)



# HORIZONTAL / VERTICAL METAL CUTTING BANDSAWS

## 4" x 6"

**222326** JHVB-46

- Sturdy cast iron saw frame and base
- 1/3 HP motor shuts off automatically when the workpiece is cut through
- Three speeds permit cutting of most materials including metal, plastic and wood
- Designed for horizontal and vertical cutting
- Vise permits mitre cuts to 45° and features a scale for accuracy
- Two wheels and handle permit easy movement
- Convenient shelf mounts under base

**Standard Equipment:** blade; stand; wheels; shelf; vertical work table; material stop; vise

**PROD. NO.** 222326  
**MOD. NO.** JHVB-46

Capacity	90°	4-1/2" ●	4" x 6" ■
Blade Size		1/2" x 0.025" x 64-1/2"	
Vertical Work Table		7" x 8"	
Vise Tilts		45°	
Blade Speeds (SFPM)		80, 120, 220	
Motor		1/3 HP, 1Ph, 115 Volt, 1,725 RPM	
Shipping Dimensions		40-1/2" x 12-3/4" x 15-3/4"	
Net Weight (approx.)		134 lbs	
Shipping Weight (approx.)		140 lbs	



## 7" x 12"

**222332** JHVG-712

- Heavy duty cast iron construction for accuracy and durability
- Three speed gear box replaces less efficient belt drive systems found on most comparable machines
- Horizontal cutting feed rate controlled by a fully adjustable hydraulic ram
- Coolant delivery system provides fast cutting while extending the service life of the blade and the saw
- Quiet cutting, rated within 70 decibels
- Easy cleaning with removable filter screen
- Automatic shut-off system stops the machine when the stock is cut through
- Quick action vise adjusts from 90° to 45° for mitre cutting
- Cuts up to 7" round stock and up to 7" by 12" rectangular stock
- Full 1HP, single phase motor
- Complete with four wheels for mobility

**Standard Equipment:** blade; coolant system; material stop system; 4 wheels; vertical work table; enclosed stand; blade chip brush; quick action vise

**PROD. NO.** 222332  
**MOD. NO.** JHVG-712

Capacity	90°	7" ●	7" x 12" ■
	45°	4" ●	5" x 6" ■
Throat Depth		7"	
Blade Size		3/4" x 0.032" x 93"	
Vertical Work Table		9-1/2" x 10"	
Vise Tilts		45°	
Blade Speeds (SFPM)		125, 215, 270	
Floor Space Required		49-1/2" x 17-1/2"	
Motor		1 HP, 1Ph, 115/230 Volt Pre-wired 115V; 1,720 RPM	
Shipping Dimensions		51" x 18" x 40"	
Net Weight (approx.)		318 lbs	
Shipping Weight (approx.)		345 lbs	



# HORIZONTAL METAL CUTTING BANDSAWS

## 9" x 16"

### 222335 JHBS-916

- Designed for industrial use, this saw features a heavy duty steel and cast iron saw frame
- One piece cast iron saw bed
- Enclosed base, welded for strength
- Precision cast 13" blade wheels
- Coolant system includes: pump and reservoir; fully adjustable delivery nozzles at front and rear blade guides; coolant pick-up port in the drive wheel housing; quick-check gauge for coolant level
- Removable chip tray for ease of cleaning
- Totally enclosed 1-1/2HP fan cooled motor with 24 volt controls
- Four speed belt drive system
- Hydraulically controlled feed rate with micro adjust switch
- Automatic shut-off limit switch
- Blade guide system consists of ball bearing thrust roller, ball bearing blade guides and tungsten carbide slides
- Moveable left blade guide arm adjusts from 16" to 7" capacity
- Quick set vise adjusts for 90° to 45° angle cuts
- Material stop with 24" capacity
- Each machine factory tested and set

**Standard Equipment:** variable pitch blade; blade chip brush; coolant system; tool kit; quick set vise and material stop

**PROD. NO.** 222335  
**MOD. NO.** JHBS-916

Capacity	90°	9" ●	4" x 16" - 9" X 12" ■
	45°	6-1/2" ●	9" X 6-1/8" ■
Throat Depth	9"		
Vise Swivels	45°		
Blade Size	1" x 0.032 x 119-1/2"		
Wheel Diameter	13"		
Blade Wheel Speed (SFPM)	82, 132, 170, 235		
Bed Height	25"		
Floor Space Required	65" x 28"		
Motor (TEFC)	1-1/2HP, 1PH, 230V complete with 24V control panel		
Net Weight (approx.)	627 lbs		
Shipping Weight (approx.)	704 lbs		





# HIGH AIR FLOW WOODWORKING DUST COLLECTOR

## 252926 JDC-830

- Industrial quality motor and construction to effectively handle the collection of wood chips and sawdust
- Single-stage design allows economical, quiet operation and easy cleaning
- Four casters stabilize each model and allow total mobility
- Industrial controls are designed for years of trouble-free operation
- Powerful, single phase motors are permanently lubricated, totally enclosed, fan-cooled and are continuous-duty rated
- Features welded and sealed joints throughout
- Improved metal impellers are precision balanced and run on long lasting bearings extending tool life
- Super high air flow volumes keep your air cleaner and safer than competing brands
- Higher static pressure ratings and velocity capacities
- Bigger bags offer more capacity and better filtration. Top bag is rated at 20 microns, bottom bag is rated at 30 microns, offering optimum air flow efficiency; bottom bags offer see-through window
- Long lasting steel straps ensure secure bags
- Standard Equipment: 20 micron filter bag; 30 micron collector bag; wheel casters; steel straps to secure bags; connecting hose not included.
  - JDC-830: Single (4") hose connection

### Specifications

Blower Wheel (Diameter)	10"
Sound Rating @ 3ft. (dB)	60-70
Diameter of Hose Connections	1 Hose 4" • 2 Hose 4"
Bag Diameter	14-1/2"
Bag Length	24-1/4"
Filter Bag (top bag)	20 micron
Collector Bag (bottom bag)	30 micron
Collector Bag Capacity complete with see-through panel:	20 USG
Air Flow @ 4" (CFM)	830
Static Pressure (Inch of Water)	7.2
Velocity @ 4" (FPM)	9,446
Overall Dimensions (L x W x H)	31-1/2" x 16-1/2" x 61"
4 Casters	
Motor continuous duty rated (TEFC) 1HP 1Ph, 115/230V	Pre-wired 115V
Net Weight (approximately)	55 lbs
Shipping Weight (approximately)	63 lbs

### Optional Accessories

<b>912805</b> FB830	Filter Bag
<b>912807</b> CB830	Collector Bag



## 13-1/2" DRILL PRESSES

- Powerful 3/4 horse power motor
- 16 speed capability allows for a broad assortment of drilling applications
- Safety on/off switch with removable lock-out key
- Fully hinged belt and pulley cover and fully adjustable motor mount permit fast changes of spindle speed
- Worktable with quick release clamp rotates and tilts to 45° right and left
- Slots in worktable and base permit easy clamping of the work piece
- Positive depth setting mechanism uses a threaded rod and two lock nuts for accuracy
- Built-in work lamp with separate switch (bulb not included)

**Standard Equipment:** Drill chuck and key



200225



200275



PROD. NO. MOD. NO.	200225 JDP-13	200275 JDP-13F
Swing	13-1/4"	13-1/4"
Type	Bench Top	Floor Model
Chuck Size	5/8"	5/8"
Drilling Capacity	5/8"	5/8"
Spindle Travel	3-1/8"	3-1/8"
Spindle Distance to Base	24"	48-3/4"
Spindle Distance to Table (Maximum)	17-1/2"	31-1/2"
Table Size (Diameter)	11-3/8"	11-3/8"
Table Tilt (Right and Left)	0° - 45°	0° - 45°
Spindle Taper	MT2	MT2
Column Diameter	2-7/8"	2-7/8"
Number of Spindle Speeds	16	16
Range of Spindle Speeds	195-3,500 RPM	195-3,500 RPM
Overall Height	38-1/2"	61-5/8"
Base size	10" x 16-1/2"	10" x 16-1/2"
Motor	3/4HP, 1PH, 115/230V	3/4HP, 1PH, 115/230V
	5.2/2.6 Amps	5.2/2.6 Amps
	Pre-wired 115V	Pre-wired 115V
Net Weight (approx.)	94 lbs	107 lbs
Shipping Weight (approx.)	99 lbs	112 lbs

# 17" INDUSTRIAL DRILL PRESS

## 200278 JDP-17F

- Powerful 1 horse power motor
- Full 17" swing for easy drilling of larger work pieces
- 16 speed capability allows for a broad assortment of drilling applications
- Safety on/off switch with removable lock key
- Fully hinged belt and pulley cover and quick adjust motor mount permit fast changes of spindle speed
- Worktable with quick release clamp rotates and tilts to 45° right and left
- Slots in worktable and base permit easy clamping of the work piece
- Positive depth setting mechanism uses a threaded rod and two lock nuts for accuracy
- Built-in work lamp with separate switch (bulb not included)

**Standard Equipment:** Drill chuck and key

### Specifications

Swing	17"
Type	Floor Model
Chuck Size	5/8"
Drilling Capacity	5/8"
Spindle Travel	3-1/4"
Spindle Distance to Base	48-3/8"
Spindle Distance to Table (Maximum)	28"
Table Size (Diameter)	13-3/4"
Table Tilt (Right and Left)	0° - 45°
Spindle Taper	MT2
Column Diameter	3-1/8"
Number of Spindle Speeds	16
Range of Spindle Speeds	220-3,380 RPM
Overall Height	64-1/2"
Base size	12" x 19-3/4"
Motor	1HP, 1Ph, 115/230V 8.5/4.25 Amps, Pre-wired 115V
Net Weight (approx.)	176 lbs
Shipping Weight (approx.)	184 lbs




## OPTIONAL ACCESSORIES

### PROFESSIONAL DRILL PRESS VISE

- Accurately ground base and slides
- Uni-grip mechanism allows powerful clamping force with minimal effort
- Eliminates need for crossbars or drop away handles
- Replaceable jaws hold round objects with ease

PROD. NO.	MOD. NO.	Jaw Width	Maximum Opening	Jaw Depth
321124	DPV-4U	4"	3-1/2"	1-3/16"



## 22" INDUSTRIAL DRILL PRESS

### 200357 JDP-22F

- Powerful 1-1/2 horse power motor
- Full 22" swing for easy drilling of larger work pieces
- 12 speed capability allows for a broad assortment of drilling applications
- Safety on/off switch with removable lock key
- Fully hinged belt and pulley cover and quick adjust motor mount permit fast changes of spindle speed
- Worktable with quick release clamp rotates and tilts to 45° right and left
- Slots in worktable and base permit easy clamping of the work piece
- Positive depth setting mechanism uses a threaded rod and two lock nuts for accuracy
- Built-in work lamp with separate switch (use outdoor rated bulb, not included)

**Standard Equipment:** Drill chuck and key

### Specifications

Swing	22"
Type	Floor Model
Chuck Size	3/4"
Drilling Capacity	1-1/4"
Spindle Travel	4-1/2"
Spindle Distance to Base	49"
Spindle Distance to Table (Maximum)	29"
Table Size	16-1/2" x 18-3/4"
Table Tilt (Right and Left)	0° - 45°
Spindle Taper	MT3
Column Diameter	3-5/8"
Number of Spindle Speeds	12
Range of Spindle Speeds	180-4,200 RPM
Overall Height	69-1/4"
Base size	19-5/8" x 22-1/2"
Motor	1.5HP, 1Ph, 115/230V 10.0/5.0 Amps, Pre-wired 115V
Net Weight (approx.)	353 lbs
Shipping Weight (approx.)	373 lbs

See page 153 for optional Drill Press Vise





# DISPLAY MERCHANDISERS

## SOCKET ACCESSORIES

890430 JSADB-35



## 1/4", 3/8", & 1/2" S.A.E. SOCKETS

890181 JSSDB-60



## 1/4", 3/8", & 1/2" METRIC SOCKETS

890182 JSMDB-69



## ELECTRICAL TOOLS

890442 JETDB-20

**NEW**



## 3/4" DR. SOCKET & ACCESSORIES

890195 JLSDB-31

**NEW**



## 12 POINT SOCKETS

890444 JSDB-78

**NEW**



## BOLT CUTTERS

890175 JBCDB-8



## PIPE CUTTERS

890447 JPCDB-15

**NEW**



## AVIATION SNIPS

890446 JASDB-18

**NEW**



# DISPLAY MERCHANDISERS

## PRO-SERIES CR-NI PLIERS

890422 JPLDB-20



## PLIERS

890179 JPLD-25



## LOCKING PLIERS

890427 JLPDB-22



## FULLY POLISHED LONG COMBINATION WRENCHES

890407 JLCWDB-51



## COMBINATION WRENCHES

890177 JCWDB-55



## ADJUSTABLE WRENCHES

890174 JAWDB-18

**NEW**



## RATCHETING COMBINATION WRENCHES

890426 JRCWDB-25



## 1/2" DR. POWER SOCKETS

890187 JPSDB-58



## 3/4" DR. POWER SOCKETS

890406 JPSDB-3432





# DISPLAY MERCHANDISERS

## PUNCHES & CHISELS

890445 PCDB-87

**NEW**



## HEX TOOLS

890428 JHTDB -15



## HEX KEYS

890429 JHKDB-24



## INDUSTRIAL SCREWDRIVERS

890171 SDDB-54



## TORQUE-DRIVE™ SCREWDRIVERS

890172 SDDB-30



## NUT DRIVERS

890173 NDDB-21



## TORQUE-DRIVE™ PLUS SCREWDRIVERS

890636 JSDB-60



## TORQUE-DRIVE™ PLUS NUT DRIVERS

890637 JNDB-42



## STAPLERS & TACKERS

890443 JSTDB-33

**NEW**



# DISPLAY MERCHANDISERS

**CLAMPS**  
890648 JCDR-48

**NEW**



**LUBRICATION EQUIPMENT**  
890434 JLED-100



**SLEDGE HAMMERS**  
890694 SHDR-1





# REPLACEMENT WEAR PARTS

For the most part, JET Hand Tools carry a lifetime warranty. However, the following JET hand tools have wear parts that are not covered under warranty. The moving parts found on these products can wear out through normal use and can easily be replaced by purchasing and installing the repair kits indicated below.

## FLEX BARS

- The swivel drive ends on these units are designed to fail before the chrome drive holder breaks under extreme use
- The drive end is easily replaced by removing the drive end screw and broken drive end and installing the replacement drive end and screw

PROD. NO.	MOD. NO.	Drive	Repair Kit
672902	SA1201	1/2"	900218
672903	SA1202	1/2"	900218
672918	SA1213	1/2"	900219
673909	SA7508	3/4"	900230



672902

## RATCHETS

- Like all makes of ratchets, JET ratcheting mechanisms will wear with extensive use or break when extreme pressure or abuse is applied
- JET ratchet repair kits are available for all ratchet models and are available for purchase and easily installed by your JET hand tool distributor

## RH ECONOMY SERIES

PROD. NO.	MOD. NO.	Drive	Repair Kit
670901	RH-25	1/4"	900202
671901	RH-38	3/8"	900203
672901	RH-50	1/2"	900204
673901	RH-75	3/4"	900205
674901	RH-100	1"	900210



670901

## RHQ SERIES

PROD. NO.	MOD. NO.	Drive	Repair Kit
670926A	RHQ-14	1/4"	900235
670928	RHQ-14L	1/4"	900235
670929	RHQ-14F	1/4" (Flex)	900235
671926	RHQ-38	3/8"	900213
671926A	RHQ-38	3/8"	900236
671942	RHQ-38FS	3/8" (Flex)	900253
671943	RHQ-38F2	3/8" (Flex)	900253
671945	RHQ-38L	3/8"	900236
672926	RHQ-12	1/2"	900214
672926A	RHQ-12	1/2"	900237
672926B	RHQ-12	1/2"	900239
672927	RHQ-12L	1/2"	900237
672927B	RHQ-12L	1/2"	900239
672929	RHQ-12F	1/2" (Flex)	900259
673922	RHQ-34	3/4"	900215



670926



672927

# REPLACEMENT WEAR PARTS

## RHD SUPER DUTY SERIES

PROD. NO.	MOD. NO.	Drive	Repair Kit
673923	RHD-3400	3/4"	900240
674906	RHD-1036	1"	900241

## RH SERIES

PROD. NO.	MOD. NO.	Drive	Repair Kit
670920	RH-1400	1/4"	900206
671920	RH3800	3/8"	900207
672920	RH-1200	1/2"	900208
673921	ORH-340	3/4"	900209
673921	ORH-340	3/4"	900221 (Anvil only*)

\*Anvils are not normally required and are available separately for your convenience.

## HT72 - 72 TOOTH TWIN PAWL SERIES

PROD. NO.	MOD. NO.	Drive	Repair Kit
670927	HT-1472	1/4"	900225
671928	HT-3872	3/8"	900226
672928	HT-1272	1/2"	900227
673924	HT-3472	3/4"	900228

## MHR SERIES - 60 TOOTH MINI HEAD

PROD. NO.	MOD. NO.	Drive	Repair Kit
671941	MHR-3860	3/8"	900252

## SR3872 - 72 TOOTH STUBBY

PROD. NO.	MOD. NO.	Drive	Repair Kit
671940	SR3872	3/8"	900251
671940B	SR3872	3/8"	900251

## HSR 3800 ROTATING HEAD RATCHET

PROD. NO.	MOD. NO.	Drive	Head Repair Kit	Handle Repair Kit
671944	HSR-3800	3/8"	900257	900258



672920



672927



671941

# REPLACEMENT WEAR PARTS

## TORQUE WRENCHES

PROD. NO.	MOD. NO.	Drive	Repair Kit
718902	JTW-1425	1/4"	PDN-JTW1425-RK
718903	JMTW-1425	1/4"	PDN-JMTW1425RK
718906	JMTW-3800	3/8"	PUT-JMTW3800
718906	JMTW-3800A	3/8"	PUT-JMTW3800A
718908	JTW-3880	3/8"	PDN-JTW3880-RK
718909	JMTW-3875	3/8"	PDN-JMTW3875-RK
718909	JMTW-3875HD	3/8"	PDN-JMTW3875A-RK
718861 – 865	Tire torque wrenches	1/2"	PDN-JTTW-RK
718911	JTW-12150	1/2"	PDN-JTW12150-RK
718912	JTW-12250	1/2"	PDN-JTW12250-RK
718913	JMTW-12150	1/2"	PDN-JMTW12250-RK
718913	JMTW-12150HD	1/2"	PDN-JMTW12250A-RK
718914	JMTW-12250 (black handle)	1/2"	PDN-JMTW12250-RK
718914	JMTW-12250 (red handle)	1/2"	PDN-JTW12250-RK
718914	JMTW-12250HD (go through plug)	1/2"	PDN-JMTW12250A-RK
718933	JPTW-38100	3/8"	PDN-JPTW38100-RK
718935	JPTW-12150	1/2"	PDN-JPTW12150-RK
718936	JPTW-12250	1/2"	PDN-JPTW12250-RK
719069	JMTW-5250	1/2"	PUT-JMTW5250
719069	JMTW-5250A	1/2"	PUT-JMTW5250A
718916	JMTW-7500	3/4"	PUT-JMTW7500
718917	JTW-34300	3/4"	PDN-JTW34600-RK
718918	JTW-34600	3/4"	PDN-JTW34600-RK
718922	JTW-10700	1"	PDN-JTW10700-RK



## PIPE WRENCHES – HD & AL SERIES

Jaw Size	Hook Jaw	Knurls	Heel Jaw	Springs
8"	PMZ-1020802	PMZ-1020804	PMZ-1020815	PMZ-1020813
10"	PMZ-1021002	PMZ-1021004	PMZ-1021015	PMZ-1021013
12"	PMZ-1021202	PMZ-1021204	PMZ-1021215	PMZ-1021213
14"	PMZ-1021402	PMZ-1021404	PMZ-1021415	PMZ-1021413
18"	PMZ-1021802	PMZ-1021804	PMZ-1021815	PMZ-1021813
24"	PMZ-1022402	PMZ-1022404	PMZ-1022415	PMZ-1022413
36"	PMZ-1023602	PMZ-1023604	PMZ-1023615	PMZ-1023613
48"	PMZ-1044802	PMZ-1044804	PMZ-1044815	PMZ-1044813

## PIPE WRENCHES – PW AND PWA SERIES

Jaw Size	Hook Jaw	Knurls	Heel Jaw	Springs
8"	PDN-PW8HJ	PDN-PW8NT	PDN-PW8HJP	PDN-PW8SF
10"	PDN-PW10HJ	PDN-PW10NT	PDN-PW10HJP	PDN-PW10SF
12"	PDN-PW12HJ	PDN-PW12NT	PDN-PW12HJP	PDN-PW12SF
14"	PDN-PW14HJ	PDN-PW14NT	PDN-PW14HJP	PDN-PW14SF
18"	PDN-PW18HJ	PDN-PW18NT	PDN-PW18HJP	PDN-PW18SF
24"	PDN-PW24HJ	PDN-PW24NT	PDN-PW24HJP	PDN-PW24SF
36"	PDN-PW36HJ	PDN-PW36NT	PDN-PW36HJP	PDN-PW36SF
48"	PDN-PW48HJ	PDN-PW48NT	PDN-PW48HJP	PDN-PW48SF



# WARRANTY POLICY

## JET™ EQUIPMENT & TOOLS LTD.

All JET branded Hand Tool products are manufactured to the highest standards and are guaranteed against defects in workmanship and materials when the tool is used for the purpose for which it was designed. Any JET tool that fails during normal use and within the specified warranty period stated below, will be repaired or replaced, at JET's discretion, at no charge to the customer. This warranty is void if there is evidence of misuse, abuse, alteration or normal wear and tear. No claims for damages of any type will be considered and all product is sold with this specific understanding.

Defective moving parts of products such as ratchets, universal joints, flex bars and torque wrenches will be replaced at no charge by JET. Normal wear and tear of these moving parts can be repaired by purchasing the appropriate replacement kit.

### Lifetime Warranty Replacement of Defective Product

Adjustable Wrenches**	Hammers (heads only)
Aviation Snips	Hex Key Wrenches
Bolt Cutters (handles only)	Nut Drivers
Chrome Sockets & Accessories*	Pipe Wrenches**
Clamps****	Pliers
Combination Wrenches**	Power Sockets & Accessories
Construction Measuring Tools*****	Punches and Chisels
Crowfoot Wrenches	Ratchet Bodies & Wear Parts**
Flare Nut Wrenches**	Screwdrivers****
Flex Bars**	Tool Boxes*****
Gear Pullers*****	Vises****

- \* Rounded drive corners void warranty
- \*\* Snipe or hammer marks void warranty
- \*\*\* Hammer marks or bent shafts void warranty
- \*\*\*\* Bent or broken handles void warranty
- \*\*\*\*\* Evidence of drawer overload voids warranty
- \*\*\*\*\* Bent, broken or torn blades voids warranty
- \*\*\*\*\* Rounded drive corners or stripped threads void warranty

### 2 Year Warranty Replacement of Defective Product

Torque Wrenches

Calibration is not covered by warranty.

Dropping or striking against hard objects, use for removing fasteners, or failure to return wrench to lowest setting can all contribute to loss of accuracy and is not a fault of the tool.

### 1 Year Warranty Replacement of Defective Product

Hose Reels

Lubricating Equipment (Normal wear and tear on moving parts, seals and hoses excluded)

Torque Multipliers

Precision Measuring Tools

Electrical Test Equipment

Thermometers

### Repairable Wear Parts

Flex Bar Swivels, Ratchet Repair Kits, Torque Wrench Ratchet Repair Kits, Pipe Wrench Jaws, Springs and Knurls, Bolt Cutter Heads, Bench Vise (Excluding casting).

**Note:** Specifically excluded from this guarantee are reducing adaptors, hacksaw blades, thin wall power sockets, and plastic components of mag wheel power sockets.

### 2 Year Limited Warranty

Machinery

### Warranty Procedure

Any JET hand tool product for which there is a warranty claim should be returned prepaid to an authorized JET hand tool distributor or service centre along with proof of purchase and an explanation of the defect.





# ALPHABETICAL INDEX

**A**

Adaptors – Chrome.....	23
Adaptors – Power.....	41
Adjustable Wrenches.....	44 - 45
Aviation Snips.....	82
Axes.....	88

**B**

Ball Pein Hammers.....	88 - 89
Bandsaws.....	149 - 150
Bearing Separators.....	124
Bench Grinders.....	148
Bolt / Rod Cutters.....	95
Bars – Construction.....	94 - 95

**C**

Chisels and Punches.....	90 - 92
Chisel Scrapers.....	85
Clamps.....	116 - 121
Crow Bars.....	95

**D**

Dead Blow Hammers.....	87
Digging Bars.....	95
Display Merchandisers.....	155 - 158
Drill Presses.....	152 - 154

**E**

Extension Bars – Chrome.....	25
Extension Bars – Power.....	41

**F**

Fencing Tool.....	83
Flare Nut Wrenches.....	45
Flashlights.....	114 - 115
Flex Bars.....	24
Fluid Transfer Equipment.....	133

**G**

Gloves.....	136
Goggles.....	136
Grease Guns and Accessories.....	126 - 132

**H**

Hacksaws and Blades.....	135
Hammers.....	87 - 89
Hammer Tackers.....	100
Hand Crank Hose Reels.....	134
Hex Key Wrenches.....	64 - 68
Hook or Pin Spanner Wrenches.....	53
Hose Reels – Spring Rewind.....	134

**L**

Letter Stamps.....	89
Levels.....	98
Lubricating Equipment.....	126 - 132

**M**

Mauls.....	88
Measuring Tools – Construction.....	96 - 99
Measuring Tools – Electronic.....	109 - 113
Measuring Tools – Precision.....	101 - 108

**N**

Nail Puller.....	94
Number Stamps.....	89
Numerical Index.....	164 - 168
Nut Drivers.....	75

**P**

Pick, Hook and Scraper Sets.....	84
Pinch Bars.....	94

**P (continued)**

Pipe Cutters.....	61 - 62
Pipe Tools.....	63
Pipe Wrenches.....	60
Pliers and Cutters.....	76 - 81
Pliers – Locking.....	77
Plumb Bob.....	99
Power Socket Accessories.....	41
Power Socket Sets.....	32 - 39
Power Socket Sets – Hex and Torx® Bit.....	31
Power Sockets Open Stock Hex and Torx®.....	43
Power Sockets Open Stock Metric.....	43
Power Sockets Open Stock S.A.E.....	42
Power Sockets – Truck Tire.....	40
Pry Bars.....	85
Puller Sets – Specialty.....	125
Pullers – Gear.....	124
Punches and Chisels.....	90 - 92

**R**

Ratchets.....	26 - 29
Ratcheting Combination Wrenches.....	46 - 47
Replacement Wear Parts.....	159 - 161
Rivet Tools.....	123

**S**

Scrapers.....	84
Screwdriver – Torque.....	55
Screwdrivers.....	69 - 74
Screwdrivers – Specialty.....	74
Sledge Hammers.....	88 - 89
Socket Accessories.....	23 - 25
Socket Sets Hex Bit.....	18
Socket Sets Torx® Bit.....	19
Socket Wrench Sets.....	8 - 17
Sockets Open Stock Hex and Torx® Bit.....	22
Sockets Open Stock Metric Chrome.....	21
Sockets Open Stock S.A.E. Chrome.....	20
Squares.....	97
Stamps.....	89
Staple and Nail Guns.....	100
Staples.....	99
Striking Tools – Hammers and Axes.....	87 - 89
Striking Tools – Punches and Chisels.....	90 - 92
Striking Wrenches.....	52
Structure Wrenches.....	53

**T**

Tin Snips.....	82
Tire Torque Wrenches.....	55
Tool Box Accessories.....	147
Tool Boxes.....	137 - 147
Torque Multiplier Kits.....	58
Torque Wrenches.....	54 - 57

**V**

Vises.....	122
------------	-----

**W**

Warranty Policy.....	162
Wire Strippers / Cutters.....	83
Woodworking Dust Collector.....	151
Wrecking Bars.....	94
Wrenches – Adjustable.....	44 - 45
Wrenches – Combination.....	48 - 51
Wrenches – Crowfoot.....	53
Wrenches – Flare Nut.....	45
Wrenches – Hex and Torx®.....	64 - 68
Wrenches – Hook or Pin Spanner.....	53
Wrenches – Pipe.....	60
Wrenches – Ratcheting Combination.....	46 - 47
Wrenches – Striking.....	52
Wrenches – Stubby.....	49
Wrenches – Structural.....	53
Wrenches – Torque.....	54 - 57

# NUMERICAL INDEX

200225.....	152	350152.....	126	390252.....	119	522265.....	148	610331.....	31, 33	670512.....	21
200275.....	152	350155.....	126	390254.....	119	522273.....	148	610333.....	31, 33	670602.....	21
200278.....	153	350157.....	127	390272.....	118	522274.....	148	610338.....	35	670604.....	21
200357.....	154	350158.....	129	390273.....	118	522275.....	148	610339.....	35	670606.....	21
222326.....	149	350161.....	127	390274.....	118	550121.....	148	610340.....	31, 33	670607.....	21
222332.....	149	350171.....	127	390275.....	118	550123.....	148	610341.....	36	670608.....	21
222335.....	150	350173.....	127	390289.....	119	550125.....	148	610343.....	36	670609.....	21
240153.....	148	350181.....	128	390290.....	119	550141.....	148	610382.....	32	670610.....	21
240154.....	148	350182.....	128	390291.....	119	550142.....	148	610388.....	32	670611.....	21
252926.....	151	350185.....	128	390292.....	119	550143.....	148	610391.....	33	670612.....	21
310006.....	111	350201.....	128	390293.....	119	566231.....	135	610401.....	37	670702.....	21
310008.....	111	350202.....	128	390294.....	119	566232.....	135	610402.....	38	670704.....	21
310016.....	110	350203.....	131	390295.....	119	566233.....	135	610403.....	37	670706.....	21
310018.....	110	350204.....	131	390296.....	119	600115.....	9	610404.....	37	670707.....	21
310021.....	112	350205.....	131	390297.....	119	600125.....	9	610406.....	38	670708.....	21
310022.....	112	350206.....	131	390298.....	119	600126.....	9	610409.....	37	670709.....	21
310023.....	112	350207.....	131	390299.....	119	600223.....	10	610410.....	38	670710.....	21
310031.....	113	350208.....	130	390302.....	119	600226.....	10	610411.....	31, 38	670711.....	21
310041.....	113	350209.....	130	390303.....	119	600229.....	10	610421.....	31, 38	670712.....	21
310091.....	113	350210.....	130	390304.....	119	600234.....	10	610501.....	39	670802.....	21
310102.....	103	350211.....	130	390305.....	119	600241.....	11	610503.....	39	670804.....	21
310103.....	103	350212.....	130	390411.....	120	600242.....	11	610504.....	39	670806.....	21
310104.....	103	350213.....	130	390412.....	120	600323.....	12	610505.....	39	670807.....	21
310105.....	103	350214.....	128	390413.....	120	600326.....	12	610506.....	39	670808.....	21
310122.....	103	350251.....	132	390414.....	120	600331.....	12	610508.....	39	670809.....	21
310123.....	103	350252.....	132	390422.....	120	600341.....	13	610509.....	39	670810.....	21
310131.....	102	350253.....	132	390423.....	120	600402.....	14	610515.....	40	670811.....	21
310132.....	102	350254.....	132	390425.....	120	600406.....	14	610516.....	40	670812.....	21
310133.....	102	350255.....	132	390426.....	120	600503.....	15	670106.....	20	670901.....	159
310134.....	102	350256.....	132	390452.....	121	600505.....	15	670107.....	20	670902.....	24
310136.....	102	350257.....	132	390453.....	121	601111.....	19	670108.....	20	670904.....	25
310206.....	106	350258.....	132	390454.....	121	601201.....	18	670109.....	20	670905.....	25
310210.....	106	350259.....	132	390457.....	121	601202.....	18	670110.....	20	670906.....	25
310211.....	106	350260.....	132	390458.....	121	601216.....	19	670111.....	20	670907.....	24
310212.....	106	350261.....	132	390459.....	121	601219.....	16	670112.....	20	670908.....	23
310213.....	106	350262.....	132	390462.....	121	601220.....	16	670114.....	20	670911.....	23
310221.....	107	351003.....	129	390463.....	121	601224.....	16	670116.....	20	670912.....	24
310223.....	107	351004.....	129	390467.....	121	601226.....	16	670206.....	20	670913.....	23
310501.....	104	351005.....	129	390468.....	121	601227.....	16	670207.....	20	670915.....	25
310502.....	104	351011.....	129	390471.....	120	601229.....	16	670208.....	20	670920.....	160
310503.....	104	390102.....	117	390472.....	120	601231.....	19	670209.....	20	670926.....	27
310511.....	107	390103.....	117	390473.....	120	601232.....	19	670210.....	20	670926A.....	159
310601.....	108	390104.....	117	390474.....	120	601234.....	16	670211.....	20	670927.....	28, 160
310602.....	108	390105.....	117	390475.....	120	601236.....	16	670212.....	20	670928.....	27, 159
310603.....	108	390106.....	117	390482.....	121	601312.....	17	670214.....	20	670929.....	27, 159
310604.....	108	390108.....	117	390491.....	120	601313.....	17	670216.....	20	671108.....	20
310605.....	108	390110.....	117	390492.....	120	601314.....	17	670306.....	20	671110.....	20
310902.....	105	390112.....	117	390498.....	120	601316.....	17	670307.....	20	671112.....	20
310903.....	105	390122.....	117	390499.....	120	601321.....	19	670308.....	20	671114.....	20
310904.....	105	390123.....	117	391103.....	89	601405.....	15	670309.....	20	671116.....	20
310905.....	105	390124.....	117	391104.....	89	601406.....	15	670310.....	20	671118.....	20
320151.....	122	390125.....	117	391106.....	89	601407.....	15	670311.....	20	671120.....	20
320152.....	122	390126.....	117	391107.....	89	601801.....	19	670312.....	20	671122.....	20
320153.....	122	390127.....	117	391109.....	89	601802.....	18	670314.....	20	671124.....	20
320154.....	122	390129.....	117	391110.....	89	601803.....	18	670316.....	20	671126.....	20
320302.....	122	390202.....	118	391721.....	134	601804.....	18	670406.....	20	671128.....	20
320303.....	122	390204.....	118	391722.....	134	601805.....	18	670407.....	20	671130.....	20
320304.....	122	390206.....	118	391726.....	134	601808.....	18	670408.....	20	671132.....	20
320305.....	122	390208.....	118	391731.....	134	601811.....	19	670409.....	20	671208.....	20
321124.....	122, 153	390210.....	118	391741.....	134	610201.....	32	670410.....	20	671210.....	20
321336.....	122	390212.....	118	391742.....	134	610203.....	32	670411.....	20	671212.....	20
350103.....	133	390224.....	118	391746.....	134	610217.....	32	670412.....	20	671214.....	20
350105.....	133	390226.....	118	391747.....	134	610302.....	34	670414.....	20	671216.....	20
350106.....	129	390228.....	118	522163.....	148	610303.....	34	670416.....	20	671218.....	20
350107.....	133	390230.....	118	522164.....	148	610308.....	35	670502.....	21	671220.....	20
350108.....	133	390232.....	118	522165.....	148	610310.....	35	670504.....	21	671222.....	20
350109.....	133	390239.....	119	522173.....	148	610321.....	34	670506.....	21	671224.....	20
350121.....	128	390240.....	119	522174.....	148	610323.....	34	670507.....	21	671312.....	20
350122.....	128	390241.....	119	522175.....	148	610326.....	31, 33	670508.....	21	671314.....	20
350124.....	128	390242.....	119	522176.....	148	610327.....	35	670509.....	21	671316.....	20
350125.....	128	390248.....	119	522263.....	148	610328.....	34	670510.....	21	671318.....	20
350151.....	126	390250.....	119	522264.....	148	610329.....	34	670511.....	21	671320.....	20

# NUMERICAL INDEX

671322.....	20	671907.....	25	672524.....	21	673420.....	20	677073.....	22	677845.....	22
671324.....	20	671908.....	25	672527.....	21	673421.....	20	677127.....	22	677847.....	22
671326.....	20	671909.....	24	672530.....	21	673422.....	20	677128.....	22	677851.....	22
671328.....	20	671910.....	23	672532.....	21	673423.....	20	677130.....	22	677852.....	22
671408.....	20	671911.....	24	672710.....	21	673424.....	20	677132.....	22	677853.....	22
671410.....	20	671913.....	23	672712.....	21	673426.....	20	677177.....	22	677855.....	22
671412.....	20	671914.....	23	672713.....	21	673428.....	20	677178.....	22	677857.....	22
671414.....	20	671917.....	23	672714.....	21	673429.....	20	677179.....	22	677859.....	22
671416.....	20	671920.....	160	672715.....	21	673430.....	20	677180.....	22	677861.....	22
671418.....	20	671926.....	27, 159	672716.....	21	673432.....	20	677204.....	22	677863.....	22
671420.....	20	671926A.....	159	672717.....	21	673619.....	21	677205.....	22	677865.....	22
671422.....	20	671928.....	28, 160	672718.....	21	673621.....	21	677206.....	22	681110.....	42
671424.....	20	671932.....	23	672719.....	21	673622.....	21	677207.....	22	681112.....	42
671506.....	21	671934.....	23	672720.....	21	673623.....	21	677208.....	22	681114.....	42
671507.....	21	671940.....	160	672721.....	21	673624.....	21	677210.....	22	681116.....	42
671508.....	21	671940B.....	160	672722.....	21	673626.....	21	677212.....	22	681118.....	42
671509.....	21	671941.....	28, 160	672723.....	21	673627.....	21	677224.....	22	681120.....	42
671510.....	21	671942.....	27, 159	672724.....	21	673629.....	21	677225.....	22	681122.....	42
671511.....	21	671943.....	27, 159	672727.....	21	673630.....	21	677226.....	22	681124.....	42
671512.....	21	671944.....	28, 160	672901.....	159	673632.....	21	677227.....	22	681210.....	42
671513.....	21	671945.....	27, 159	672902.....	24, 159	673635.....	21	677228.....	22	681212.....	42
671514.....	21	671947.....	25	672903.....	24, 159	673636.....	21	677230.....	22	681214.....	42
671515.....	21	671948.....	25	672904.....	25	673638.....	21	677232.....	22	681216.....	42
671516.....	21	671949.....	25	672905.....	25	673641.....	21	677253.....	22	681218.....	42
671517.....	21	671951.....	25	672906.....	25	673646.....	21	677254.....	22	681220.....	42
671518.....	21	671952.....	25	672907.....	24	673650.....	21	677255.....	22	681222.....	42
671519.....	21	671953.....	25	672908.....	23	673901.....	29, 159	677256.....	22	681224.....	42
671520.....	21	671954.....	25	672909.....	24	673903.....	14, 25	677257.....	22	681508.....	43
671521.....	21	672112.....	20	672911.....	23	673904.....	25	677258.....	22	681509.....	43
671522.....	21	672114.....	20	672912.....	23	673905.....	25	677260.....	22	681510.....	43
671524.....	21	672116.....	20	672913.....	23	673906.....	24	677274.....	22	681511.....	43
671608.....	21	672118.....	20	672914.....	25	673907.....	23	677275.....	22	681512.....	43
671609.....	21	672120.....	20	672918.....	24, 159	673909.....	24, 159	677276.....	22	681513.....	43
671610.....	21	672122.....	20	672920.....	160	673910.....	14, 24	677277.....	22	681514.....	43
671611.....	21	672124.....	20	672926.....	27, 159	673911.....	14, 24	677278.....	22	681515.....	43
671612.....	21	672126.....	20	672926A.....	159	673912.....	14, 23	677279.....	22	681516.....	43
671613.....	21	672128.....	20	672926B.....	159	673913.....	29	677280.....	22	681517.....	43
671614.....	21	672130.....	20	672927.....	27, 159	673914.....	14, 29	677316.....	22	681518.....	43
671615.....	21	672132.....	20	672927B.....	159	673921.....	160	677318.....	22	681519.....	43
671616.....	21	672134.....	20	672928.....	28, 160	673922.....	27, 29, 159	677320.....	22	681608.....	43
671617.....	21	672136.....	20	672929.....	27, 159	673923.....	14, 29, 160	677362.....	22	681609.....	43
671618.....	21	672138.....	20	672947.....	25	673924.....	29, 160	677364.....	22	681610.....	43
671619.....	21	672140.....	20	672948.....	25	674223.....	20	677366.....	22	681611.....	43
671708.....	21	672314.....	20	672949.....	25	674224.....	20	677706.....	22	681612.....	43
671709.....	21	672316.....	20	672951.....	25	674226.....	20	677707.....	22	681613.....	43
671710.....	21	672318.....	20	672952.....	25	674227.....	20	677708.....	22	681614.....	43
671711.....	21	672320.....	20	672953.....	25	674228.....	20	677709.....	22	681615.....	43
671712.....	21	672322.....	20	673212.....	20	674229.....	20	677710.....	22	681616.....	43
671713.....	21	672324.....	20	673214.....	20	674230.....	20	677711.....	22	681617.....	43
671714.....	21	672326.....	20	673215.....	20	674232.....	20	677759.....	22	681618.....	43
671715.....	21	672328.....	20	673216.....	20	674234.....	20	677761.....	22	681619.....	43
671716.....	21	672330.....	20	673217.....	20	674235.....	20	677763.....	22	681911.....	41
671717.....	21	672332.....	20	673218.....	20	674236.....	20	677764.....	22	681952.....	41
671718.....	21	672334.....	20	673219.....	20	674238.....	20	677766.....	22	682112.....	42
671719.....	21	672336.....	20	673220.....	20	674240.....	20	677767.....	22	682114.....	42
671721.....	21	672340.....	20	673221.....	20	674242.....	20	677803.....	22	682116.....	42
671808.....	21	672508.....	21	673222.....	20	674244.....	20	677804.....	22	682118.....	42
671809.....	21	672509.....	21	673223.....	20	674247.....	20	677805.....	22	682120.....	42
671810.....	21	672510.....	21	673224.....	20	674248.....	20	677806.....	22	682122.....	42
671811.....	21	672511.....	21	673225.....	20	674250.....	20	677807.....	22	682124.....	42
671812.....	21	672512.....	21	673226.....	20	674901.....	29, 159	677809.....	22	682126.....	42
671813.....	21	672513.....	21	673227.....	20	674903.....	25	677810.....	22	682128.....	42
671814.....	21	672514.....	21	673228.....	20	674904.....	24	677821.....	22	682130.....	42
671815.....	21	672515.....	21	673229.....	20	674905.....	25	677822.....	22	682132.....	42
671816.....	21	672516.....	21	673230.....	20	674906.....	29, 160	677823.....	22	682134.....	42
671817.....	21	672517.....	21	673232.....	20	674907.....	29	677824.....	22	682136.....	42
671818.....	21	672518.....	21	673414.....	20	674909.....	24	677825.....	22	682138.....	42
671819.....	21	672519.....	21	673415.....	20	677021.....	22	677826.....	22	682140.....	42
671901.....	159	672520.....	21	673416.....	20	677022.....	22	677827.....	22	682142.....	42
671902.....	24	672521.....	21	673417.....	20	677023.....	22	677828.....	22	682144.....	42
671904.....	25	672522.....	21	673418.....	20	677071.....	22	677830.....	22	682146.....	42
671905.....	25	672523.....	21	673419.....	20	677072.....	22	677832.....	22	682148.....	42

# NUMERICAL INDEX

682212.....42	682715.....43	683180.....42	684197.....42	687377.....43	700511.....51
682214.....42	682716.....43	683224.....42	684198.....42	687821.....43	700512.....51
682216.....42	682717.....43	683226.....42	684199.....42	687822.....43	700513.....51
682218.....42	682718.....43	683228.....42	684228.....42	687823.....43	700514.....51
682220.....42	682719.....43	683230.....42	684230.....42	687825.....43	700515.....51
682222.....42	682721.....43	683232.....42	684232.....42	687826.....43	700517.....51
682224.....42	682722.....43	683234.....42	684234.....42	687827.....43	700518.....51
682226.....42	682867.....36	683236.....42	684236.....42	687828.....43	700519.....51
682228.....42	682869.....36	683238.....42	684238.....42	687829.....43	700520.....51
682230.....42	682871.....36	683240.....42	684240.....42	687831.....43	700521.....51
682232.....42	682876.....36	683242.....42	684242.....42	687833.....43	700523.....51
682234.....42	682878.....36	683244.....42	684244.....42	688055.....43	700524.....51
682236.....42	682880.....36	683246.....42	684246.....42	688056.....43	700525.....51
682238.....42	682882.....36	683248.....42	684248.....42	688057.....43	700526.....51
682240.....42	682884.....36	683250.....42	684250.....42	688058.....43	700527.....51
682242.....42	682911.....41	683252.....42	684252.....42	688060.....43	700529.....51
682244.....42	682938.....40	683254.....42	684254.....42	688062.....43	700531.....51
682246.....42	682939.....40	683256.....42	684256.....42	688064.....43	700533.....51
682248.....42	682952.....41	683258.....42	684258.....42	688066.....43	700535.....51
682316.....42	682953.....41	683260.....42	684260.....42	688110.....43	700537.....51
682318.....42	682954.....41	683262.....42	684262.....42	688111.....43	700552.....51
682320.....42	682955.....41	683264.....42	684264.....42	688112.....43	700553.....51
682322.....42	682961.....36	683951.....41	684266.....42	688114.....43	700554.....51
682324.....42	682964.....36	683952.....41	684268.....42	688116.....43	700555.....51
682326.....42	682965.....36	683953.....41	684270.....42	688118.....43	700556.....51
682328.....42	682966.....36	683954.....41	684272.....42	688120.....43	700557.....51
682510.....43	682967.....36	683955.....41	684274.....42	688122.....43	700558.....51
682511.....43	682968.....36	684124.....42	684276.....42	688124.....43	700559.....51
682512.....43	682981.....36	684126.....42	684278.....42	690104.....28	700560.....51
682513.....43	682982.....36	684128.....42	684280.....42	690105.....14	700561.....51
682514.....43	682983.....36	684130.....42	684282.....42	690106.....27	700562.....51
682515.....43	682985.....36	684132.....42	684284.....42	690111.....23	700563.....51
682516.....43	682986.....36	684134.....42	684288.....42	690115.....23	700564.....51
682517.....43	682987.....36	684136.....42	684614.....40, 43	690120.....25	700565.....51
682518.....43	682988.....36	684138.....42	684616.....40, 43	690121.....25	700566.....51
682519.....43	682989.....36	684140.....42	684619.....40, 43	690122.....25	700567.....51
682520.....43	682991.....36	684142.....42	684622.....40, 43	690123.....25	700568.....51
682521.....43	682992.....36	684144.....42	684921.....40	690124.....25	700569.....51
682522.....43	682993.....36	684146.....42	684922.....40	690125.....25	700571.....51
682523.....43	682995.....36	684148.....42	684943.....40	700110.....50	700572.....51
682524.....43	682996.....36	684150.....42	684944.....40	700115.....50	700575.....51
682525.....43	682997.....36	684152.....42	684946.....40	700121.....50	700577.....51
682526.....43	682998.....36	684154.....42	684951.....41	700125.....51	700621.....48
682527.....43	682999.....36	684156.....42	684952.....41	700128.....51	700622.....48
682528.....43	683124.....42	684158.....42	684966.....40	700132.....48	700623.....48
682529.....43	683126.....42	684160.....42	684971.....40	700134.....48	700624.....48
682530.....43	683128.....42	684162.....42	684975.....40	700141.....49	700625.....48
682532.....43	683130.....42	684164.....42	687211.....43	700164.....46	700626.....48
682610.....43	683132.....42	684165.....42	687212.....43	700167.....50	700627.....48
682611.....43	683134.....42	684166.....42	687213.....43	700173.....50	700628.....48
682612.....43	683136.....42	684167.....42	687214.....43	700177.....50	700629.....48
682613.....43	683138.....42	684168.....42	687215.....43	700182.....48	700630.....48
682614.....43	683140.....42	684169.....42	687216.....43	700185.....48	700631.....48
682615.....43	683142.....42	684170.....42	687217.....43	700191.....49	700632.....48
682616.....43	683144.....42	684171.....42	687219.....43	700201.....50	700633.....48
682617.....43	683146.....42	684172.....42	687261.....43	700308.....46	700634.....48
682618.....43	683148.....42	684173.....42	687262.....43	700312.....46	700635.....48
682619.....43	683150.....42	684174.....42	687263.....43	700321.....47	700637.....48
682620.....43	683152.....42	684175.....42	687265.....43	700322.....47	700672.....48
682621.....43	683154.....42	684176.....42	687267.....43	700361.....46	700673.....48
682622.....43	683156.....42	684177.....42	687269.....43	700371.....47	700674.....48
682623.....43	683158.....42	684178.....42	687272.....43	700372.....47	700675.....48
682624.....43	683160.....42	684179.....42	687274.....43	700501.....51	700676.....48
682625.....43	683162.....42	684180.....42	687320.....43	700502.....51	700677.....48
682626.....43	683164.....42	684182.....42	687324.....43	700503.....51	700678.....48
682627.....43	683166.....42	684184.....42	687328.....43	700504.....51	700679.....48
682628.....43	683168.....42	684186.....42	687332.....43	700505.....51	700680.....48
682629.....43	683170.....42	684188.....42	687340.....43	700506.....51	700681.....48
682630.....43	683172.....42	684190.....42	687367.....43	700507.....51	700682.....48
682632.....43	683174.....42	684192.....42	687369.....43	700508.....51	700683.....48
682713.....43	683176.....42	684194.....42	687372.....43	700509.....51	700684.....48
682714.....43	683178.....42	684196.....42	687374.....43	700510.....51	700685.....48



# NUMERICAL INDEX

700686.....	48	710107.....	60	715232.....	52	720410.....	71	730202.....	78	731118.....	95
700687.....	48	710110.....	60	715233.....	52	720421.....	74	730203.....	78	731124.....	95
700688.....	48	710116.....	60	715234.....	52	720422.....	74	730211.....	78	731130.....	95
700689.....	48	710122.....	60	715235.....	52	720423.....	74	730212.....	78	731136.....	95
700703.....	49	710123.....	60	718803.....	55	720426.....	71	730213.....	78	731142.....	95
700704.....	49	710124.....	60	718805.....	55	720427.....	71	730221.....	79	731162.....	95
700705.....	49	710125.....	60	718861.....	55, 161	720428.....	71	730226.....	79	731164.....	95
700706.....	49	710127.....	60	718862.....	55	720429.....	71	730232.....	79	731168.....	95
700707.....	49	710130.....	60	718863.....	55	720431.....	74	730302.....	78	731174.....	95
700708.....	49	710136.....	60	718864.....	55	720432.....	74	730313.....	80	731180.....	95
700709.....	49	710205.....	60	718865.....	55	720433.....	74	730321.....	80	731186.....	95
700755.....	49	710207.....	60	718902.....	56, 161	720436.....	71	730322.....	78	731192.....	95
700757.....	49	710210.....	60	718903.....	57, 161	720437.....	71	730323.....	81	735102.....	83
700758.....	49	710216.....	60	718906.....	56, 161	720438.....	71	730324.....	81	735210.....	82
700760.....	49	710219.....	60	718908.....	56, 161	720439.....	71	730333.....	77	735301.....	82
700762.....	49	710225.....	60	718909.....	57, 161	720444.....	74	730334.....	77	735302.....	82
700763.....	49	710227.....	60	718911.....	56, 161	720446.....	74	730335.....	77	735303.....	82
700764.....	49	710230.....	60	718912.....	56, 161	720447.....	71	730352.....	81	735305.....	82
701101.....	46	710236.....	60	718913.....	57, 161	720505.....	72	730353.....	81	735311.....	82
701102.....	46	710239.....	60	718914.....	57, 161	720507.....	72	730401.....	80	735322.....	82
701103.....	46	710902.....	53	718916.....	56, 161	720508.....	74	730402.....	80	735323.....	82
701104.....	46	710903.....	53	718917.....	56, 161	720513.....	70	730403.....	80	735325.....	82
701105.....	46	710904.....	53	718918.....	56, 161	720514.....	70	730414.....	80	735391.....	82
701106.....	46	710912.....	53	718922.....	56, 161	720519.....	70	730415.....	80	735403.....	95
701107.....	46	710913.....	53	718933.....	57, 161	720542.....	73	730417.....	78	735453.....	95
701108.....	46	710914.....	53	718935.....	57, 161	720546.....	73	730418.....	78	739102.....	61
701109.....	46	710921.....	63	718936.....	57, 161	720574.....	72	730423.....	80	739104.....	61
701110.....	46	711112.....	45	718991.....	55	720701.....	74	730425.....	80	739105.....	61
701111.....	46	711113.....	45	719001.....	45	720911.....	73	730426.....	79	739107.....	61
701112.....	46	711114.....	45	719002.....	45	720912.....	71	730428.....	81	739108.....	62
701113.....	46	711115.....	45	719003.....	45	720917.....	73	730433.....	81	739109.....	61
701121.....	47	711116.....	45	719004.....	45	720918.....	71	730435.....	81	739111.....	62
701122.....	47	711117.....	45	719006.....	45	720922.....	73	730437.....	79	739116.....	62
701123.....	47	711118.....	45	719007.....	45	720923.....	71	730441.....	80	739122.....	62
701124.....	47	711132.....	45	719008.....	45	720925.....	73	730442.....	80	739125.....	62
701125.....	47	711133.....	45	719009.....	45	720926.....	71	730443.....	80	739132.....	63
701126.....	47	711134.....	45	719069.....	56, 161	720929.....	73	730453.....	77	739133.....	63
701127.....	47	711135.....	45	719071.....	58	720930.....	71	730455.....	77	739142.....	63
701128.....	47	711136.....	45	719072.....	58	720932.....	73	730456.....	77	739181.....	63
701129.....	47	711137.....	45	719073.....	58	720933.....	71	730458.....	77	739191.....	61
701130.....	47	711139.....	45	719074.....	58	720956.....	72	730459.....	77	739192.....	61
701131.....	47	715201.....	52	719075.....	58	720957.....	70	730462.....	77	739193.....	61
701132.....	47	715202.....	52	719111.....	53	721105.....	75	730463.....	77	739194.....	61
701133.....	47	715203.....	52	719121.....	53	721106.....	75	730467.....	77	740151.....	89
701153.....	46	715204.....	52	719151.....	53	721107.....	75	730473.....	79	740153.....	89
701154.....	46	715205.....	52	719153.....	53	721109.....	75	730483.....	80	740155.....	89
701155.....	46	715206.....	52	719154.....	53	721111.....	75	730485.....	80	740157.....	89
701156.....	46	715207.....	52	719155.....	53	721112.....	75	730488.....	81	740161.....	88
701157.....	46	715208.....	52	719156.....	53	721113.....	75	730489.....	81	740163.....	88
701158.....	46	715209.....	52	719157.....	53	721114.....	75	730491.....	81	740164.....	88
701159.....	46	715210.....	52	719159.....	53	721115.....	75	730492.....	81	740165.....	88
701160.....	46	715211.....	52	719160.....	53	721116.....	75	730493.....	81	740307.....	89
701161.....	46	715212.....	52	719162.....	53	721117.....	75	730496.....	77	740347.....	88
701162.....	46	715213.....	52	719163.....	53	721121.....	75	730554.....	77	740403.....	87
701163.....	46	715214.....	52	719165.....	53	721122.....	75	730555.....	77	740407.....	87
701164.....	46	715215.....	52	720354.....	73	721123.....	75	730556.....	77	740522.....	89
701173.....	47	715216.....	52	720356.....	73	721124.....	75	730557.....	77	740523.....	89
701174.....	47	715217.....	52	720360.....	73	721125.....	75	730558.....	77	740524.....	89
701175.....	47	715218.....	52	720362.....	73	721126.....	75	730559.....	77	740525.....	89
701176.....	47	715219.....	52	720363.....	73	721127.....	75	730701.....	81	740526.....	89
701177.....	47	715220.....	52	720366.....	73	721131.....	75	730702.....	81	740528.....	89
701178.....	47	715221.....	52	720371.....	73	721132.....	75	730703.....	81	740532.....	88
701179.....	47	715222.....	52	720372.....	73	721133.....	75	730704.....	81	740533.....	88
701180.....	47	715223.....	52	720373.....	73	721134.....	75	730711.....	83	740534.....	88
701181.....	47	715224.....	52	720382.....	73	721135.....	75	730724.....	83	740535.....	88
701182.....	47	715225.....	52	720392.....	73	721136.....	75	730725.....	83	740536.....	88
701183.....	47	715226.....	52	720402.....	71	721137.....	75	730731.....	83	740538.....	88
701184.....	47	715227.....	52	720403.....	71	721361.....	73	730736.....	83	740901.....	89
710102.....	60	715228.....	52	720404.....	74	721362.....	73	730738.....	83	740912.....	87
710103.....	60	715229.....	52	720405.....	71	721363.....	73	731108.....	95	740913.....	87
710104.....	60	715230.....	52	720406.....	74	721372.....	73	731112.....	95	740914.....	87
710105.....	60	715231.....	52	720407.....	71	730201.....	78	731114.....	95	740915.....	87

# NUMERICAL INDEX

740926.....87	774807.....68	775144.....65	776006.....98	842351.....140	890177.....156
740927.....87	774808.....68	775146.....65	776011.....98	842353.....140	890179.....156
740928.....87	774809.....68	775153.....65	776016.....99	842372.....140	890181.....155
740932.....87	774810.....68	775156.....65	776021.....98	842373.....140	890182.....155
740933.....87	774811.....68	775164.....66	776022.....98	842411.....142	890187.....156
740934.....87	774812.....68	775165.....65	776055.....97	842425.....142	890195.....155
740952.....88	774813.....68	775173.....66	776060.....97	842461.....143	890406.....156
740953.....88	774814.....68	775175.....67	776061.....97	842503.....144	890407.....156
740991.....87	774815.....68	775176.....67	776065.....97	842513.....144	890422.....156
740992.....87	774817.....68	775184.....66	776070.....97	842523.....145	890426.....156
740993.....87	774819.....68	775185.....67	779112.....94	842542.....145	890427.....156
740994.....87	774905.....68	775186.....67	779113.....94	842543.....145	890428.....157
740995.....87	774906.....68	775191.....66	779161.....99	842553.....144	890429.....157
740996.....87	774907.....68	775192.....65	779162.....99	842563.....144	890430.....155
740997.....87	774908.....68	775301.....135	779171.....99	842573.....145	890434.....158
740998.....87	774909.....68	775306.....135	779201.....94	842905.....147	890443.....157
740999.....87	774910.....68	775307.....135	779203.....94	849221.....136	890444.....155
741107.....88	774911.....68	775308.....135	779205.....94	849403.....100	890445.....157
741121.....88	774912.....68	775391.....135	779211.....94	849407.....100	890446.....155
741123.....88	774913.....68	775400.....91	779212.....94	849411.....100	890447.....155
741141.....88	774914.....68	775401.....91	779213.....94	849412.....100	890636.....157
741142.....88	774915.....68	775402.....91	779214.....94	849416.....100	890637.....157
770132.....124	774917.....68	775403.....91	779215.....94	849481.....99	890648.....158
770133.....124	774919.....68	775404.....91	779216.....94	849482.....99	890694.....158
770134.....124	774956.....68	775405.....91	779218.....95	849491.....99	900202.....159
770135.....124	774957.....68	775406.....91	779220.....85	849492.....99	900203.....159
770152.....124	774958.....68	775410.....91	779221.....85	849493.....99	900204.....159
770302.....124	774959.....68	775411.....91	779222.....85	849494.....99	900205.....159
770312.....124	774960.....68	775412.....91	779223.....85	849495.....99	900206.....160
770313.....124	774962.....68	775413.....91	779224.....85	849804.....114	900207.....160
770314.....124	774964.....68	775420.....91	779240.....85	849806.....114	900208.....160
774607.....68	774966.....68	775421.....91	779241.....85	849807.....114	900209.....160
774608.....68	774968.....68	775422.....91	779242.....85	849809.....115	900210.....159
774610.....68	775005.....68	775423.....91	779243.....85	849814.....115	900213.....159
774612.....68	775006.....68	775424.....91	779244.....85	849815.....115	900214.....159
774613.....68	775007.....68	775425.....91	779251.....94	849891.....115	900215.....159
774614.....68	775008.....68	775430.....92	779252.....94	849892.....115	900218.....159
774615.....68	775009.....68	775431.....92	779253.....94	859042.....123	900219.....159
774617.....68	775010.....68	775432.....92	779255.....94	859043.....123	900221.....160
774619.....68	775011.....68	775433.....92	779256.....94	859044.....123	900225.....160
774657.....68	775012.....68	775434.....92	779258.....95	859301.....84	900226.....160
774658.....68	775013.....68	775435.....92	779259.....95	859302.....84	900227.....160
774659.....68	775014.....68	775436.....92	842104.....146	859303.....84	900228.....160
774660.....68	775015.....68	775437.....92	842105.....146	859304.....84	900230.....159
774662.....68	775017.....68	775440.....92	842124.....146	859305.....84	900235.....159
774663.....68	775019.....68	775441.....92	842134.....146	859306.....84	900236.....159
774664.....68	775021.....68	775442.....92	842142.....137	859307.....84	900237.....159
774666.....68	775022.....68	775443.....92	842143.....137	859308.....84	900239.....159
774668.....68	775023.....68	775452.....92	842144.....137	859309.....84	900240.....160
774691.....68	775025.....68	775453.....92	842152.....137	859310.....84	900241.....160
774692.....68	775054.....68	775454.....92	842153.....137	859311.....84	900251.....160
774693.....68	775056.....68	775455.....92	842154.....137	859312.....84	900252.....160
774694.....68	775057.....68	775456.....92	842181.....147	859313.....84	900253.....159
774695.....68	775058.....68	775457.....92	842202.....139	859314.....84	900257.....160
774696.....68	775059.....68	775461.....92	842204.....139	859315.....84	900258.....160
774697.....68	775060.....68	775462.....92	842213.....139	859316.....84	900259.....159
774698.....68	775061.....68	775507.....90	842242.....147	859317.....84	912805.....151
774699.....68	775063.....68	775508.....90	842252.....138	859318.....84	912807.....151
774756.....68	775064.....68	775509.....90	842253.....138	859319.....84	999888.....136
774757.....68	775065.....68	775511.....90	842254.....138	859320.....84	999889.....136
774758.....68	775067.....68	775513.....90	842256.....138	859321.....84	999890.....136
774759.....68	775069.....68	775526.....91	842263.....139	859331.....84	H3555.....125
774760.....68	775073.....68	775531.....91	842269.....143	859341.....85	H3560.....125
774761.....68	775075.....68	775592.....92	842279.....143	859342.....85	H3562.....125
774762.....68	775077.....68	775910.....96	842291.....147	859343.....85	H3630.....110
774763.....68	775080.....68	775921.....96	842293.....147	859344.....85	
774764.....68	775082.....68	775928.....96	842294.....147	859345.....85	
774765.....68	775104.....67	775929.....96	842295.....147	890171.....157	
774766.....68	775106.....67	775936.....96	842302.....141	890172.....157	
774767.....68	775108.....67	776001.....98	842303.....141	890173.....157	
774768.....68	775112.....66	776002.....98	842321.....141	890174.....156	
774806.....68	775114.....66	776004.....98	842322.....141	890175.....155	



# CANADA'S ONE STOP SHOP



Check out our other quality **JET™** products on our website

[www.jetequipment.com](http://www.jetequipment.com)

or contact your nearest **JET™** distributor for complete information on the rest of our great product lines

HAND TOOLS

---

ABRASIVES

---

SPECIALTY AUTOMOTIVE

---

AIR TOOLS

---

MATERIAL HANDLING

---

STRONGARM

---





## MATERIAL HANDLING



## AIR TOOLS



## ABRASIVES





**SPECIALTY TOOLS**



**STRONGARM**



**CANADA'S ONE STOP SHOP**

*for the best in professional tools and equipment*